

US011101946B2

(12) **United States Patent**  
**Rudolf et al.**

(10) **Patent No.:** **US 11,101,946 B2**  
(45) **Date of Patent:** **\*Aug. 24, 2021**

(54) **METHOD AND SYSTEM FOR  
TRANSFERRING WIRELESS  
TRANSMIT/RECEIVE UNIT-SPECIFIC  
INFORMATION**

(58) **Field of Classification Search**  
CPC ..... H04L 5/003; H04L 5/14; H04W 72/1278;  
H04W 8/245; H04W 88/08; H04W 92/12;  
H04W 16/10  
See application file for complete search history.

(71) Applicant: **Pantech Wireless, LLC**, Cedar Park,  
TX (US)

(56) **References Cited**

(72) Inventors: **Marian Rudolf**, Montreal (CA);  
**Stephen E. Terry**, Northport, NY (US);  
**Stephen G. Dick**, Nesconset, NY (US)

U.S. PATENT DOCUMENTS

6,307,867 B1 10/2001 Roobol et al.  
6,356,607 B1 3/2002 Scott et al.

(Continued)

(73) Assignee: **Pantech Wireless, LLC**, Cedar Park,  
TX (US)

FOREIGN PATENT DOCUMENTS

(\*) Notice: Subject to any disclaimer, the term of this  
patent is extended or adjusted under 35  
U.S.C. 154(b) by 0 days.

CA 2712077 6/2005  
EP 1 139 605 10/2001

(Continued)

This patent is subject to a terminal dis-  
claimer.

OTHER PUBLICATIONS

(21) Appl. No.: **16/290,686**

3rd Generation Partnership Project; Technical Specification Group  
Radio Access Network; Radio Resource Control (RRC); Protocol  
Specification (Release 5) 3GPP TS 25.331 V5.4.0 (Mar. 2003).

(22) Filed: **Mar. 1, 2019**

(Continued)

(65) **Prior Publication Data**

US 2019/0199486 A1 Jun. 27, 2019

*Primary Examiner* — Shukri Taha

(74) *Attorney, Agent, or Firm* — Volpe Koenig

**Related U.S. Application Data**

(63) Continuation of application No. 15/722,759, filed on  
Oct. 2, 2017, now Pat. No. 10,225,053, which is a  
(Continued)

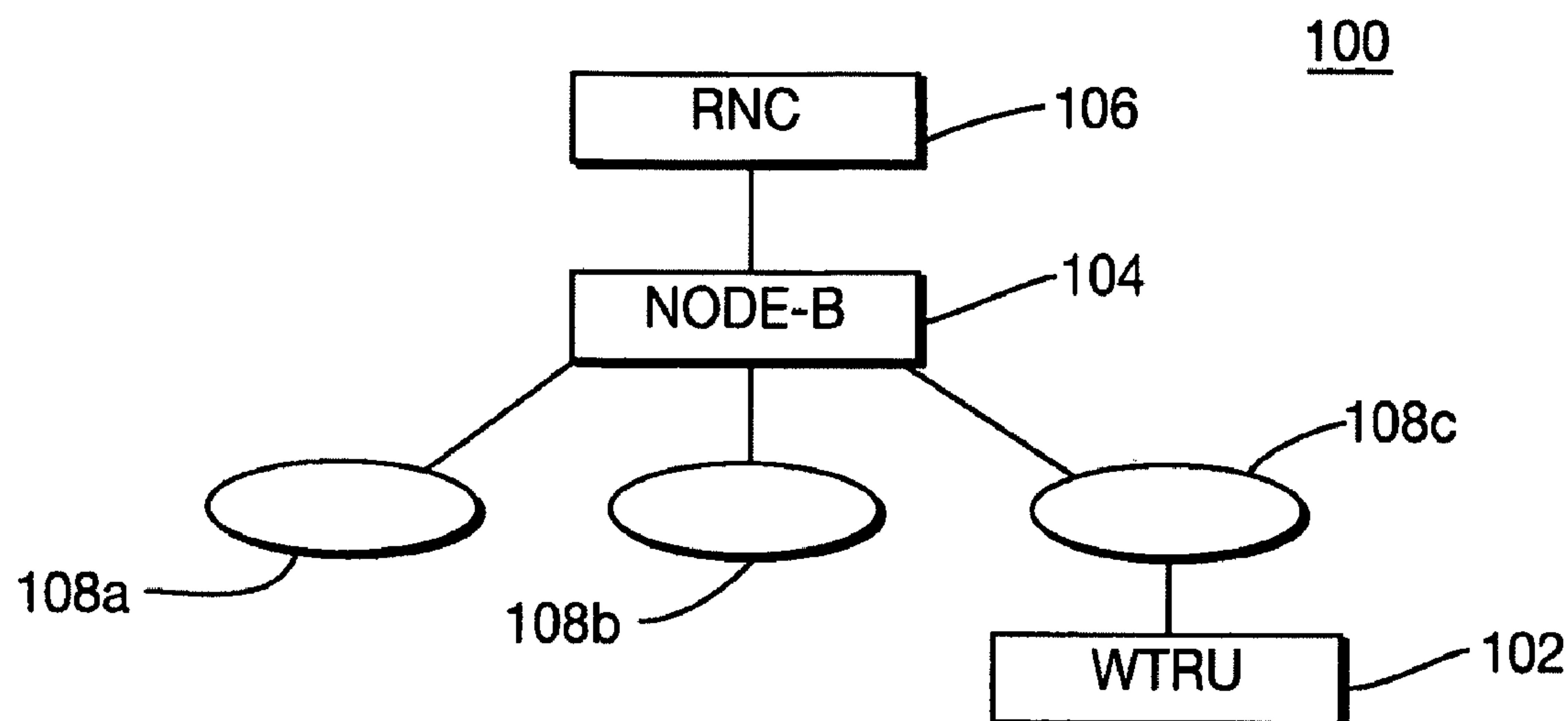
(57) **ABSTRACT**

(51) **Int. Cl.**  
**H04J 3/00** (2006.01)  
**H04L 5/00** (2006.01)  
(Continued)

A network node, a wireless transmit/receive unit (WTRU),  
and system for operating a wireless network is disclosed. A  
first network node receives a radio resource control (RRC)  
message from a WTRU, the RRC message including WTRU  
capability information. The first network node then sends an  
application protocol message having RRC information to a  
second network node for use by the second network node to  
configure uplink resources for the WTRU, the RRC infor-  
mation including the WTRU capability information and  
physical channel configuration information of the WTRU.

(52) **U.S. Cl.**  
CPC ..... **H04L 5/003** (2013.01); **H04L 5/14**  
(2013.01); **H04W 72/1278** (2013.01);  
(Continued)

**38 Claims, 1 Drawing Sheet**





**Related U.S. Application Data**

continuation of application No. 14/845,703, filed on Sep. 4, 2015, now Pat. No. 9,780,927, which is a continuation of application No. 14/186,375, filed on Feb. 21, 2014, now Pat. No. 9,379,860, which is a continuation of application No. 13/589,723, filed on Aug. 20, 2012, now Pat. No. 8,665,798, which is a continuation of application No. 12/901,931, filed on Oct. 11, 2010, now Pat. No. 8,270,351, which is a continuation of application No. 12/559,641, filed on Sep. 15, 2009, now Pat. No. 7,813,328, which is a continuation of application No. 10/980,723, filed on Nov. 3, 2004, now Pat. No. 7,599,339.

(60) Provisional application No. 60/519,436, filed on Nov. 12, 2003.

**(51) Int. Cl.**

*H04L 5/14* (2006.01)

*H04W 72/12* (2009.01)

*H04W 92/12* (2009.01)

*H04W 8/24* (2009.01)

*H04W 88/08* (2009.01)

**(52) U.S. Cl.**

CPC ..... *H04W 8/245* (2013.01); *H04W 88/08* (2013.01); *H04W 92/12* (2013.01)

**(56) References Cited****U.S. PATENT DOCUMENTS**

6,504,835	B1	1/2003	Menzel et al.	
6,546,062	B1	4/2003	Du et al.	
6,671,511	B1	12/2003	Forssell et al.	
6,757,270	B1	6/2004	Kumar et al.	
6,842,618	B2	1/2005	Zhang	
6,901,104	B1	5/2005	Du et al.	
6,993,002	B2	1/2006	Pan et al.	
7,050,814	B2	5/2006	Al-Housami	
7,054,633	B2	5/2006	Seo et al.	
7,130,638	B2	10/2006	Chen et al.	
7,142,525	B2	11/2006	Dolwin	
7,257,091	B2	8/2007	Elko et al.	
7,392,054	B2	6/2008	Cho et al.	
8,665,798	B2	3/2014	Rudolf et al.	
8,942,200	B2	1/2015	Terry et al.	
2001/0036823	A1 *	11/2001	Van Lieshout	..... H04W 36/10 455/418
2002/0001298	A1	1/2002	Tourunen et al.	
2003/0100291	A1	5/2003	Krishnarajah et al.	
2003/0123470	A1	7/2003	Kim et al.	
2003/0147371	A1 *	8/2003	Choi	..... H04B 7/2637 370/341
2003/0214928	A1	11/2003	Chuah	
2003/0219037	A1	11/2003	Toskala et al.	
2004/0114574	A1 *	6/2004	Zeira	..... H04L 1/0002 370/352
2004/0156332	A1 *	8/2004	Terry	..... H04W 36/0007 370/328
2004/0218578	A1	11/2004	Fisher et al.	
2004/0228313	A1	11/2004	Cheng et al.	
2005/0009527	A1	1/2005	Sharma	
2005/0043030	A1	2/2005	Shariat et al.	
2005/0239435	A1 *	10/2005	Ikeda	..... H04L 47/10 455/403
2006/0092973	A1 *	5/2006	Petrovic	..... H04L 1/1887 370/469
2009/0316640	A1	12/2009	Rudolf et al.	

**FOREIGN PATENT DOCUMENTS**

EP	1 189 403	3/2002
EP	1 437 912	7/2004

EP	1 465 369	10/2004
GB	2 358 551	7/2001
TW	364242	7/1999
WO	00/69184	11/2000
WO	02/01769	1/2002
WO	03/003643	1/2003

**OTHER PUBLICATIONS**

3<sup>rd</sup> Generation Partnership Project; Technical Specification Group Radio Access Network; Feasibility Study for Enhanced Uplink for UTRA FDD; (Release 6) 3GPP TR 25.896 V0.4.1 (Aug. 2003).

3GPP TSG RAN WG1 #30, Samsung, "Required Information for Node B Scheduling" San Diego, USA, Jan. 7-10, 2003, R1-030057. Gopalakrishnan, Nandu et al. "Evolution of the Reverse Link of CDMA-Based Systems to Support High-Speed Data", Bells Labs Technical Journal 7(3), pp. 69-82 (Mar. 2003).

Khan, F. "A Novel Technique for High Speed Uplink Data Transmission in 3G Systems", 3G Mobile Communication Technologies, pp. 328-332 (Jun. 25-27, 2003).

3<sup>rd</sup> Generation Partnership Project; Technical Specification Group Radio Access Network; High Speed Downlink Packet Access (HSDPA); Overall Description; Stage 2 (Release 6), 3GPP TS 25.308 V6.2.0 (Sep. 2004).

3<sup>rd</sup> Generation Partnership Project; Technical Specification Group Radio Access Network; High Speed Downlink Packet Access (HSDPA); Overall Description; Stage 2 (Release 5), 3GPP TS 25.308 V5.4.0 (Mar. 2003).

3<sup>rd</sup> Generation Partnership Project; Technical Specification Group Radio Access Network; FDD Enhanced Uplink; Overall Description; Stage 2 (Release 6), 3GPP TS 25.309 V6.0.0 (Sep. 2004).

3<sup>rd</sup> Generation Partnership Project; Technical Specification Group Radio Access Network; Medium Access Control (MAC) Protocol Specification; (Release 6), 3GPP TS 25.321 V6.2.0 (Jun. 2004).

3<sup>rd</sup> Generation Partnership Project; Technical Specification Group Radio Access Network; Medium Access Control (MAC) Protocol Specification; (Release 5), 3GPP TS 25.321 V5.6.0 (Sep. 2003).

3<sup>rd</sup> Generation Partnership Project; Technical Specification Group Radio Access Network; Feasibility Study on Uplink Enhancements for UTRA TDD; (Release 6), 3GPP TR 25.804 V0.0.1 (Sep. 2003).

3<sup>rd</sup> Generation Partnership Project; Technical Specification Group Radio Access Network; Feasibility Study on Uplink Enhancements for UTRA TDD; (Release 6), 3GPP TR 25.804 V0.3.0 (Aug. 2004).

3<sup>rd</sup> Generation Partnership Project; Technical Specification Group Radio Access Network; Feasibility Study for Enhanced Uplink for UTRA FDD (Release 6), 3GPP TR 25.896 V6.0.0 (Mar. 2004).

3<sup>rd</sup> Generation Partnership Project; Technical Specification Group Radio Access Network; Feasibility Study for Enhanced Uplink for UTRA FDD; (Release 6), 3GPP TR 25.896 V1.0.2 (Oct. 2003).

3<sup>rd</sup> Generation Partnership Project; Technical Specification Group Radio Access Network; Physical layer—General description (Release 1999), 3GPP TS 25.201 V3.4.0 (Jun. 2002).

3<sup>rd</sup> Generation Partnership Project; Technical Specification Group Radio Access Network; Physical layer—General description (Release 4), 3GPP TS 25.201 V4.3.0 (Jun. 2002).

3<sup>rd</sup> Generation Partnership Project; Technical Specification Group Radio Access Network; Physical layer—General description (Release 5), 3GPP TS 25.201 V5.2.0 (Sep. 2002).

3<sup>rd</sup> Generation Partnership Project; Technical Specification Group Radio Access Network; Physical layer—General description (Release 6), 3GPP TS 25.201 V6.0.0 (Dec. 2003).

3<sup>rd</sup> Generation Partnership Project; Technical Specification Group Radio Access Network; Physical layer—Measurements (TDD) (Release 1999), 3GPP TS 25.225 V3.12.0 (Jun. 2003).

3<sup>rd</sup> Generation Partnership Project; Technical Specification Group Radio Access Network; Physical layer—Measurements (TDD) (Release 4), 3GPP TS 25.225 V4.7.0 (Jun. 2003).

3<sup>rd</sup> Generation Partnership Project; Technical Specification Group Radio Access Network; Physical layer; Measurements (TDD) (Release 4), 3GPP TS 25.225 V4.8.0 (Mar. 2004).



(56)

**References Cited**

## OTHER PUBLICATIONS

3rd Generation Partnership Project; Technical Specification Group Radio Access Network; Physical layer—Measurements (TDD) (Release 5), 3GPP TS 25.225 V5.5.0 (Jun. 2003).

3rd Generation Partnership Project; Technical Specification Group Radio Access Network; Physical layer; Measurements (TDD) (Release 5), 3GPP TS 25.225 V5.7.0 (Mar. 2004).

3rd Generation Partnership Project; Technical Specification Group Radio Access Network; Physical layer; Measurements (TDD) (Release 6), 3GPP TS 25.225 V6.1.0 (Mar. 2004).

3rd Generation Partnership Project; Technical Specification Group Radio Access Network; UTRAN lub interface NBAP signaling (Release 1999), 3GPP TS 25.433 V3.14.2 (Sep. 2004).

3rd Generation Partnership Project; Technical Specification Group Radio Access Network; UTRAN lub interface NBAP signaling (Release 1999), 3GPP TS 25.433 V3.14.0 (Sep. 2003).

3rd Generation Partnership Project; Technical Specification Group Radio Access Network; UTRAN lub interface NBAP signaling (Release 4), 3GPP TS 25.433 V4.10.0 (Sep. 2003).

3rd Generation Partnership Project; Technical Specification Group Radio Access Network; UTRAN lub interface NBAP signaling (Release 4), 3GPP TS 25.433 V4.13.0 (Sep. 2004).

3rd Generation Partnership Project; Technical Specification Group Radio Access Network; UTRAN lub interface NBAP signaling (Release 5), 3GPP TS 25.433 V5.6.0 (Sep. 2003).

3rd Generation Partnership Project; Technical Specification Group Radio Access Network; UTRAN lub interface NBAP signaling (Release 5), 3GPP TS 25.433 V5.10.0 (Sep. 2004).

3rd Generation Partnership Project; Technical Specification Group Radio Access Network; UTRAN lub interface NBAP signaling (Release 6), TS 25.433 V6.3.0 (Sep. 2004).

3rd Generation Partnership Project; Technical Specification Group Radio Access Network; UE Radio Access capabilities (Release 5), 3GPP TS 25.306 V5.8.0 (Mar. 2004).

3rd Generation Partnership Project; Technical Specification Group Radio Access Network; UE Radio Access capabilities (Release 1999), 3GPP TS 25.306 V3.9.0 (Sep. 2003).

3rd Generation Partnership Project; Technical Specification Group Radio Access Network; UE Radio Access capabilities (Release 1999), 3GPP TS 25.306 V3.10.0 (Dec. 2003).

3rd Generation Partnership Project; Technical Specification Group Radio Access Network; UE Radio Access capabilities (Release 4), 3GPP TS 25.306 V4.8.0 (Sep. 2003).

3rd Generation Partnership Project; Technical Specification Group Radio Access Network; UE Radio Access capabilities (Release 4), 3GPP TS 25.306 V4.9.0 (Dec. 2003).

3rd Generation Partnership Project; Technical Specification Group Radio Access Network; UE Radio Access capabilities (Release 5), 3GPP TS 25.306 V5.6.0 (Sep. 2003).

3rd Generation Partnership Project; Technical Specification Group Radio Access Network; UE Radio Access capabilities (Release 6), 3GPP TS 25.306 V6.2.0 (Jun. 2004).

3rd Generation Partnership Project; Technical Specification Group Radio Access Network; Radio Resource Control (RRC) protocol specification (Release 1999), 3GPP TS 25.331 V3.16.0 (Sep. 2003).

3rd Generation Partnership Project; Technical Specification Group Radio Access Network; Radio Resource Control (RRC) protocol specification (Release 1999), 3GPP TS 25.331 V3.20.0 (Sep. 2004).

3rd Generation Partnership Project; Technical Specification Group Radio Access Network; Radio Resource Control (RRC); Protocol Specification (Release 4), 3GPP TS 25.331 V4.11.0 (Sep. 2003).

3rd Generation Partnership Project; Technical Specification Group Radio Access Network; Radio Resource Control (RRC); Protocol Specification (Release 4), 3GPP TS 25.331 V4.15.0 (Jun. 2004).

3rd Generation Partnership Project; Technical Specification Group Radio Access Network; Radio Resource Control (RRC); Protocol Specification (Release 5), 3GPP TS 25.331 V5.6.0 (Sep. 2003).

3rd Generation Partnership Project; Technical Specification Group Radio Access Network; Radio Resource Control (RRC); Protocol Specification (Release 5), 3GPP TS 25.331 V5.10.0 (Sep. 2004).

3rd Generation Partnership Project; Technical Specification Group Radio Access Network; Radio Resource Control (RRC); Protocol Specification (Release 6), 3GPP TS 25.331 V6.3.0 (Sep. 2004).

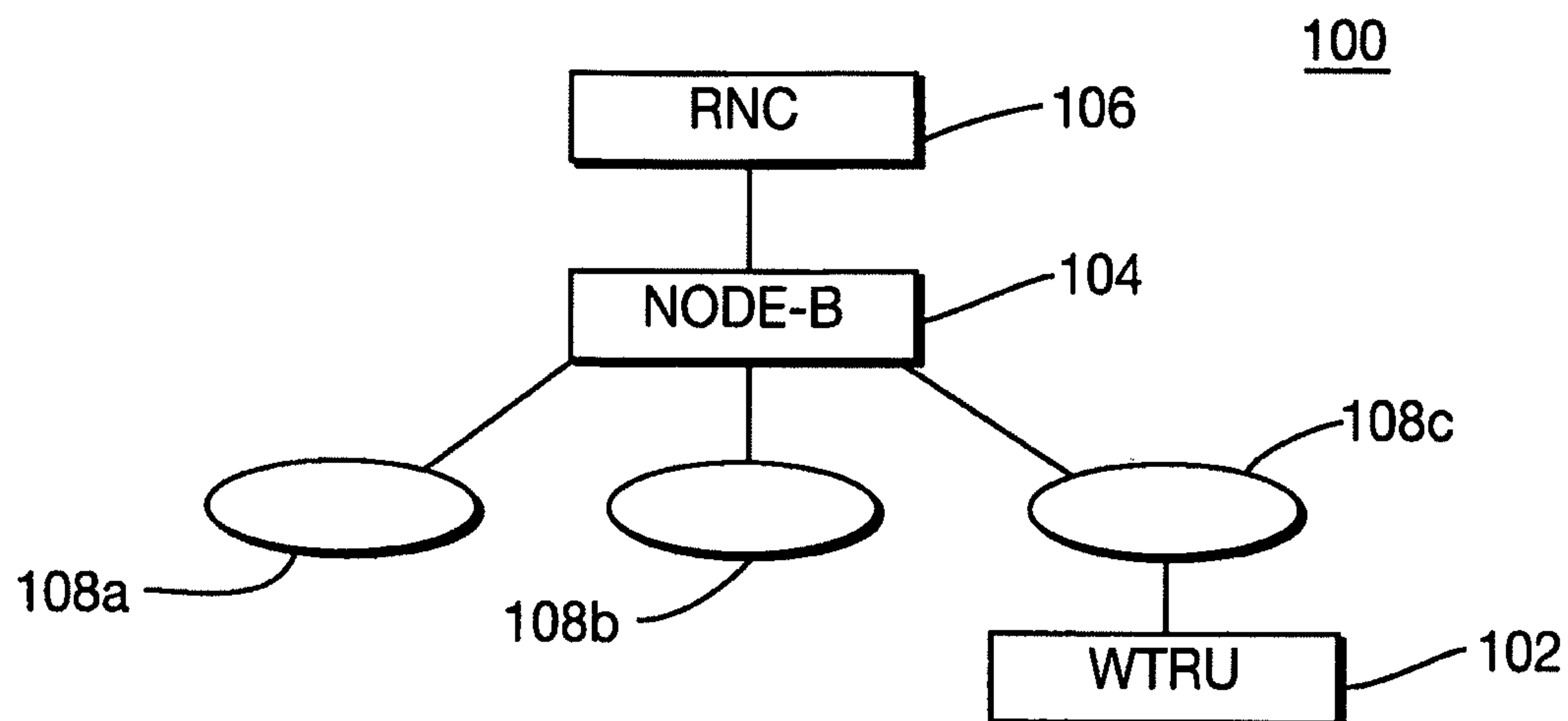
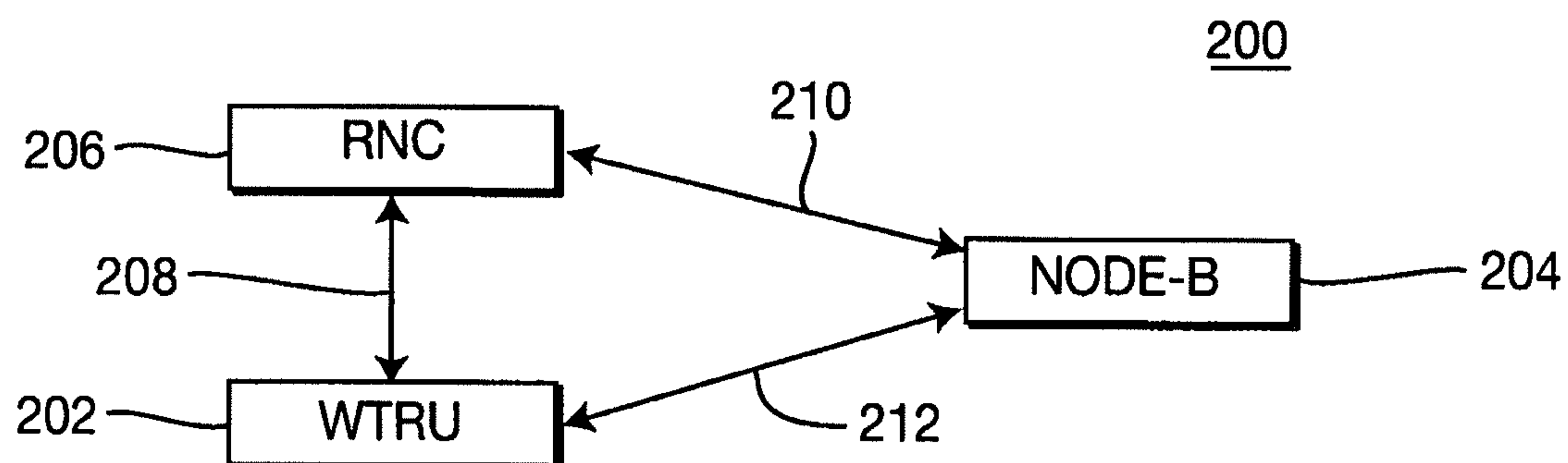
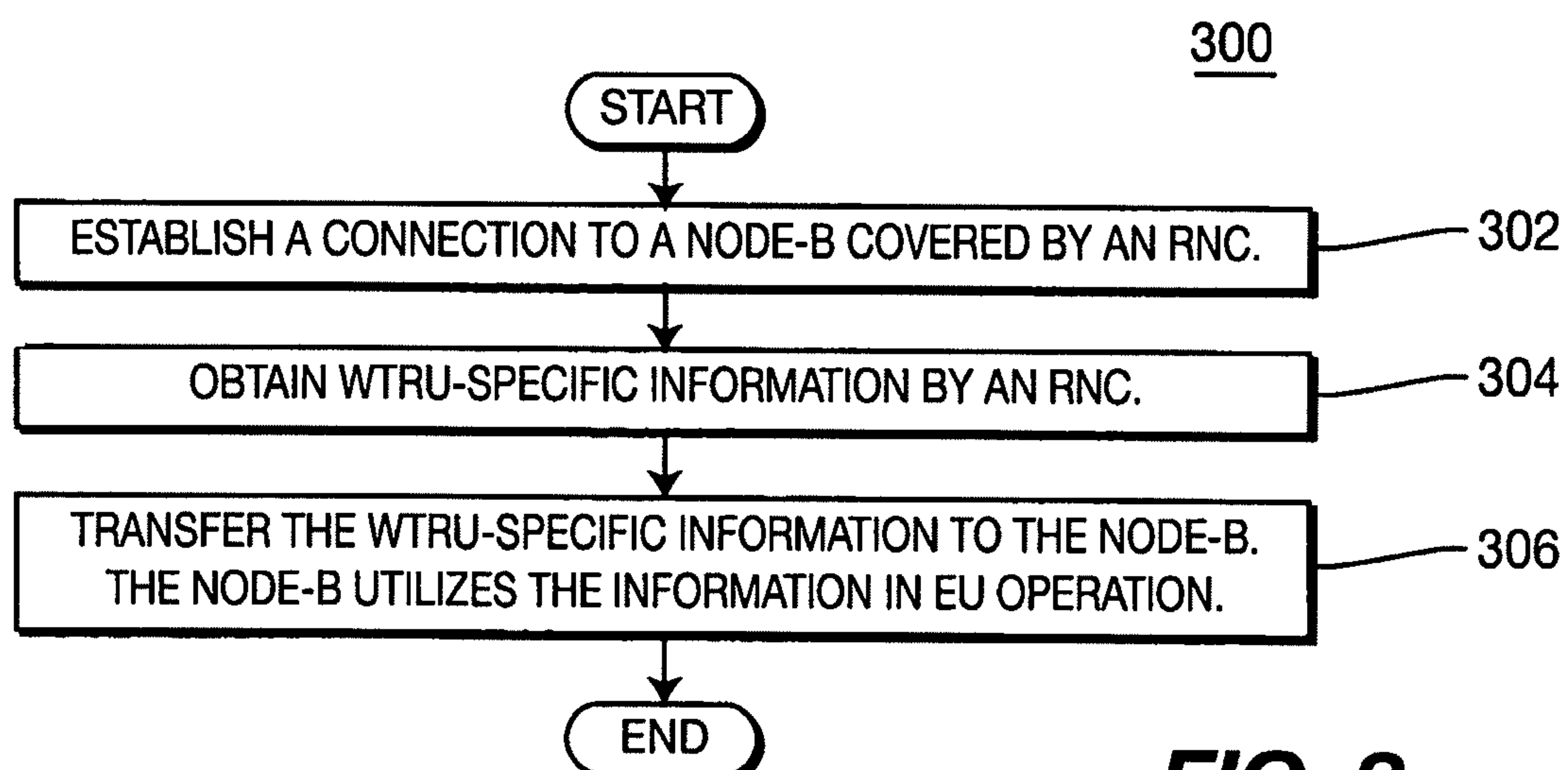
3rd Generation Partnership Project; Technical Specification Group Radio Access Network; Feasibility Study for Enhanced Uplink for UTRA FDD; (Release 6), 3GPP TR 25.896 V1.0.0 (Sep. 2003).

Nokia, "Signalling Method for Fast TFCS Restriction Control," TSG-RAN WG1 #31 meeting, R1-03-0222 (Feb. 18-21, 2002).

3rd Generation Partnership Project; Technical Specification Group Services and System Aspects; General Packet Radio Service (GPRS); Service description; Stage 2 (Release 6), 3GPP TS 23.060 V6.2.0 (Sep. 2003).

3rd Generation Partnership Project; Technical Specification Group Services and System Aspects; General Packet Radio Service (GPRS); Service description; Stage 2 (Release 6), 3GPP TS 23.060 V6.6.0 (Sep. 2004).

\* cited by examiner

**FIG. 1****FIG. 2****FIG. 3**



## 1

# METHOD AND SYSTEM FOR TRANSFERRING WIRELESS TRANSMIT/RECEIVE UNIT-SPECIFIC INFORMATION

## CROSS REFERENCE TO RELATED APPLICATIONS

This application is a continuation of U.S. Non-Provisional application Ser. No. 15/722,759, filed Oct. 2, 2017, which is a continuation of U.S. Non-Provisional application Ser. No. 14/845,703, filed Sep. 4, 2015, now U.S. Pat. No. 9,780,927, which is a continuation of U.S. Non-Provisional application Ser. No. 14/186,375, filed Feb. 21, 2014, now U.S. Pat. No. 9,379,860, which is a continuation of U.S. Non-Provisional application Ser. No. 13/589,723, filed Aug. 20, 2012, now U.S. Pat. No. 8,665,798, which is a continuation of U.S. Non-Provisional application Ser. No. 12/901,931, filed Oct. 11, 2010, now U.S. Pat. No. 8,270,351, which is a continuation of U.S. Non-Provisional application Ser. No. 12/559,641, filed Sep. 15, 2009, now U.S. Pat. No. 7,813,328, which is a continuation of U.S. patent application Ser. No. 10/980,723, filed Nov. 3, 2004, now U.S. Pat. No. 7,599,339, which claims the benefit of U.S. Provisional Application No. 60/519,436 filed Nov. 12, 2003, which are incorporated by reference as if fully set forth.

## FIELD OF INVENTION

The present invention is related to a wireless communication system. More particularly, the present invention is a method and system for transferring wireless transmit/receive unit (WTRU)-specific information.

## BACKGROUND

In wireless communication systems implementing the Third Generation Partnership Project (3GPP) standards, the Radio Network Controller (RNC) maintains overall control of transmissions to WTRUs and knows the capabilities of each WTRU. However, the current scheme often incurs problems with throughput and transmission latency. In order to improve upon the current scheme, the Node-Bs may be relied upon to schedule and assign uplink (UL) radio resources to WTRUs. Node-Bs can make more efficient decisions and manage UL radio resources on a short-term basis better than an RNC, even if the RNC retains overall control over Node-Bs.

In order for a Node-B to assign UL radio resources to WTRUs in enhanced uplink (EU) operation, the Node-B must know several WTRU-specific parameters. Under the current 3GPP standard, only the RNC knows the WTRU-specific parameters. The RNC obtains this information via radio resource control (RRC) messages conveying WTRU-specific information. Therefore, it is necessary to forward the information to the Node-B for proper scheduling of radio resources in EU transmissions.

## SUMMARY

The present invention is a method and system for transferring WTRU-specific information to the Node-Bs to support EU operation in a wireless communication system. An RNC obtains WTRU-specific information and transfers the WTRU-specific information to the Node-Bs. Each Node-B

## 2

is configured to schedule UL transmissions from a WTRU and utilizes the WTRU-specific information in operation of EU transmissions.

## BRIEF DESCRIPTION OF THE DRAWINGS

FIG. 1 is a diagram of a wireless communication system.

FIG. 2 is a block diagram for transferring WTRU-specific information among network entities in accordance with the present invention.

FIG. 3 is a flow diagram of a process for transferring WTRU-specific information in accordance with the present invention.

## DETAILED DESCRIPTION OF THE PREFERRED EMBODIMENTS

The present invention will be described with reference to the drawing figures wherein like numerals represent like elements throughout.

Hereafter, the terminology “WTRU” includes but is not limited to a user equipment, a mobile station, a fixed or mobile subscriber unit, a pager, or any other type of device capable of operating in a wireless environment. When referred to hereafter, the terminology “Node-B” includes but is not limited to a base station, a site controller, an access point or any other type of interfacing device in a wireless environment.

FIG. 1 is a block diagram of a wireless communication system 100 in which an RNC 106 controls a plurality of Node-Bs 104, (only one being shown), and each Node-B 104 covers one or more cells 108a, 108b, 108c. There is typically one “serving cell” that serves the WTRU 102, but the WTRU 102 may be in soft handover with several cells at one time. For example, in EU operation, UL transmissions are scheduled and radio resources are assigned by the Node-B 104 to the WTRU 102 through a “serving” cell, for example cell 108c, to which the WTRU 102 has established a connection. The WTRU 102 may also be connected to other cells in support of soft handover.

FIG. 2 is a block diagram of a system 200 for transferring WTRU-specific information to support EU operation in accordance with the present invention. The system 200 includes at least one WTRU 202, at least one Node-B 204, and at least one RNC 206. Communication links support signaling 208, 210, 212 between the WTRU 202, the Node-B 204 and the RNC 206. Initially, an RNC 206 obtains WTRU-specific information from a WTRU 202 using RRC messaging 208 during the initial connection. The information transferred from the WTRU 202 that is needed by the Node-B 204 is primarily physical transmission and reception capability information. The WTRU-specific information is then forwarded from the RNC 206 to a Node-B 204 to be used in scheduling UL transmissions for the WTRU 202.

A new signaling procedure may be utilized to transfer the information from the RNC 206 to the Node-B 204. Alternatively, the existing mechanisms, (for example the Radio Link Setup procedure over Iur and Iub interfaces), may be modified in order for the RNC 206 to forward relevant WTRU-specific information to the Node-B 204. Although the specific protocol or format used to transmit the information is not critical to the present invention, by way of the present example, the transfer of the information from the RNC 206 to the Node-B 204 is via Iub interface 210 and Iur interface. The RNC 206 transfers the WTRU-specific information to the Node-B 204 via the Radio Network Subsystem Application Protocol (RNSAP) control procedure (over the



Iur interface) and the Node B Application Part (NBAP) control protocol (over the Iur interface). This information may be signaled along with the Radio Link Setup procedure in the UTRAN.

The forwarding of the WTRU-specific information may occur in response to a discrete event, such as when the WTRU 202 enters or establishes service in the service area covered by the RNC 206, or when the WTRU 202 leaves the service area. Alternatively, the forwarding of the WTRU specific information may occur periodically during the life-time of a radio link whereby the WTRU 202 updates the WTRU-specific information.

The transfer of the WTRU-specific information may be initiated by either the RNC 206 or the Node-B 204. If it is initiated by the RNC 206, the WTRU-specific information is transferred at the initiation of the service or at the detection of change of WTRU-specific information from the RNC 206 to the Node-Bs 204. Alternatively, a Node-B 204 may request the information to be forwarded from the RNC 206 to the Node-B 204, and the RNC 206 subsequently transfers the information upon receipt of the request from the Node-B 204.

WTRU-specific information includes, but is not limited to: WTRU capabilities with respect to EU; information affecting data rates and throughput; and information regarding physical and transport channel characteristics allocated to a WTRU and relevant to a Node-B.

Information affecting data rates and throughput includes, but is not limited to: the number of multi-codes supported for UL physical channels; modulation schemes and coding rates supported for UL physical channels; automatic repeat request (ARQ) buffer or memory sizes in the WTRU; WTRU power class; number of hybrid ARQ (H-ARQ) processes supported in the WTRU; the form of available WTRU memory for EU; supported bit rates and bits receivable per transmit time interval (TTI) at layer 1 (L1) or layer 2 (L2) level; and capability for simultaneous reception of other than EU-specific channels by the WTRU.

Information on physical and transport channel characteristics includes, but is not limited to: maximum or minimum power settings of UL or DL physical channels; shared or dedicated physical channels allocated by that WTRU (spreading and scrambling codes, periodicity or enumerations of time intervals when the WTRU can be allocated shared channel usage); and information on HSDPA WTRU capability class for DL services.

The present invention is applicable to both frequency division duplex (FDD) and time division duplex (TDD) modes. Because of the commonality of higher layer (RRC or via Iur/Iub) signaling for FDD and TDD modes, all parameters listed above also apply to a TDD mode. For a TDD application, some TDD-only parameters should also be included, such as number of EU TDD service timeslots per WTRU, number of EU TDD spreading codes per WTRU and per time slot, and allowable and configurable power settings of physical channels of EU TDD WTRU per timeslot and per WTRU.

High Speed Data Packet Architecture (HSDPA) WTRU capabilities for DL data transmissions have several common attributes to EU WTRU capabilities for UL data transmissions. Since a Node-B provides scheduling of both DL HSDPA and UL EU services, the Node-B has the ability to dynamically distribute capabilities between UL and DL services, potentially on a TTI basis, and to better determine UL and DL transmissions for improved quality of service (QoS) and more efficient use of radio resources.

FIG. 3 is a flow diagram of a process 300 for transferring WTRU-specific information in accordance with the present invention. A WTRU 202 establishes a connection 212 to a Node-B 204 in a region covered by an RNC 206 (step 202). The RNC 206 obtains WTRU-specific information from the WTRU 202 using RRC messaging (step 204). The RNC 206 transfers the WTRU-specific information to the Node-B 204 (step 206). The transfer of WTRU-specific information may be initiated by the Node-B 204. The Node-B 204 is configured to schedule UL transmissions from the WTRU 202, and utilize the WTRU-specific information in operation of EU transmission.

Although the features and elements of the present invention are described in the preferred embodiments in particular combinations, each feature or element can be used alone (without the other features and elements of the preferred embodiments) or in various combinations with or without other features and elements of the present invention.

What is claimed is:

1. A first network node apparatus for use with a wireless network, the first network node apparatus comprising:

a receiver;  
a processor; and  
an interface;

wherein the receiver and the processor are configured to receive and process a radio resource control (RRC) message from a wireless transmit/receive unit (WTRU), the RRC message including WTRU capability information, wherein the WTRU capability information includes at least an identification of a modulation scheme for an uplink physical channel and an indication of bits receivable per transmission time interval (TTI); and

wherein the processor and the interface are configured to send to a second network node apparatus, using an application protocol, an application protocol message having RRC information for use by the second network node apparatus to configure uplink resources for the WTRU, the RRC information including the WTRU capability information and physical channel configuration information of the WTRU.

2. The first network node apparatus of claim 1 wherein the RRC information further includes radio link information.

3. The first network node apparatus of claim 1 wherein the RRC information further includes data rate information.

4. The first network node apparatus of claim 1 wherein the application protocol message is sent in response to the WTRU leaving a service area of the first network node.

5. The first network node apparatus of claim 1 wherein the RRC information further includes downlink services capability information.

6. The first network node apparatus of claim 1 wherein the WTRU capability information is received during initial connection setup.

7. A method for operating a wireless network including a first network node apparatus and a second network node apparatus, the method comprising:

receiving and processing, by the first network node apparatus, a radio resource control (RRC) message from a wireless transmit/receive unit (WTRU), the RRC message including WTRU capability information, wherein the WTRU capability information includes at least an identification of a modulation scheme for an uplink physical channel and an indication of bits receivable per transmission time interval (TTI);

sending, by the first network node apparatus to the second network node apparatus an application protocol mes-



## 5

sage having RRC information, the RRC information including the WTRU capability information and physical channel configuration information of the WTRU; and

configuring, by the second network node apparatus, 5 uplink resources for the WTRU.

8. The method of claim 7 wherein the RRC information further includes radio link information.

9. The method of claim 7 wherein the RRC information further includes data rate information.

10. The method of claim 7 wherein the application protocol message is sent in response to the WTRU leaving a service area of the first network node apparatus.

11. The method of claim 7 wherein the RRC information further includes downlink services capability information. 15

12. The method of claim 7 wherein the WTRU capability information is received during initial connection setup.

13. A wireless transmit/receive unit (WTRU) for use with a wireless network including a first network node apparatus and a second network node apparatus, the WTRU comprising: 20

a receiver;

a transmitter; and

a processor;

wherein the transmitter and the processor are configured 25 to transmit a radio resource control (RRC) message to the first network node apparatus, the RRC message including WTRU capability information, wherein the WTRU capability information includes at least an identification of a modulation scheme for an uplink physical channel and an indication of bits receivable per transmission time interval (TTI); 30

wherein the receiver and the processor are configured to receive and process uplink resource configuration information produced by the second network node apparatus, the uplink resource configuration information being received by the receiver after the second network node apparatus has received an application protocol message from the first network node apparatus, the application protocol message having RRC information including the WTRU capability information and physical channel configuration information of the WTRU; and 40

wherein the transmitter and the processor are configured to send transmissions to the second network node in accordance with the received uplink resource configuration information. 45

14. The WTRU of claim 13 wherein the receiver and the processor are configured to receive uplink scheduling messages from the second network node apparatus. 50

15. The WTRU of claim 13 wherein the first network node apparatus sends the second network node apparatus the WTRU capability information in response to the WTRU leaving a service area of the first network node apparatus.

16. The WTRU of claim 13 wherein the WTRU capability information includes uplink bit rate per transmission time interval (TTI) information. 55

17. The WTRU of claim 13 wherein the WTRU capability information includes downlink bit rate per transmission time interval (TTI) information.

18. The WTRU of claim 13 wherein the WTRU capability information includes information indicating that the WTRU is capable of simultaneous reception of a plurality of channels.

19. The WTRU of claim 13 wherein the WTRU capability information includes information indicating one or more modulation schemes supported by the WTRU. 65

## 6

20. The WTRU of claim 13 wherein the WTRU capability information includes information indicating layer 2 (L2) buffer size information.

21. A wireless transmit/receive unit (WTRU) for use with a wireless network including a first network node apparatus and a second network node apparatus, the WTRU comprising:

a memory;

at least one processor to cause the WTRU to:

transmit a radio resource control (RRC) message to the first network node apparatus, the RRC message including WTRU capability information, wherein the WTRU capability information includes at least an identification of a modulation scheme for an uplink physical channel and an indication of bits receivable per transmission time interval (TTI);

receive and process uplink resource configuration information produced by the second network node apparatus, the uplink resource configuration information being received by the receiver after the second network node apparatus has received an application protocol message from the first network node apparatus, the application protocol message having RRC information including the WTRU capability information and physical channel configuration information of the WTRU; and

send transmissions to the second network node apparatus in accordance with the received uplink resource configuration information.

22. The WTRU of claim 21 wherein the WTRU capability information includes uplink bit rate per transmission time interval (TTI) information.

23. The WTRU of claim 21 wherein the WTRU capability information includes downlink bit rate per transmission time interval (TTI) information.

24. The WTRU of claim 21 wherein the WTRU capability information includes information indicating simultaneous reception of a plurality of channels.

25. The WTRU of claim 21 wherein the WTRU capability information includes information indicating one or more modulation schemes supported by the WTRU.

26. The WTRU of claim 21 wherein the WTRU capability information includes information indicating layer 2 (L2) buffer size information.

27. The first network node apparatus of claim 1 wherein the first network node apparatus includes at least a network controller in communication with a first Node-B and the second network node apparatus includes at least the network controller in communication with a second Node-B.

28. The first network node apparatus of claim 27 wherein the network controller is a radio network controller (RNC).

29. The method of claim 7 wherein the first network node apparatus includes at least a network controller in communication with a first Node-B and the second network node apparatus includes at least the network controller in communication with a second Node-B.

30. The method of claim 29 wherein the network controller is a radio network controller (RNC).

31. The WTRU of claim 13 wherein the first network node apparatus includes at least a network controller in communication with a first Node-B and the second network node apparatus includes at least the network controller in communication with a second Node-B.

32. The WTRU of claim 31 wherein the network controller is a radio network controller (RNC).

33. The WTRU of claim 21 wherein the first network node apparatus includes at least a network controller in commu-

nication with a first Node-B and the second network node apparatus includes at least the network controller in communication with a second Node-B.

**34.** The WTRU of claim **33** wherein the network controller is a radio network controller (RNC). 5

**35.** The first network node apparatus of claim **1** wherein the WTRU capability information further includes at least an indication that the WTRU is capable of being allocated periodic shared channel usage.

**36.** The method of claim **7** wherein the WTRU capability information further includes at least an indication that the WTRU is capable of being allocated periodic shared channel usage. 10

**37.** The WTRU of claim **13** wherein the WTRU capability information further includes at least an indication that the WTRU is capable of being allocated periodic shared channel usage. 15

**38.** The WTRU of claim **21** wherein the WTRU capability information further includes at least an indication that the WTRU is capable of being allocated periodic shared channel usage. 20

\* \* \* \* \*