



(12) **United States Patent**  
**Baum et al.**

(10) **Patent No.:** **US 10,930,136 B2**  
(45) **Date of Patent:** **Feb. 23, 2021**

- (54) **PREMISE MANAGEMENT SYSTEMS AND METHODS**
- (71) Applicant: **iControl Networks, Inc.**, Philadelphia, PA (US)
- (72) Inventors: **Marc Baum**, Redwood City, CA (US); **Paul J. Dawes**, Redwood City, PA (US)
- (73) Assignee: **iControl Networks, Inc.**, Philadelphia, PA (US)
- (\* ) Notice: Subject to any disclaimer, the term of this patent is extended or adjusted under 35 U.S.C. 154(b) by 0 days.
- (21) Appl. No.: **16/204,442**
- (22) Filed: **Nov. 29, 2018**
- (65) **Prior Publication Data**  
US 2019/0197877 A1 Jun. 27, 2019

(58) **Field of Classification Search**  
CPC .... G08B 25/10; G08B 25/003; G08B 25/004; G08B 25/08; H04L 12/66

(Continued)

(56) **References Cited**

U.S. PATENT DOCUMENTS

- 686,838 A 11/1901 Appel
  - 1,738,540 A 12/1929 Replogle et al.
- (Continued)

FOREIGN PATENT DOCUMENTS

- AU 2005223267 B2 12/2010
  - AU 2010297957 A1 5/2012
- (Continued)

OTHER PUBLICATIONS

Yanni Zhai et al., Design of Smart Home Remote Monitoring System Based on Embedded System, 2011 IEEE 2nd International Conference on Computing, Control and Industrial Engineering, vol. 2, pp. 41-44.

(Continued)

*Primary Examiner* — Anthony Mejia

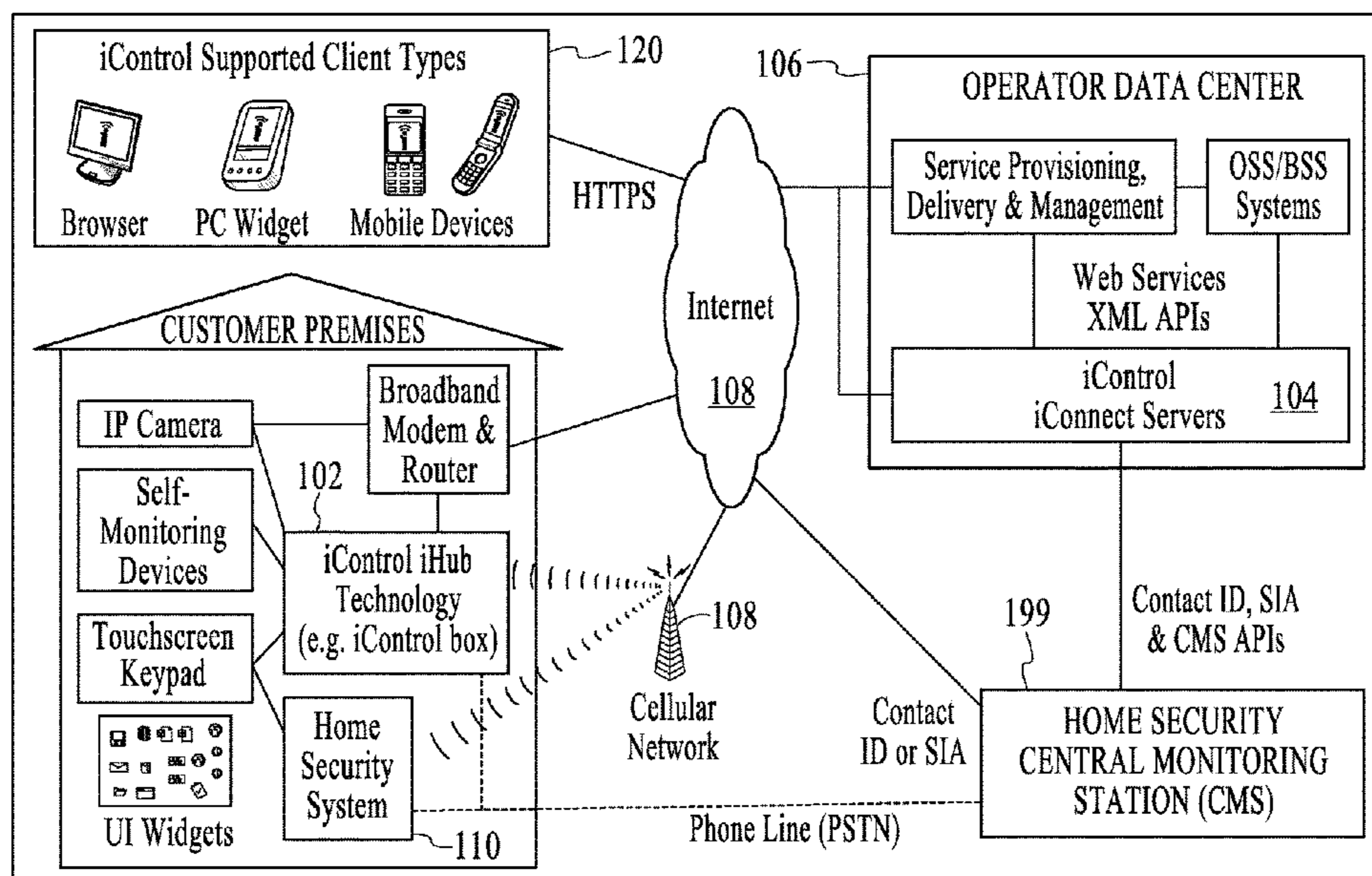
(74) *Attorney, Agent, or Firm* — BakerHostetler

(57) **ABSTRACT**

A premises management system may comprise a gateway device. The gateway device may configured to determine one or more premises devices of a premises management system. The gateway device may be configured to receive an indication of a communication protocol associated with the premises devices. The gateway device may be configured to communicate with the premises devices using the communication protocol.

**25 Claims, 13 Drawing Sheets**

- Related U.S. Application Data**
- (63) Continuation of application No. 13/925,181, filed on Jun. 24, 2013, now Pat. No. 10,339,791, which is a (Continued)
- (51) **Int. Cl.**  
**G06F 15/16** (2006.01)  
**G08B 25/10** (2006.01)  
(Continued)
- (52) **U.S. Cl.**  
CPC ..... **G08B 25/10** (2013.01); **G08B 25/003** (2013.01); **G08B 25/004** (2013.01); **G08B 25/08** (2013.01);  
(Continued)





**Related U.S. Application Data**

continuation-in-part of application No. 13/718,851, filed on Dec. 18, 2012, now Pat. No. 10,156,831, and a continuation-in-part of application No. 13/531,757, filed on Jun. 25, 2012, now abandoned, and a continuation-in-part of application No. 13/335,279, filed on Dec. 22, 2011, and a continuation-in-part of application No. 13/311,365, filed on Dec. 5, 2011, now Pat. No. 9,141,276, and a continuation-in-part of application No. 13/104,932, filed on May 10, 2011, and a continuation-in-part of application No. 12/750,470, filed on Mar. 30, 2010, now Pat. No. 9,191,228, and a continuation-in-part of application No. 12/637,671, filed on Dec. 14, 2009, now Pat. No. 8,478,871, and a continuation-in-part of application No. 12/539,537, filed on Aug. 11, 2009, now Pat. No. 10,156,959, said application No. 12/189,757 is a continuation-in-part of application No. 12/019,554, filed on Jan. 24, 2008, now Pat. No. 7,911,341, and a continuation-in-part of application No. 12/019,568, filed on Jan. 24, 2008, now Pat. No. 10,142,392, said application No. 13/925,181 is a continuation-in-part of application No. 12/019,568, filed on Jan. 24, 2008, now Pat. No. 10,142,392, and a continuation-in-part of application No. 11/761,745, filed on Jun. 12, 2007, now Pat. No. 8,635,350, said application No. 12/189,757 is a continuation-in-part of application No. 11/761,745, filed on Jun. 12, 2007, now Pat. No. 8,635,350, and a continuation-in-part of application No. 11/761,718, filed on Jun. 12, 2007, now Pat. No. 7,711,796, and a continuation-in-part of application No. 11/084,232, filed on Mar. 16, 2005, now Pat. No. 8,335,842.

(60) Provisional application No. 61/087,967, filed on Aug. 11, 2008, provisional application No. 61/023,493, filed on Jan. 25, 2008, provisional application No. 61/023,489, filed on Jan. 25, 2008, provisional application No. 61/023,496, filed on Jan. 25, 2008, provisional application No. 61/019,167, filed on Jan. 4, 2008, provisional application No. 61/019,162, filed on Jan. 4, 2008, provisional application No. 60/987,359, filed on Nov. 12, 2007, provisional application No. 60/987,366, filed on Nov. 12, 2007, provisional application No. 60/968,005, filed on Aug. 24, 2007, provisional application No. 60/957,997, filed on Aug. 24, 2007, provisional application No. 60/955,172, filed on Aug. 10, 2007.

(51) **Int. Cl.**  
*H04L 29/08* (2006.01)  
*G08B 25/00* (2006.01)  
*G08B 25/08* (2006.01)  
*H04L 12/66* (2006.01)  
*H04L 29/06* (2006.01)

(52) **U.S. Cl.**  
 CPC ..... *H04L 12/66* (2013.01); *H04L 67/025* (2013.01); *H04L 63/0281* (2013.01); *H04L 67/12* (2013.01); *H04L 67/34* (2013.01)

(58) **Field of Classification Search**  
 USPC ..... 709/203  
 See application file for complete search history.

(56)

**References Cited**

U.S. PATENT DOCUMENTS

3,803,576 A	4/1974	Dobrzanski et al.
3,852,541 A	12/1974	Altenberger
4,006,460 A	2/1977	Hewitt et al.
4,141,006 A	2/1979	Braxton
4,206,449 A	6/1980	Arsell et al.
4,257,038 A	3/1981	Rounds et al.
4,286,331 A	8/1981	Anderson et al.
4,304,970 A	12/1981	Fahey et al.
4,363,031 A	12/1982	Reinowitz
4,459,582 A	7/1984	Heahan et al.
4,520,503 A	5/1985	Kirst et al.
4,559,526 A	12/1985	Tani et al.
4,559,527 A	12/1985	Kirby
4,567,557 A	1/1986	Burns
4,574,305 A	3/1986	Campbell et al.
4,581,606 A	4/1986	Mallory
4,591,834 A	5/1986	Kyle
D284,084 S	6/1986	Ferrara, Jr.
4,641,127 A	2/1987	Hogan et al.
4,652,859 A	3/1987	Van Wienen
4,670,739 A	6/1987	Kelly, Jr.
4,683,460 A	7/1987	Nakatsugawa
4,694,282 A	9/1987	Tamura et al.
4,716,973 A	1/1988	Cobern
4,730,184 A	3/1988	Bach
4,754,261 A	6/1988	Marino
4,755,792 A	7/1988	Pezzolo et al.
4,779,007 A	10/1988	Schlanger et al.
4,801,924 A	1/1989	Burgmann et al.
4,812,820 A	3/1989	Chatwin
4,818,970 A	4/1989	Natale et al.
4,833,339 A	5/1989	Luchaco et al.
4,833,449 A	5/1989	Gaffigan
4,855,713 A	8/1989	Brunius
4,860,185 A	8/1989	Brewer et al.
4,887,064 A	12/1989	Drori et al.
4,897,630 A	1/1990	Nykerk
4,918,623 A	4/1990	Lockitt et al.
4,918,717 A	4/1990	Bissonnette et al.
4,951,029 A	8/1990	Severson
4,959,713 A	9/1990	Morotomi et al.
4,962,473 A	10/1990	Crain
4,980,666 A	12/1990	Hwang
4,993,059 A	2/1991	Smith et al.
4,994,787 A	2/1991	Kratt et al.
4,996,646 A	2/1991	Farrington
5,023,901 A	6/1991	Sloan et al.
5,083,106 A	1/1992	Kostusiak et al.
5,086,385 A	2/1992	Launey et al.
5,091,780 A	2/1992	Pomerleau
5,109,278 A	4/1992	Erickson et al.
5,132,968 A	7/1992	Cephus
5,134,644 A	7/1992	Garton et al.
5,159,315 A	10/1992	Schultz et al.
5,160,879 A	11/1992	Tortola et al.
5,164,703 A	11/1992	Rickman
5,164,979 A	11/1992	Choi
D337,569 S	7/1993	Kando
5,227,776 A	7/1993	Starefoss
5,237,305 A	8/1993	Ishikuro et al.
5,245,694 A	9/1993	Zwern
5,280,527 A	1/1994	Gullman et al.
5,283,816 A	2/1994	Gomez Diaz
5,299,971 A	4/1994	Hart
5,319,394 A	6/1994	Dukek
5,319,698 A	6/1994	Glidewell et al.
5,334,974 A	8/1994	Simms et al.
5,400,011 A	3/1995	Sutton
5,400,246 A	3/1995	Wilson et al.
5,406,260 A	4/1995	Cummings et al.
5,410,343 A	4/1995	Coddington et al.
5,412,708 A	5/1995	Katz
5,414,409 A	5/1995	Voosen et al.
5,414,833 A	5/1995	Hershey et al.
5,428,293 A	6/1995	Sinclair et al.



(56)

References Cited

U.S. PATENT DOCUMENTS

5,438,607 A	8/1995	Przygoda et al.	5,748,089 A	5/1998	Sizemore
5,446,445 A	8/1995	Bloomfield et al.	5,757,616 A	5/1998	May et al.
5,448,290 A	9/1995	Vanzeeland	5,761,206 A	6/1998	Kackman
5,452,344 A	9/1995	Larson	5,774,051 A	6/1998	Kostusiak
5,465,081 A	11/1995	Todd	5,777,551 A	7/1998	Hess
5,471,194 A	11/1995	Guscott	5,777,837 A	7/1998	Eckel et al.
5,483,224 A	1/1996	Rankin et al.	5,784,461 A	7/1998	Shaffer et al.
5,486,812 A	1/1996	Todd	5,784,463 A	7/1998	Chen et al.
5,499,014 A	3/1996	Greenwaldt	5,793,028 A	8/1998	Wagener et al.
5,499,196 A	3/1996	Pacheco	5,793,763 A	8/1998	Mayes et al.
5,510,975 A	4/1996	Ziegler, Jr.	5,794,128 A	8/1998	Brockel et al.
5,519,878 A	5/1996	Dolin, Jr.	5,796,401 A	8/1998	Winer
RE35,268 E	6/1996	Frolov et al.	5,798,701 A	8/1998	Bernal et al.
5,525,966 A	6/1996	Parish	5,801,618 A	9/1998	Jenkins
5,526,428 A	6/1996	Arnold	5,805,056 A	9/1998	Mueller et al.
5,534,845 A *	7/1996	Issa ..... B60R 25/1004 340/425.5	5,805,064 A	9/1998	Yorkey
5,541,585 A	7/1996	Duhame et al.	5,809,013 A	9/1998	Kackman
5,543,778 A	8/1996	Stouffer	5,812,054 A	9/1998	Cohen
5,546,072 A	8/1996	Creuseremee et al.	5,819,124 A	10/1998	Somner et al.
5,546,074 A	8/1996	Bernal et al.	5,821,937 A	10/1998	Tonelli
5,546,447 A	8/1996	Skarbo et al.	5,844,599 A	12/1998	Hildin
5,548,646 A	8/1996	Aziz et al.	5,845,070 A	12/1998	Ikudome
5,550,984 A	8/1996	Gelb	5,854,588 A	12/1998	Dockery
5,557,254 A	9/1996	Johnson et al.	5,859,966 A	1/1999	Hayman et al.
5,570,079 A	10/1996	Dockery	5,861,804 A	1/1999	Fansa et al.
5,572,438 A	11/1996	Ehlers et al.	5,867,484 A	2/1999	Shaunfield
5,578,989 A	11/1996	Pedtke	5,874,952 A	2/1999	Morgan
5,579,197 A	11/1996	Mengelt et al.	5,877,696 A	3/1999	Powell
5,579,221 A	11/1996	Mun	5,880,775 A	3/1999	Ross
D377,034 S	12/1996	Matsushita	5,881,226 A	3/1999	Veneklase
5,586,254 A	12/1996	Kondo et al.	5,886,894 A	3/1999	Rakoff
5,587,705 A	12/1996	Morris	5,892,442 A	4/1999	Ozery
5,598,086 A	1/1997	Somerville	5,898,831 A	4/1999	Hall et al.
5,602,918 A	2/1997	Chen et al.	5,905,438 A	5/1999	Weiss et al.
5,604,493 A	2/1997	Behlke	5,907,279 A	5/1999	Bruins et al.
5,606,615 A	2/1997	Lapointe et al.	5,909,183 A	6/1999	Borgstahl et al.
5,621,662 A	4/1997	Humphries et al.	5,914,655 A	6/1999	Clifton et al.
5,623,601 A	4/1997	Vu	5,924,069 A	7/1999	Kowalkowski et al.
5,625,338 A	4/1997	Pildner et al.	5,926,209 A	7/1999	Glatt
5,625,410 A	4/1997	Washino et al.	5,933,098 A	8/1999	Haxton
5,629,687 A	5/1997	Sutton et al.	5,940,387 A	8/1999	Humpleman
5,630,216 A	5/1997	McEwan	5,943,394 A	8/1999	Ader et al.
5,631,630 A	5/1997	McSweeney	5,952,815 A	9/1999	Rouillard et al.
5,638,046 A	6/1997	Malinowski	5,955,946 A	9/1999	Beheshti et al.
5,650,773 A	7/1997	Chiarello	5,958,053 A	9/1999	Denker
5,651,070 A	7/1997	Blunt	5,959,528 A	9/1999	Right et al.
5,652,567 A	7/1997	Traxler	5,959,529 A	9/1999	Kail, IV
5,654,694 A	8/1997	Newham	5,963,916 A	10/1999	Kaplan
5,675,321 A	10/1997	McBride	5,967,975 A	10/1999	Ridgeway
5,680,131 A	10/1997	Utz	D416,910 S	11/1999	Vasquez
5,682,133 A	10/1997	Johnson et al.	5,982,418 A	11/1999	Ely
5,686,885 A	11/1997	Bergman	5,991,795 A	11/1999	Howard et al.
5,686,896 A	11/1997	Bergman	6,002,430 A	12/1999	McCall et al.
5,689,235 A	11/1997	Sugimoto et al.	6,009,320 A	12/1999	Dudley
5,689,708 A	11/1997	Regnier et al.	6,011,321 A	1/2000	Stancu et al.
5,691,697 A	11/1997	Carvalho et al.	6,011,921 A	1/2000	Takahashi et al.
5,694,335 A	12/1997	Hollenberg	6,032,036 A	2/2000	Maystre et al.
5,694,595 A	12/1997	Jacobs et al.	6,037,991 A	3/2000	Thro et al.
5,696,486 A	12/1997	Poliquin et al.	6,038,289 A	3/2000	Sands
5,696,898 A	12/1997	Baker et al.	6,040,770 A	3/2000	Britton
D389,501 S	1/1998	Mascarenas et al.	6,049,272 A	4/2000	Lee et al.
5,706,191 A	1/1998	Bassett et al.	6,049,273 A	4/2000	Hess
5,712,679 A	1/1998	Coles	6,049,598 A	4/2000	Peters et al.
5,714,933 A	2/1998	Le Van Suu	6,052,052 A	4/2000	Delmonaco
5,715,394 A	2/1998	Jabs	6,058,115 A	5/2000	Sawyer et al.
5,717,378 A	2/1998	Malvaso et al.	6,060,994 A	5/2000	Chen
5,717,379 A	2/1998	Peters	6,067,346 A	5/2000	Akhteruzzaman
5,717,578 A	2/1998	Afzal	6,067,440 A	5/2000	Diefes
5,719,551 A	2/1998	Flick	6,069,655 A	5/2000	Seeley et al.
5,726,912 A	3/1998	Krall et al.	6,078,253 A	6/2000	Fowler
5,731,756 A	3/1998	Roddy	6,078,257 A	6/2000	Ferraro
5,736,927 A	4/1998	Stebbins et al.	6,078,649 A	6/2000	Small et al.
5,737,391 A	4/1998	Dame et al.	6,085,030 A	7/2000	Whitehead et al.
5,748,084 A	5/1998	Isikoff	6,091,771 A	7/2000	Seeley et al.
			6,094,134 A	7/2000	Cohen
			6,097,429 A	8/2000	Seeley et al.
			6,104,785 A	8/2000	Chen
			6,107,918 A	8/2000	Klein et al.
			6,107,930 A	8/2000	Behlke et al.



(56)

References Cited

U.S. PATENT DOCUMENTS

6,108,034 A	8/2000	Kim	6,430,629 B1	8/2002	Smyers
6,112,015 A	8/2000	Planas et al.	6,433,683 B1	8/2002	Robinson
6,112,237 A	8/2000	Donaldson et al.	6,434,700 B1	8/2002	Alonso et al.
6,117,182 A	9/2000	Alpert et al.	6,437,692 B1	8/2002	Petite et al.
6,124,882 A	9/2000	Voois et al.	6,441,723 B1	8/2002	Mansfield et al.
6,128,653 A	10/2000	Del et al.	6,442,241 B1	8/2002	Tsumpes
6,134,303 A	10/2000	Chen	6,445,291 B2	9/2002	Addy et al.
6,134,591 A	10/2000	Nickles	6,446,192 B1	9/2002	Narasimhan et al.
6,138,249 A	10/2000	Nolet	6,452,490 B1	9/2002	Garland et al.
6,139,177 A	10/2000	Venkatraman et al.	6,452,923 B1	9/2002	Gerszberg et al.
6,140,987 A	10/2000	Stein et al.	6,453,687 B2	9/2002	Sharood et al.
6,144,993 A	11/2000	Fukunaga et al.	D464,328 S	10/2002	Vasquez et al.
6,154,133 A	11/2000	Ross et al.	D464,948 S	10/2002	Vasquez et al.
6,157,943 A	12/2000	Meyer	6,462,507 B2	10/2002	Fisher, Jr.
6,161,182 A	12/2000	Nadooshan	6,462,663 B1	10/2002	Wilson et al.
6,167,186 A	12/2000	Kawasaki et al.	6,467,084 B1	10/2002	Howard et al.
6,181,341 B1	1/2001	Shinagawa	6,476,858 B1	11/2002	Ramirez et al.
6,192,282 B1	2/2001	Smith et al.	6,480,901 B1	11/2002	Weber et al.
6,192,418 B1 *	2/2001	Hale ..... G06F 9/547	6,493,020 B1	12/2002	Stevenson et al.
		719/312	6,496,927 B1	12/2002	McGrane et al.
6,198,475 B1	3/2001	Kunimatsu et al.	6,499,131 B1	12/2002	Savithri et al.
6,198,479 B1	3/2001	Humpleman et al.	6,504,479 B1	1/2003	Lemons et al.
6,208,247 B1	3/2001	Agre et al.	6,507,589 B1 *	1/2003	Ramasubramani .....
6,208,952 B1	3/2001	Goertzel et al.			H04L 67/2814
6,209,011 B1	3/2001	Vong et al.			370/465
6,211,783 B1	4/2001	Wang	6,526,581 B1	2/2003	Edson
6,215,404 B1	4/2001	Morales	6,529,230 B1	3/2003	Chong
6,218,938 B1	4/2001	Lin	6,529,723 B1	3/2003	Bentley
6,219,677 B1	4/2001	Howard	6,542,075 B2	4/2003	Barker et al.
6,226,031 B1	5/2001	Barraclough et al.	6,542,992 B1	4/2003	Peirce et al.
6,229,429 B1	5/2001	Horon	6,552,647 B1	4/2003	Thiessen et al.
6,230,271 B1	5/2001	Wadlow et al.	6,553,336 B1	4/2003	Johnson et al.
6,239,892 B1	5/2001	Davidson	6,559,769 B2	5/2003	Anthony et al.
6,243,683 B1	6/2001	Peters	6,563,800 B1	5/2003	Salo et al.
6,246,320 B1	6/2001	Monroe	6,563,910 B2	5/2003	Menard et al.
6,271,752 B1	8/2001	Vaios	6,567,122 B1	5/2003	Anderson et al.
6,275,227 B1	8/2001	Destefano	6,567,502 B2	5/2003	Zellner et al.
6,281,790 B1	8/2001	Kimmel et al.	6,574,234 B1	6/2003	Myer et al.
6,282,569 B1	8/2001	Wallis et al.	6,580,424 B1	6/2003	Krumm
6,286,038 B1	9/2001	Reichmeyer et al.	6,580,950 B1	6/2003	Johnson et al.
6,288,716 B1	9/2001	Humpleman et al.	6,587,046 B2	7/2003	Joao
6,289,382 B1	9/2001	Bowman-Amuah	6,587,455 B1	7/2003	Ray et al.
6,292,766 B1	9/2001	Mattos et al.	6,587,736 B2	7/2003	Howard et al.
6,292,827 B1	9/2001	Raz	6,587,739 B1	7/2003	Abrams et al.
6,295,346 B1	9/2001	Markowitz et al.	6,591,094 B1	7/2003	Bentley
6,314,425 B1	11/2001	Serbini et al.	6,597,703 B1	7/2003	Li et al.
6,320,506 B1	11/2001	Ferraro	6,601,086 B1	7/2003	Howard et al.
6,323,897 B1	11/2001	Kogane et al.	6,603,488 B2	8/2003	Humpleman et al.
D451,529 S	12/2001	Vasquez	6,609,127 B1	8/2003	Lee et al.
6,331,122 B1	12/2001	Wu	6,611,206 B2	8/2003	Eshelman et al.
6,332,193 B1	12/2001	Glass et al.	6,615,088 B1	9/2003	Myer et al.
6,347,393 B1	2/2002	Alpert et al.	6,621,827 B1	9/2003	Rezvani et al.
6,351,213 B1	2/2002	Hirsch et al.	6,624,750 B1	9/2003	Marman et al.
6,351,595 B1	2/2002	Kim	6,631,416 B2	10/2003	Bendinelli et al.
6,351,829 B1	2/2002	Dupont et al.	6,636,893 B1	10/2003	Fong
6,353,853 B1	3/2002	Gravlin	6,643,652 B2	11/2003	Helgeson et al.
6,353,891 B1	3/2002	Borella et al.	6,643,669 B1	11/2003	Novak et al.
6,359,560 B1	3/2002	Budge et al.	6,643,795 B1	11/2003	Sicola et al.
6,363,417 B1	3/2002	Howard et al.	6,648,682 B1	11/2003	Wu
6,363,422 B1	3/2002	Hunter et al.	6,658,091 B1	12/2003	Naidoo et al.
6,366,211 B1	4/2002	Parker	6,661,340 B1	12/2003	Saylor et al.
6,369,695 B1	4/2002	Horon	6,662,340 B2	12/2003	Rawat et al.
6,369,705 B1	4/2002	Kennedy	6,665,004 B1	12/2003	Paff
6,370,436 B1	4/2002	Howard et al.	6,667,688 B1	12/2003	Menard et al.
6,374,079 B1	4/2002	Hsu	6,674,767 B1 *	1/2004	Kadyk ..... H04L 12/66
6,377,861 B1	4/2002	York			370/466
6,378,109 B1	4/2002	Young et al.	6,675,365 B2	1/2004	Elzinga
6,385,772 B1	5/2002	Courtney	6,680,730 B1	1/2004	Shields et al.
6,392,538 B1	5/2002	Shere	6,686,838 B1 *	2/2004	Rezvani ..... G06F 21/31
6,400,265 B1	6/2002	Saylor et al.			340/506
6,405,348 B1	6/2002	Fallah-Tehrani et al.	6,690,411 B2	2/2004	Naidoo et al.
6,411,802 B1	6/2002	Cardina et al.	6,693,530 B1	2/2004	Dowens et al.
D460,472 S	7/2002	Wang	6,693,545 B2	2/2004	Brown et al.
6,418,037 B1	7/2002	Zhang	6,697,103 B1	2/2004	Fernandez et al.
6,421,080 B1	7/2002	Lambert	6,704,786 B1	3/2004	Gupta et al.
			6,720,990 B1	4/2004	Walker et al.
			6,721,689 B2	4/2004	Markle et al.
			6,721,740 B1	4/2004	Skinner et al.
			6,721,747 B2	4/2004	Lipkin



(56)

References Cited

U.S. PATENT DOCUMENTS

6,721,802 B1	4/2004	Wright et al.	7,023,913 B1	4/2006	Monroe
6,727,811 B1	4/2004	Fendis	7,023,914 B2	4/2006	Furukawa et al.
6,728,233 B1	4/2004	Park et al.	7,023,975 B2	4/2006	Mansfield et al.
6,728,688 B1	4/2004	Hirsch et al.	7,024,676 B1	4/2006	Klopfenstein
6,738,824 B1	5/2004	Blair	7,028,328 B2	4/2006	Kogane et al.
6,741,171 B2	5/2004	Palka et al.	7,030,752 B2	4/2006	Tyroler
6,754,717 B1	6/2004	Day et al.	7,032,002 B1	4/2006	Rezvani et al.
6,756,896 B2	6/2004	Ford	7,034,681 B2	4/2006	Yamamoto et al.
6,756,998 B1 *	6/2004	Bilger ..... H04L 12/2803 715/734	7,035,907 B1	4/2006	Decasper et al.
6,759,956 B2	7/2004	Menard et al.	7,039,391 B2	5/2006	Rezvani et al.
6,762,686 B1	7/2004	Tabe	7,043,537 B1 *	5/2006	Pratt ..... H04L 67/34 709/220
6,771,181 B1	8/2004	Hughen, Jr.	7,047,088 B2	5/2006	Nakamura et al.
6,778,085 B2	8/2004	Faulkner et al.	7,047,092 B2	5/2006	Wimsatt
6,779,019 B1	8/2004	Mousseau et al.	7,047,180 B1	5/2006	Mathews et al.
6,781,509 B1	8/2004	Oppedahl et al.	7,050,388 B2	5/2006	Kim et al.
6,785,542 B1	8/2004	Blight et al.	7,053,764 B2	5/2006	Stilp
6,789,147 B1	9/2004	Kessler et al.	7,053,765 B1	5/2006	Clark
6,795,322 B2	9/2004	Aihara et al.	7,068,164 B1	6/2006	Duncan et al.
6,795,863 B1	9/2004	Doty, Jr.	7,072,934 B2	7/2006	Helgeson et al.
6,798,344 B2	9/2004	Faulkner et al.	7,073,140 B1	7/2006	Li et al.
6,804,638 B2	10/2004	Fiedler	7,075,429 B2	7/2006	Marshall
6,810,409 B1	10/2004	Fry et al.	7,079,020 B2	7/2006	Stilp
6,826,173 B1	11/2004	Kung et al.	7,080,046 B1	7/2006	Rezvani et al.
6,826,233 B1	11/2004	Oosawa	7,081,813 B2	7/2006	Winick et al.
6,829,478 B1	12/2004	Layton et al.	7,082,460 B2	7/2006	Hansen et al.
6,834,208 B2	12/2004	Gonzales et al.	7,084,756 B2	8/2006	Stilp
6,836,214 B2	12/2004	Choi	7,085,814 B1	8/2006	Gandhi et al.
6,850,252 B1	2/2005	Hoffberg	7,085,937 B1	8/2006	Rezvani et al.
6,856,236 B2	2/2005	Christensen et al.	7,086,018 B2	8/2006	Ito
6,857,026 B1	2/2005	Cain	7,099,944 B1	8/2006	Anschutz et al.
6,865,690 B2	3/2005	Kocin	7,099,994 B2	8/2006	Thayer et al.
6,871,193 B1	3/2005	Campbell et al.	7,103,152 B2	9/2006	Naidoo et al.
6,873,256 B2	3/2005	Lemelson et al.	7,106,176 B2	9/2006	La et al.
6,885,362 B2	4/2005	Suomela	7,107,322 B1 *	9/2006	Freeny, Jr. .... G06Q 30/06 709/204
D504,889 S	5/2005	Andre et al.	7,110,774 B1	9/2006	Davis et al.
6,891,838 B1	5/2005	Petite et al.	7,113,090 B1	9/2006	Saylor et al.
6,912,429 B1	6/2005	Bilger	7,113,099 B2	9/2006	Tyroler et al.
6,914,533 B2	7/2005	Petite	7,114,554 B2	10/2006	Bergman et al.
6,918,112 B2	7/2005	Bourke-Dunphy et al.	7,119,609 B2	10/2006	Naidoo et al.
6,920,502 B2	7/2005	Araujo et al.	7,119,674 B2	10/2006	Sefton
6,920,615 B1	7/2005	Campbell et al.	7,120,139 B1	10/2006	Kung et al.
6,922,701 B1	7/2005	Ananian et al.	7,120,232 B2	10/2006	Naidoo et al.
6,928,148 B2	8/2005	Simon et al.	7,120,233 B2	10/2006	Naidoo et al.
6,930,598 B2	8/2005	Weiss	7,126,473 B1	10/2006	Powell
6,930,599 B2	8/2005	Naidoo et al.	7,130,383 B2	10/2006	Naidoo et al.
6,930,730 B2	8/2005	Maxson et al.	7,130,585 B1	10/2006	Ollis et al.
6,931,445 B2	8/2005	Davis	7,134,138 B2	11/2006	Scherr
6,941,258 B2	9/2005	Van et al.	7,136,711 B1	11/2006	Duncan et al.
6,943,681 B2	9/2005	Rezvani et al.	7,142,503 B1	11/2006	Grant et al.
6,956,477 B2	10/2005	Chun	7,147,147 B1	12/2006	Enright et al.
6,957,186 B1	10/2005	Guheen et al.	7,148,810 B2	12/2006	Bhat
6,957,275 B1	10/2005	Sekiguchi	7,149,798 B2	12/2006	Rezvani et al.
6,959,341 B1	10/2005	Leung	7,149,814 B2 *	12/2006	Neufeld ..... H04L 67/34 709/248
6,959,393 B2	10/2005	Hollis et al.	7,158,026 B2	1/2007	Feldkamp et al.
6,963,908 B1	11/2005	Lynch et al.	7,158,776 B1	1/2007	Estes et al.
6,963,981 B1 *	11/2005	Bailey ..... G06F 8/60 726/22	7,158,920 B2	1/2007	Ishikawa
6,965,294 B1	11/2005	Elliott et al.	7,164,883 B2	1/2007	Rappaport et al.
6,965,313 B1	11/2005	Saylor et al.	7,164,907 B2 *	1/2007	Cochran ..... G06F 9/4411 455/418
6,970,183 B1	11/2005	Monroe	7,166,987 B2	1/2007	Lee et al.
6,971,076 B2	11/2005	Chen	7,171,466 B2	1/2007	Van Der Meulen
6,972,676 B1	12/2005	Kimmel et al.	7,171,686 B1	1/2007	Janso et al.
6,975,220 B1	12/2005	Foodman et al.	7,174,018 B1	2/2007	Patil et al.
6,977,485 B1	12/2005	Wei	7,174,564 B1	2/2007	Weatherspoon et al.
6,983,432 B2	1/2006	Hayes	7,180,889 B1	2/2007	Kung et al.
6,990,591 B1	1/2006	Pearson	7,181,207 B1	2/2007	Chow et al.
6,993,658 B1	1/2006	Engberg et al.	7,181,716 B1	2/2007	Dahroug
6,999,562 B2	2/2006	Winick	7,183,907 B2	2/2007	Simon et al.
6,999,992 B1	2/2006	Deen et al.	7,184,848 B2	2/2007	Krzyzanowski et al.
7,015,806 B2	3/2006	Naidoo et al.	7,187,279 B2	3/2007	Chung
7,016,970 B2	3/2006	Harumoto et al.	7,187,986 B2	3/2007	Johnson et al.
7,019,639 B2	3/2006	Stilp	7,194,003 B2	3/2007	Danner et al.
7,020,697 B1	3/2006	Goodman et al.	7,194,446 B1	3/2007	Bromley et al.
7,020,701 B1	3/2006	Gelvin et al.	7,203,486 B2	4/2007	Patel
			7,209,945 B2	4/2007	Hicks et al.
			7,212,570 B2	5/2007	Akiyama et al.



(56)

References Cited

U.S. PATENT DOCUMENTS

7,213,061 B1	5/2007	Hite et al.	7,528,723 B2	5/2009	Fast et al.
7,218,217 B2	5/2007	Adonailo et al.	7,542,721 B1	6/2009	Bonner et al.
7,222,359 B2	5/2007	Freund et al.	7,549,134 B1	6/2009	Li et al.
7,229,012 B1	6/2007	Enright et al.	7,551,071 B2	6/2009	Bennett et al.
7,237,267 B2	6/2007	Rapes et al.	7,554,934 B2	6/2009	Abraham et al.
7,240,327 B2	7/2007	Singh et al.	7,558,379 B2	7/2009	Winick
7,246,044 B2	7/2007	Imamura et al.	7,558,903 B2	7/2009	Kinstler
7,248,150 B2	7/2007	Mackjust et al.	7,562,323 B1	7/2009	Bai et al.
7,248,161 B2	7/2007	Spoltore et al.	7,564,855 B1	7/2009	Georgiou
7,249,177 B1	7/2007	Miller	7,568,018 B1	7/2009	Hove et al.
7,249,317 B1	7/2007	Nakagawa et al.	7,571,459 B2	8/2009	Ganesh et al.
7,250,854 B2	7/2007	Rezvani et al.	7,577,420 B2	8/2009	Srinivasan et al.
7,250,859 B2	7/2007	Martin et al.	7,583,191 B2	9/2009	Zinser
7,254,779 B1	8/2007	Rezvani et al.	7,587,464 B2	9/2009	Moorer et al.
7,262,690 B2	8/2007	Heaton et al.	7,590,953 B2	9/2009	Chang
7,277,010 B2	10/2007	Joao	7,595,816 B1	9/2009	Enright et al.
7,292,142 B2	11/2007	Simon et al.	7,596,622 B2	9/2009	Owen et al.
7,293,083 B1	11/2007	Ranous et al.	D602,014 S	10/2009	Andre et al.
7,298,253 B2	11/2007	Petricoin et al.	D602,015 S	10/2009	Andre et al.
7,305,461 B2	12/2007	Ullman	D602,017 S	10/2009	Andre et al.
7,310,115 B2	12/2007	Tanimoto	D602,486 S	10/2009	Andre et al.
7,313,102 B2	12/2007	Stephenson et al.	D602,487 S	10/2009	Maskatia
D558,460 S	1/2008	Yu et al.	7,606,767 B1	10/2009	Couper et al.
D558,756 S	1/2008	Andre et al.	7,610,555 B2	10/2009	Klein et al.
7,337,217 B2	2/2008	Wang	7,619,512 B2	11/2009	Trundle et al.
7,337,473 B2	2/2008	Chang et al.	7,620,427 B2	11/2009	Shanahan
7,340,314 B1	3/2008	Duncan et al.	7,627,665 B2	12/2009	Barker et al.
7,343,619 B2	3/2008	Ofek et al.	7,633,385 B2	12/2009	Cohn et al.
7,345,580 B2	3/2008	Akamatsu et al.	7,634,519 B2	12/2009	Creamer et al.
7,346,338 B1	3/2008	Calhoun et al.	7,639,157 B1	12/2009	Whitley et al.
7,349,682 B1	3/2008	Bennett et al.	7,651,530 B2	1/2010	Winick
7,349,761 B1	3/2008	Cruse	7,653,911 B2	1/2010	Doshi et al.
7,349,967 B2	3/2008	Wang	7,671,729 B2	3/2010	Hershkovitz et al.
7,356,372 B1	4/2008	Duncan et al.	7,679,503 B2	3/2010	Mason et al.
7,359,843 B1	4/2008	Keller et al.	7,681,201 B2 *	3/2010	Dale ..... G06F 9/545 719/313
7,362,221 B2	4/2008	Katz	7,697,028 B1	4/2010	Johnson
7,367,045 B2	4/2008	Ofek et al.	7,701,970 B2	4/2010	Krits et al.
7,370,115 B2	5/2008	Bae et al.	7,702,782 B1	4/2010	Pai
7,383,339 B1	6/2008	Meenan et al.	D615,083 S	5/2010	Andre et al.
7,383,522 B2	6/2008	Murgai et al.	7,711,796 B2	5/2010	Gutt et al.
7,391,298 B1	6/2008	Campbell et al.	7,720,654 B2	5/2010	Hollis
7,403,838 B2	7/2008	Deen et al.	7,733,371 B1	6/2010	Monroe
7,409,045 B2	8/2008	Naidoo et al.	7,734,020 B2	6/2010	Elliot et al.
7,409,451 B1	8/2008	Meenan et al.	7,734,286 B2	6/2010	Almeda et al.
7,412,447 B2 *	8/2008	Hilbert ..... H04L 51/22	7,734,906 B2	6/2010	Orlando et al.
7,425,101 B2	9/2008	Cheng	7,739,596 B2	6/2010	Clarke-Martin et al.
7,428,585 B1	9/2008	Owens et al.	7,747,975 B2	6/2010	Dinter et al.
7,430,614 B2	9/2008	Shen et al.	7,751,409 B1	7/2010	Carolan
7,437,753 B2	10/2008	Nahum	7,755,472 B2	7/2010	Grossman
7,440,434 B2	10/2008	Chaskar et al.	7,755,506 B1	7/2010	Clegg et al.
7,440,767 B2	10/2008	Ballay et al.	7,761,275 B2	7/2010	Chopra et al.
7,447,775 B1	11/2008	Zhu et al.	7,787,863 B2	8/2010	Van De Groenendaal
7,454,731 B2	11/2008	Oh et al.	7,804,760 B2	9/2010	Schmukler et al.
7,457,869 B2	11/2008	Kernan	D624,896 S	10/2010	Park et al.
7,466,223 B2	12/2008	Sefton	D626,437 S	11/2010	Lee et al.
7,469,139 B2	12/2008	Van De Groenendaal	7,825,793 B1	11/2010	Spillman et al.
7,469,294 B1	12/2008	Luo et al.	7,827,252 B2	11/2010	Hopmann et al.
7,469,381 B2	12/2008	Ording	7,847,675 B1	12/2010	Thyen et al.
7,469,391 B2	12/2008	Carrere et al.	7,855,635 B2	12/2010	Cohn et al.
D584,738 S	1/2009	Kim et al.	7,859,404 B2	12/2010	Chul et al.
D585,399 S	1/2009	Hwang	7,882,466 B2	2/2011	Ishikawa
7,477,629 B2	1/2009	Tsirtsis et al.	7,882,537 B2	2/2011	Okajo et al.
7,479,949 B2	1/2009	Jobs et al.	7,884,855 B2	2/2011	Ortiz
7,480,713 B2	1/2009	Ullman	7,890,612 B2	2/2011	Todd et al.
7,480,724 B2	1/2009	Zimler et al.	7,890,915 B2	2/2011	Celik et al.
7,483,958 B1	1/2009	Elabbady et al.	7,899,732 B2	3/2011	Van et al.
7,493,651 B2	2/2009	Vaenskae et al.	7,904,074 B2	3/2011	Karaoguz et al.
7,498,695 B2	3/2009	Gaudreau et al.	7,904,187 B2	3/2011	Hoffberg et al.
7,502,672 B1	3/2009	Kolls	7,911,341 B2	3/2011	Raji et al.
7,506,052 B2	3/2009	Qian et al.	D636,769 S	4/2011	Wood et al.
7,509,687 B2	3/2009	Ofek et al.	7,921,686 B2	4/2011	Bagepalli et al.
7,511,614 B2	3/2009	Stilp et al.	7,928,840 B2 *	4/2011	Kim ..... G08B 21/0277 340/531
7,512,965 B1	3/2009	Amdur et al.	D637,596 S	5/2011	Akana et al.
7,526,539 B1	4/2009	Hsu	7,949,960 B2	5/2011	Roessler et al.
7,526,762 B1	4/2009	Astala et al.	D639,805 S	6/2011	Song et al.
			D640,663 S	6/2011	Arnholt et al.
			7,956,736 B2	6/2011	Cohn et al.



(56)

References Cited

U.S. PATENT DOCUMENTS

7,970,863 B1 *	6/2011	Fontaine .....	H04L 41/00 709/218	D675,612 S	2/2013	Andre et al.	
D641,018 S	7/2011	Lee et al.		D676,443 S	2/2013	Canizares et al.	
7,974,235 B2	7/2011	Ghozati et al.		D676,819 S	2/2013	Choi	
D642,563 S	8/2011	Akana et al.		8,373,313 B2	2/2013	Garcia et al.	
8,001,219 B2	8/2011	Moorer et al.		D677,255 S	3/2013	McManigal et al.	
D645,015 S	9/2011	Lee et al.		D677,640 S	3/2013	Kim et al.	
D645,435 S	9/2011	Kim et al.		D677,659 S	3/2013	Akana et al.	
D645,833 S	9/2011	Seflic et al.		D677,660 S	3/2013	Groene et al.	
8,022,833 B2	9/2011	Cho		D678,271 S	3/2013	Chiu	
8,028,041 B2	9/2011	Olliphant et al.		D678,272 S	3/2013	Groene et al.	
8,032,881 B2	10/2011	Holmberg et al.		D678,877 S	3/2013	Groene et al.	
8,042,049 B2	10/2011	Killian et al.		8,396,766 B1	3/2013	Enright et al.	
8,046,411 B2	10/2011	Hayashi et al.		8,400,767 B2	3/2013	Yeom et al.	
8,069,194 B1	11/2011	Manber et al.		D679,706 S	4/2013	Tang et al.	
D650,381 S	12/2011	Park et al.		D680,151 S	4/2013	Katori	
8,073,931 B2	12/2011	Dawes et al.		D680,524 S	4/2013	Feng et al.	
8,086,702 B2	12/2011	Baum et al.		D681,032 S	4/2013	Akana et al.	
8,086,703 B2	12/2011	Baum et al.		8,413,204 B2	4/2013	White et al.	
D654,460 S	2/2012	Kim et al.		D681,583 S	5/2013	Park	
D654,497 S	2/2012	Lee		D681,591 S	5/2013	Sung	
8,122,131 B2	2/2012	Baum et al.		D681,632 S	5/2013	Akana et al.	
8,125,184 B2	2/2012	Raji et al.		D682,239 S	5/2013	Yeh et al.	
D656,137 S	3/2012	Chung et al.		8,451,986 B2	5/2013	Cohn et al.	
8,140,658 B1	3/2012	Gelvin et al.		D684,553 S	6/2013	Kim et al.	
8,144,836 B2	3/2012	Naidoo et al.		D684,968 S	6/2013	Smith et al.	
8,149,849 B2	4/2012	Osborn et al.		8,456,293 B1	6/2013	Trundle et al.	
8,159,519 B2	4/2012	Kurtz et al.		8,473,619 B2	6/2013	Baum et al.	
8,159,945 B2	4/2012	Muro et al.		D685,778 S	7/2013	Fahrendorff et al.	
8,160,425 B2	4/2012	Kisliakov		D685,783 S	7/2013	Bryan et al.	
8,196,064 B2	6/2012	Krzyzanowski et al.		8,478,450 B2	7/2013	Lu et al.	
8,200,827 B1	6/2012	Hunyady et al.		8,478,844 B2	7/2013	Baum et al.	
8,205,181 B1	6/2012	Singla et al.		8,478,871 B2	7/2013	Gutt et al.	
8,209,400 B2	6/2012	Baum et al.		8,483,853 B1	7/2013	Lambourne	
D663,298 S	7/2012	Song et al.		8,493,202 B1	7/2013	Trundle et al.	
D664,540 S	7/2012	Kim et al.		8,499,038 B1	7/2013	Vucurevich	
8,214,494 B1	7/2012	Slavin		8,520,068 B2	8/2013	Naidoo et al.	
8,214,496 B2	7/2012	Gutt et al.		8,520,072 B1	8/2013	Slavin et al.	
8,229,812 B2	7/2012	Raleigh		8,525,664 B2	9/2013	Hadizad et al.	
D664,954 S	8/2012	Kim et al.		8,543,665 B2	9/2013	Ansari et al.	
D666,198 S	8/2012	Van et al.		D692,042 S	10/2013	Dawes et al.	
8,239,477 B2	8/2012	Sharma et al.		8,554,478 B2	10/2013	Hartman	
D667,395 S	9/2012	Lee		8,560,041 B2	10/2013	Flaherty et al.	
D667,396 S	9/2012	Koh		8,570,993 B2	10/2013	Austin et al.	
D667,397 S	9/2012	Koh		8,584,199 B1 *	11/2013	Chen .....	H04L 63/08 726/1
D667,398 S	9/2012	Koh		8,595,377 B1	11/2013	Apgar et al.	
D667,399 S	9/2012	Koh		D695,735 S	12/2013	Kitchen et al.	
8,269,376 B1	9/2012	Elberbaum		8,599,018 B2	12/2013	Kellen et al.	
8,269,623 B2	9/2012	Addy		8,612,591 B2	12/2013	Dawes et al.	
8,271,629 B1	9/2012	Winters et al.		8,634,533 B2	1/2014	Strasters	
8,271,881 B2	9/2012	Moorer et al.		8,635,350 B2	1/2014	Gutt et al.	
8,272,053 B2	9/2012	Markham et al.		8,635,499 B2	1/2014	Cohn et al.	
8,275,830 B2	9/2012	Raleigh		8,638,211 B2	1/2014	Cohn et al.	
D668,650 S	10/2012	Han		8,649,386 B2	2/2014	Ansari et al.	
D668,651 S	10/2012	Kim et al.		8,666,560 B2	3/2014	Lu et al.	
D668,652 S	10/2012	Kim et al.		8,675,071 B1	3/2014	Slavin et al.	
D669,469 S	10/2012	Kang		8,700,769 B2	4/2014	Alexander et al.	
D670,692 S	11/2012	Akana et al.		8,704,821 B2	4/2014	Kulkarni et al.	
D671,514 S	11/2012	Kim et al.		8,713,132 B2	4/2014	Baum et al.	
8,311,526 B2	11/2012	Forstall et al.		8,723,671 B2	5/2014	Foisy et al.	
D671,938 S	12/2012	Hsu et al.		8,730,834 B2	5/2014	Marusca et al.	
D672,344 S	12/2012	Li		8,738,765 B2	5/2014	Wyatt et al.	
D672,345 S	12/2012	Li		8,812,654 B2	8/2014	Gelvin et al.	
D672,739 S	12/2012	Sin		8,819,178 B2	8/2014	Baum et al.	
D672,768 S	12/2012	Huang et al.		8,825,871 B2	9/2014	Baum et al.	
8,335,842 B2	12/2012	Raji et al.		8,836,467 B1	9/2014	Cohn et al.	
8,335,854 B2	12/2012	Eldering		8,885,552 B2	11/2014	Bedingfield et al.	
8,336,010 B1	12/2012	Chang et al.		8,902,740 B2	12/2014	Hicks, III	
D673,561 S	1/2013	Hyun et al.		8,914,526 B1	12/2014	Lindquist et al.	
D673,948 S	1/2013	Andre et al.		8,914,837 B2	12/2014	Ahmed et al.	
D673,950 S	1/2013	Li et al.		8,935,236 B2	1/2015	Morita et al.	
D674,369 S	1/2013	Jaewoong		8,937,658 B2	1/2015	Hicks et al.	
D675,203 S	1/2013	Yang		8,953,479 B2	2/2015	Hall et al.	
8,350,694 B1	1/2013	Trundle et al.		8,953,749 B2	2/2015	Naidoo et al.	
D675,588 S	2/2013	Park		8,963,713 B2	2/2015	Dawes et al.	
				8,976,763 B2	3/2015	Shrestha et al.	
				8,988,217 B2	3/2015	Piccolo, III	
				8,988,221 B2	3/2015	Raji et al.	
				8,996,665 B2	3/2015	Baum et al.	



(56)

References Cited

U.S. PATENT DOCUMENTS

9,047,753	B2	6/2015	Dawes et al.	2001/0042137	A1	11/2001	Ota et al.
9,059,863	B2	6/2015	Baum et al.	2001/0044835	A1	11/2001	Schober et al.
9,064,394	B1	6/2015	Trundle	2001/0046366	A1	11/2001	Susskind
9,094,407	B1	7/2015	Matthieu et al.	2001/0047474	A1	11/2001	Takagi et al.
9,100,446	B2	8/2015	Cohn et al.	2001/0053207	A1	12/2001	Jeon et al.
9,141,276	B2	9/2015	Dawes et al.	2001/0054115	A1	12/2001	Ferguson et al.
9,144,143	B2	9/2015	Raji et al.	2002/0000913	A1	1/2002	Hamamoto et al.
9,147,337	B2	9/2015	Cohn et al.	2002/0003575	A1	1/2002	Marchese
9,160,784	B2	10/2015	Jeong et al.	2002/0004828	A1	1/2002	Davis et al.
9,170,707	B1	10/2015	Laska et al.	2002/0005894	A1	1/2002	Foodman et al.
9,172,532	B1	10/2015	Fuller et al.	2002/0016639	A1	2/2002	Smith et al.
9,172,553	B2	10/2015	Dawes et al.	2002/0018057	A1	2/2002	Sano
9,172,605	B2	10/2015	Hardy et al.	2002/0019751	A1	2/2002	Rothschild et al.
9,189,934	B2	11/2015	Jentoft et al.	2002/0026476	A1	2/2002	Miyazaki et al.
9,191,228	B2	11/2015	Fulker et al.	2002/0026531	A1	2/2002	Keane et al.
9,202,362	B2	12/2015	Hyland et al.	2002/0027504	A1	3/2002	Davis et al.
9,246,921	B1	1/2016	Vlaminck et al.	2002/0028696	A1	3/2002	Hirayama et al.
9,286,772	B2	3/2016	Shapiro et al.	2002/0029276	A1	3/2002	Bendinelli et al.
9,287,727	B1	3/2016	Egan	2002/0031120	A1	3/2002	Rakib
9,300,921	B2	3/2016	Naidoo et al.	2002/0032853	A1	3/2002	Preston et al.
9,306,809	B2	4/2016	Dawes et al.	2002/0037004	A1	3/2002	Bossemeyer et al.
9,310,864	B1	4/2016	Klein et al.	2002/0038380	A1	3/2002	Brawn et al.
9,412,248	B1	8/2016	Cohn et al.	2002/0046280	A1	4/2002	Fujita
9,426,720	B2	8/2016	Cohn et al.	2002/0052719	A1	5/2002	Alexander et al.
9,450,776	B2	9/2016	Baum et al.	2002/0052913	A1	5/2002	Yamada et al.
9,462,041	B1	10/2016	Hagins et al.	2002/0055977	A1	5/2002	Nishi
9,510,065	B2	11/2016	Cohn et al.	2002/0059078	A1	5/2002	Valdes et al.
9,529,344	B1	12/2016	Hagins et al.	2002/0059148	A1	5/2002	Rosenhaft et al.
9,531,593	B2	12/2016	Baum et al.	2002/0059637	A1	5/2002	Rakib
9,553,738	B2	1/2017	Meenan et al.	2002/0068558	A1	6/2002	Janik
9,600,945	B2	3/2017	Naidoo et al.	2002/0068984	A1	6/2002	Alexander et al.
9,609,003	B1	3/2017	Chmielewski et al.	2002/0072868	A1	6/2002	Bartone et al.
9,613,524	B1	4/2017	Lamb et al.	2002/0075153	A1	6/2002	Dahl
9,621,408	B2	4/2017	Gutt et al.	2002/0077077	A1	6/2002	Rezvani et al.
9,721,461	B2	8/2017	Zeng et al.	2002/0083342	A1	6/2002	Webb et al.
9,729,342	B2	8/2017	Cohn et al.	2002/0085488	A1	7/2002	Kobayashi
9,779,595	B2	10/2017	Thibault	2002/0091815	A1	7/2002	Anderson et al.
9,843,458	B2	12/2017	Cronin	2002/0095490	A1	7/2002	Barker et al.
9,876,651	B2	1/2018	Cho et al.	2002/0099809	A1	7/2002	Lee
9,882,985	B1	1/2018	Esam et al.	2002/0099829	A1	7/2002	Richards et al.
9,978,238	B2	5/2018	Fadell et al.	2002/0099854	A1	7/2002	Jorgensen
9,979,625	B2	5/2018	McLaughlin et al.	2002/0103898	A1	8/2002	Moyer et al.
10,002,507	B2	6/2018	Wilson et al.	2002/0103927	A1	8/2002	Parent
10,025,473	B2	7/2018	Sarao et al.	2002/0107910	A1	8/2002	Zhao
10,051,078	B2	8/2018	Burd et al.	2002/0109580	A1	8/2002	Shreve et al.
10,062,245	B2	8/2018	Fulker et al.	2002/0111698	A1	8/2002	Graziano et al.
10,062,273	B2	8/2018	Raji et al.	2002/0112051	A1	8/2002	Ullman
10,078,958	B2	9/2018	Cohn et al.	2002/0112182	A1	8/2002	Chang et al.
10,079,839	B1	9/2018	Bryan et al.	2002/0114439	A1	8/2002	Dunlap
10,120,354	B1	11/2018	Rolston et al.	2002/0116117	A1	8/2002	Martens et al.
10,127,801	B2	11/2018	Raji et al.	2002/0118107	A1	8/2002	Yamamoto et al.
10,140,840	B2	11/2018	Cohn et al.	2002/0118796	A1	8/2002	Menard et al.
10,142,392	B2	11/2018	Raji et al.	2002/0120696	A1	8/2002	Mousseau et al.
10,142,394	B2	11/2018	Chmielewski et al.	2002/0120698	A1	8/2002	Tamargo
10,156,831	B2	12/2018	Raji et al.	2002/0120790	A1	8/2002	Schwalb
10,156,959	B2	12/2018	Fulker et al.	2002/0126009	A1	9/2002	Oyagi et al.
10,223,903	B2	3/2019	Raji et al.	2002/0128728	A1	9/2002	Murakami et al.
10,225,314	B2	3/2019	Raji et al.	2002/0131404	A1	9/2002	Mehta et al.
10,237,237	B2	3/2019	Dawes et al.	2002/0133539	A1	9/2002	Monday
10,237,757	B2	3/2019	Raleigh et al.	2002/0133578	A1	9/2002	Wu
10,264,138	B2	4/2019	Raleigh et al.	2002/0143805	A1	10/2002	Hayes et al.
10,313,303	B2	6/2019	Baum et al.	2002/0143923	A1	10/2002	Alexander
10,339,791	B2	7/2019	Baum et al.	2002/0147982	A1	10/2002	Naidoo et al.
10,348,575	B2	7/2019	Sundermeyer et al.	2002/0150086	A1*	10/2002	Bailey ..... H04L 29/1216 370/352
10,380,873	B1	8/2019	Halverson	2002/0152298	A1	10/2002	Kikta et al.
10,430,887	B1	10/2019	Parker et al.	2002/0156564	A1	10/2002	Preston et al.
2001/0016501	A1	8/2001	King	2002/0156899	A1	10/2002	Sekiguchi
2001/0022836	A1	9/2001	Bremer et al.	2002/0163534	A1	11/2002	Choi et al.
2001/0025349	A1	9/2001	Sharood et al.	2002/0163997	A1	11/2002	Bergman et al.
2001/0029585	A1	10/2001	Simon et al.	2002/0164997	A1	11/2002	Parry
2001/0030597	A1	10/2001	Inoue et al.	2002/0165006	A1	11/2002	Haller et al.
2001/0034209	A1	10/2001	Tong et al.	2002/0166125	A1	11/2002	Fulmer
2001/0034754	A1	10/2001	Elwahab et al.	2002/0174367	A1	11/2002	Kimmel et al.
2001/0034759	A1	10/2001	Chiles et al.	2002/0174434	A1	11/2002	Lee et al.
2001/0036192	A1	11/2001	Chiles et al.	2002/0177428	A1	11/2002	Menard et al.
				2002/0177482	A1	11/2002	Cheong et al.
				2002/0178100	A1	11/2002	Koveos
				2002/0178211	A1	11/2002	Singhal et al.



(56)

References Cited

U.S. PATENT DOCUMENTS

2002/0180579	A1	12/2002	Nagaoka et al.	2003/0187920	A1	10/2003	Redkar
2002/0184301	A1	12/2002	Parent	2003/0187938	A1	10/2003	Mousseau et al.
2002/0184527	A1	12/2002	Chun et al.	2003/0189509	A1	10/2003	Hayes et al.
2002/0191636	A1	12/2002	Hallenbeck	2003/0197847	A1	10/2003	Shinoda
2003/0001883	A1	1/2003	Wang	2003/0200285	A1	10/2003	Hansen et al.
2003/0005030	A1	1/2003	Sutton et al.	2003/0200325	A1	10/2003	Krishnaswamy et al.
2003/0009552	A1	1/2003	Benfield et al.	2003/0201889	A1	10/2003	Zulkowski
2003/0009553	A1	1/2003	Benfield et al.	2003/0208610	A1	11/2003	Rochetti et al.
2003/0010243	A1	1/2003	Roller	2003/0210126	A1	11/2003	Kanazawa
2003/0023839	A1*	1/2003	Burkhardt ..... G06F 9/4416 713/1	2003/0214775	A1	11/2003	Fukuta et al.
2003/0025599	A1	2/2003	Monroe	2003/0216143	A1	11/2003	Roese et al.
2003/0028294	A1	2/2003	Yanagi	2003/0217110	A1	11/2003	Weiss
2003/0028398	A1	2/2003	Yamashita et al.	2003/0217136	A1	11/2003	Cho et al.
2003/0030548	A1	2/2003	Kovacs et al.	2003/0225883	A1	12/2003	Greaves et al.
2003/0031165	A1	2/2003	O'Brien	2003/0227382	A1	12/2003	Breed
2003/0038730	A1	2/2003	Imafuku et al.	2003/0230934	A1	12/2003	Cordelli et al.
2003/0038849	A1	2/2003	Craven et al.	2003/0233155	A1	12/2003	Slemmer et al.
2003/0039242	A1	2/2003	Moore	2003/0233332	A1	12/2003	Keeler et al.
2003/0041137	A1	2/2003	Horie et al.	2003/0234725	A1	12/2003	Lemelson et al.
2003/0041167	A1	2/2003	French et al.	2003/0236841	A1	12/2003	Epshteyn
2003/0050731	A1	3/2003	Rosenblum	2004/0003051	A1	1/2004	Krzyzanowski et al.
2003/0051009	A1	3/2003	Shah et al.	2004/0003241	A1	1/2004	Sengodan et al.
2003/0051026	A1	3/2003	Carter et al.	2004/0008724	A1	1/2004	Devine et al.
2003/0052905	A1	3/2003	Gordon et al.	2004/0015572	A1	1/2004	Kang
2003/0052923	A1	3/2003	Porter	2004/0024851	A1	2/2004	Naidoo et al.
2003/0056012	A1	3/2003	Modeste et al.	2004/0034697	A1	2/2004	Fairhurst et al.
2003/0056014	A1	3/2003	Verberkt et al.	2004/0034798	A1	2/2004	Yamada et al.
2003/0060900	A1	3/2003	Lo et al.	2004/0036615	A1	2/2004	Candela
2003/0061344	A1	3/2003	Monroe	2004/0037295	A1	2/2004	Tanaka et al.
2003/0061615	A1	3/2003	Van Der Meulen	2004/0041910	A1	3/2004	Naidoo et al.
2003/0061621	A1	3/2003	Petty et al.	2004/0054789	A1	3/2004	Breh et al.
2003/0062997	A1*	4/2003	Naidoo ..... G08B 13/19691 340/531	2004/0056665	A1	3/2004	Iwanaga et al.
2003/0065407	A1	4/2003	Johnson et al.	2004/0064351	A1	4/2004	Mikurak
2003/0065757	A1	4/2003	Mentze et al.	2004/0068657	A1	4/2004	Alexander et al.
2003/0065784	A1	4/2003	Herrod	2004/0083015	A1	4/2004	Patwari
2003/0065791	A1	4/2003	Garg et al.	2004/0086088	A1	5/2004	Naidoo et al.
2003/0067923	A1	4/2003	Ju et al.	2004/0086090	A1	5/2004	Naidoo et al.
2003/0071724	A1	4/2003	D Amico	2004/0086093	A1	5/2004	Schranz
2003/0073406	A1	4/2003	Benjamin et al.	2004/0093492	A1	5/2004	Daude et al.
2003/0081768	A1	5/2003	Caminschi	2004/0095943	A1	5/2004	Korotin
2003/0090473	A1	5/2003	Joshi	2004/0103308	A1	5/2004	Paller
2003/0096590	A1	5/2003	Satoh	2004/0107027	A1	6/2004	Boudrieau
2003/0101243	A1	5/2003	Donahue et al.	2004/0107299	A1	6/2004	Lee et al.
2003/0101459	A1	5/2003	Edson	2004/0113770	A1	6/2004	Falk et al.
2003/0103088	A1	6/2003	Dresti et al.	2004/0113778	A1	6/2004	Script et al.
2003/0110262	A1	6/2003	Hasan et al.	2004/0113937	A1	6/2004	Sawdey et al.
2003/0110302	A1	6/2003	Hodges et al.	2004/0117068	A1	6/2004	Lee
2003/0112866	A1	6/2003	Yu et al.	2004/0117330	A1	6/2004	Ehlers et al.
2003/0113100	A1	6/2003	Hecht et al.	2004/0117462	A1	6/2004	Bodin et al.
2003/0115345	A1	6/2003	Chien et al.	2004/0117465	A1	6/2004	Bodin et al.
2003/0123634	A1	7/2003	Chee	2004/0123149	A1	6/2004	Tyroler
2003/0128114	A1	7/2003	Quigley	2004/0125146	A1	7/2004	Gerlach et al.
2003/0128115	A1	7/2003	Giacopelli et al.	2004/0125782	A1	7/2004	Chang
2003/0132018	A1	7/2003	Okita et al.	2004/0133689	A1	7/2004	Vasisht
2003/0134590	A1	7/2003	Suda et al.	2004/0137915	A1	7/2004	Diener et al.
2003/0137426	A1	7/2003	Anthony et al.	2004/0139227	A1	7/2004	Takeda
2003/0137991	A1*	7/2003	Doshi ..... H04L 65/1043 370/466	2004/0143749	A1	7/2004	Tajalli et al.
2003/0147534	A1	8/2003	Ablay et al.	2004/0153171	A1	8/2004	Brandt et al.
2003/0149671	A1	8/2003	Yamamoto et al.	2004/0155757	A1	8/2004	Litwin et al.
2003/0153325	A1	8/2003	Veerepalli et al.	2004/0160309	A1	8/2004	Stilp
2003/0155757	A1	8/2003	Larsen et al.	2004/0162902	A1	8/2004	Davis
2003/0158609	A1	8/2003	Chiu	2004/0163073	A1	8/2004	Krzyzanowski et al.
2003/0158635	A1	8/2003	Pillar et al.	2004/0163118	A1	8/2004	Mottur
2003/0159135	A1	8/2003	Hiller et al.	2004/0163705	A1	8/2004	Uhler
2003/0169728	A1	9/2003	Choi	2004/0169288	A1	9/2004	Hsieh et al.
2003/0174154	A1	9/2003	Yukie et al.	2004/0170120	A1	9/2004	Reunamaki et al.
2003/0174648	A1	9/2003	Wang et al.	2004/0170155	A1	9/2004	Omar et al.
2003/0174717	A1	9/2003	Zabarski et al.	2004/0172396	A1	9/2004	Vanska et al.
2003/0177236	A1	9/2003	Goto et al.	2004/0177163	A1	9/2004	Casey et al.
2003/0182396	A1	9/2003	Reich et al.	2004/0181693	A1	9/2004	Milliot et al.
2003/0182640	A1	9/2003	Alani et al.	2004/0183756	A1	9/2004	Freitas et al.
2003/0184436	A1	10/2003	Seales et al.	2004/0189460	A1	9/2004	Heaton et al.
				2004/0189471	A1	9/2004	Ciarcia et al.
				2004/0189871	A1	9/2004	Kurosawa et al.
				2004/0196844	A1	10/2004	Hagino
				2004/0198386	A1	10/2004	Dupray
				2004/0199645	A1	10/2004	Rouhi
				2004/0201472	A1	10/2004	McGunn et al.
				2004/0202351	A1	10/2004	Park et al.



(56)

References Cited

U.S. PATENT DOCUMENTS

2004/0212494	A1	10/2004	Stilp	2005/0114528	A1	5/2005	Suito
2004/0212497	A1	10/2004	Stilp	2005/0114900	A1	5/2005	Ladd et al.
2004/0212500	A1	10/2004	Stilp	2005/0119913	A1	6/2005	Hornreich et al.
2004/0212503	A1	10/2004	Stilp	2005/0120082	A1*	6/2005	Hesselink ..... H04L 63/0272 709/203
2004/0212687	A1	10/2004	Patwari	2005/0125083	A1	6/2005	Kiko
2004/0213150	A1	10/2004	Krause et al.	2005/0128068	A1	6/2005	Winick et al.
2004/0215694	A1	10/2004	Podolsky	2005/0128083	A1	6/2005	Puzio et al.
2004/0215700	A1	10/2004	Shenfield et al.	2005/0128093	A1	6/2005	Genova
2004/0215750	A1	10/2004	Stilp	2005/0128314	A1	6/2005	Ishino
2004/0215955	A1	10/2004	Tamai et al.	2005/0144312	A1	6/2005	Kadyk et al.
2004/0220830	A1	11/2004	Moreton et al.	2005/0148356	A1	7/2005	Ferguson et al.
2004/0223605	A1	11/2004	Donnelly	2005/0149639	A1	7/2005	Vrielink et al.
2004/0225516	A1	11/2004	Bruskotter et al.	2005/0149746	A1	7/2005	Lu et al.
2004/0225719	A1	11/2004	Kisley et al.	2005/0154494	A1	7/2005	Ahmed
2004/0229569	A1	11/2004	Franz	2005/0154774	A1	7/2005	Giaffreda et al.
2004/0243714	A1	12/2004	Wynn et al.	2005/0155757	A1	7/2005	Paton
2004/0243835	A1	12/2004	Terzis et al.	2005/0156568	A1	7/2005	Yueh
2004/0243996	A1	12/2004	Sheehy et al.	2005/0156737	A1	7/2005	Al-Khateeb
2004/0246339	A1	12/2004	Ooshima et al.	2005/0159823	A1	7/2005	Hayes et al.
2004/0249613	A1	12/2004	Sprogis et al.	2005/0159911	A1	7/2005	Funk et al.
2004/0249922	A1	12/2004	Hackman et al.	2005/0169288	A1	8/2005	Kamiwada et al.
2004/0257433	A1	12/2004	Lia et al.	2005/0174229	A1	8/2005	Feldkamp et al.
2004/0260407	A1	12/2004	Wimsatt	2005/0179531	A1	8/2005	Tabe
2004/0260427	A1	12/2004	Wimsatt	2005/0182681	A1	8/2005	Bruskotter et al.
2004/0260527	A1	12/2004	Stanculescu	2005/0184865	A1	8/2005	Han
2004/0263314	A1	12/2004	Dorai et al.	2005/0188315	A1	8/2005	Campbell et al.
2004/0266493	A1	12/2004	Bahl et al.	2005/0197847	A1	9/2005	Smith
2004/0267385	A1	12/2004	Lingemann	2005/0200474	A1	9/2005	Behnke
2004/0267937	A1	12/2004	Klemets	2005/0204076	A1	9/2005	Cumpson et al.
2005/0002417	A1	1/2005	Kelly et al.	2005/0207429	A1	9/2005	Akita et al.
2005/0007967	A1	1/2005	Keskar et al.	2005/0210532	A1	9/2005	Winick
2005/0010866	A1	1/2005	Humpleman et al.	2005/0216302	A1	9/2005	Raji et al.
2005/0015805	A1	1/2005	Iwamura	2005/0216580	A1	9/2005	Raji et al.
2005/0021309	A1	1/2005	Alexander et al.	2005/0220123	A1	10/2005	Wybenga et al.
2005/0021626	A1*	1/2005	Prajapat ..... H04L 67/02 709/205	2005/0222820	A1	10/2005	Chung
2005/0022210	A1	1/2005	Zintel et al.	2005/0222933	A1	10/2005	Wesby
2005/0023858	A1	2/2005	Bingle et al.	2005/0229016	A1	10/2005	Addy
2005/0024203	A1	2/2005	Wolfe	2005/0231349	A1	10/2005	Bhat
2005/0030928	A1	2/2005	Virtanen et al.	2005/0232242	A1	10/2005	Karaoguz et al.
2005/0033513	A1	2/2005	Gasbarro	2005/0232284	A1*	10/2005	Karaoguz ..... H04W 4/18 370/401
2005/0038325	A1	2/2005	Moll	2005/0234568	A1	10/2005	Chung et al.
2005/0038326	A1	2/2005	Mathur	2005/0237182	A1	10/2005	Wang
2005/0044061	A1	2/2005	Klemow	2005/0246119	A1	11/2005	Koodali
2005/0049746	A1	3/2005	Rosenblum	2005/0249199	A1	11/2005	Albert et al.
2005/0052831	A1	3/2005	Chen	2005/0253706	A1	11/2005	Spoltore et al.
2005/0055575	A1	3/2005	Evans et al.	2005/0256608	A1	11/2005	King et al.
2005/0055716	A1	3/2005	Louie et al.	2005/0257013	A1	11/2005	Ma
2005/0057361	A1	3/2005	Giraldo et al.	2005/0257260	A1	11/2005	Lenoir et al.
2005/0060163	A1	3/2005	Barsness et al.	2005/0259673	A1	11/2005	Lu et al.
2005/0060411	A1	3/2005	Coulombe et al.	2005/0260973	A1	11/2005	Van De Groenendaal
2005/0066045	A1	3/2005	Johnson et al.	2005/0262241	A1	11/2005	Gubbi et al.
2005/0066912	A1	3/2005	Korbitz et al.	2005/0267605	A1*	12/2005	Lee ..... G08B 25/009 700/19
2005/0069098	A1	3/2005	Kalervo et al.	2005/0270151	A1	12/2005	Winick
2005/0071483	A1	3/2005	Motoyama	2005/0273831	A1	12/2005	Slomovich et al.
2005/0075764	A1	4/2005	Horst et al.	2005/0276389	A1	12/2005	Hinkson et al.
2005/0079855	A1	4/2005	Jethi et al.	2005/0280964	A1	12/2005	Richmond et al.
2005/0081161	A1	4/2005	MacInnes et al.	2005/0282557	A1*	12/2005	Mikko ..... H04W 4/029 455/456.1
2005/0086093	A1	4/2005	Hammad et al.	2005/0283823	A1	12/2005	Okajo et al.
2005/0086126	A1	4/2005	Patterson	2005/0285934	A1	12/2005	Carter
2005/0086211	A1	4/2005	Mayer	2005/0285941	A1	12/2005	Haigh et al.
2005/0086366	A1	4/2005	Luebke et al.	2006/0009863	A1	1/2006	Lingemann
2005/0088983	A1	4/2005	Wesslen et al.	2006/0010078	A1	1/2006	Rezvani et al.
2005/0089023	A1	4/2005	Barkley et al.	2006/0015943	A1	1/2006	Mahieu
2005/0090915	A1	4/2005	Geiwitz	2006/0018328	A1	1/2006	Mody et al.
2005/0091435	A1	4/2005	Han et al.	2006/0018479	A1	1/2006	Chen
2005/0091696	A1	4/2005	Wolfe et al.	2006/0022816	A1	2/2006	Yukawa
2005/0096753	A1	5/2005	Arling et al.	2006/0023847	A1	2/2006	Tyroler et al.
2005/0097478	A1	5/2005	Killian et al.	2006/0025132	A1	2/2006	Karaoguz et al.
2005/0101314	A1	5/2005	Levi	2006/0026301	A1	2/2006	Maeda et al.
2005/0102152	A1	5/2005	Hodges	2006/0031852	A1	2/2006	Chu et al.
2005/0102497	A1	5/2005	Buer	2006/0036750	A1	2/2006	Ladd et al.
2005/0105530	A1	5/2005	Kono	2006/0041655	A1	2/2006	Holloway et al.
2005/0108091	A1	5/2005	Sotak et al.	2006/0045074	A1	3/2006	Lee
2005/0108369	A1	5/2005	Sather et al.	2006/0050692	A1	3/2006	Petrescu et al.
				2006/0050862	A1	3/2006	Shen et al.



(56)

References Cited

U.S. PATENT DOCUMENTS

2006/0051122	A1	3/2006	Kawazu et al.	2006/0245369	A1	11/2006	Schimmelpfeng et al.
2006/0052884	A1	3/2006	Staples et al.	2006/0246886	A1	11/2006	Benco et al.
2006/0053447	A1	3/2006	Krzyzanowski et al.	2006/0246919	A1	11/2006	Park et al.
2006/0053491	A1	3/2006	Khuti et al.	2006/0250235	A1	11/2006	Astrin
2006/0058923	A1	3/2006	Kruk et al.	2006/0258342	A1	11/2006	Fok et al.
2006/0063534	A1	3/2006	Kokkonen et al.	2006/0265489	A1	11/2006	Moore
2006/0064305	A1	3/2006	Alonso	2006/0271695	A1*	11/2006	Lavian ..... H04L 63/20 709/229
2006/0064478	A1	3/2006	Sirkin	2006/0274764	A1	12/2006	Mah et al.
2006/0067344	A1	3/2006	Sakurai	2006/0281435	A1	12/2006	Shearer et al.
2006/0067356	A1	3/2006	Kim et al.	2006/0282886	A1*	12/2006	Gaug ..... H04L 63/1408 726/5
2006/0067484	A1	3/2006	Elliot et al.	2006/0288288	A1	12/2006	Girgensohn et al.
2006/0075235	A1	4/2006	Renkis	2006/0291507	A1	12/2006	Sarosi et al.
2006/0077254	A1	4/2006	Shu et al.	2006/0294565	A1	12/2006	Walter
2006/0078344	A1	4/2006	Kawazu et al.	2007/0001818	A1	1/2007	Small et al.
2006/0080465	A1	4/2006	Conzola et al.	2007/0002833	A1	1/2007	Bajic
2006/0088092	A1	4/2006	Chen et al.	2007/0005736	A1	1/2007	Hansen et al.
2006/0092011	A1	5/2006	Simon et al.	2007/0005957	A1	1/2007	Sahita et al.
2006/0093365	A1	5/2006	Dybsetter et al.	2007/0006177	A1	1/2007	Aiber et al.
2006/0094400	A1	5/2006	Beachem et al.	2007/0008099	A1	1/2007	Kimmel et al.
2006/0101062	A1	5/2006	Godman et al.	2007/0014248	A1	1/2007	Fowlow
2006/0103510	A1	5/2006	Chen et al.	2007/0043478	A1	2/2007	Ehlers et al.
2006/0103520	A1	5/2006	Clark	2007/0043954	A1	2/2007	Fox
2006/0104312	A1	5/2006	Friar	2007/0047585	A1	3/2007	Gillespie et al.
2006/0105713	A1	5/2006	Zheng et al.	2007/0052675	A1	3/2007	Chang
2006/0106933	A1	5/2006	Huang et al.	2007/0055770	A1	3/2007	Karmakar et al.
2006/0109113	A1	5/2006	Reyes et al.	2007/0058627	A1	3/2007	Smith et al.
2006/0109860	A1	5/2006	Matsunaga et al.	2007/0061018	A1	3/2007	Callaghan et al.
2006/0111095	A1	5/2006	Weigand	2007/0061020	A1	3/2007	Bovee et al.
2006/0121924	A1	6/2006	Rengaraju et al.	2007/0061266	A1	3/2007	Moore et al.
2006/0123212	A1	6/2006	Yagawa	2007/0061430	A1	3/2007	Kim
2006/0129837	A1	6/2006	Im et al.	2007/0061878	A1	3/2007	Hagiu et al.
2006/0132302	A1	6/2006	Stilp	2007/0063836	A1	3/2007	Hayden et al.
2006/0136558	A1	6/2006	Sheehan et al.	2007/0063866	A1	3/2007	Webb
2006/0142880	A1	6/2006	Deen et al.	2007/0064714	A1	3/2007	Bi et al.
2006/0142968	A1	6/2006	Han et al.	2007/0079151	A1	4/2007	Connor et al.
2006/0143268	A1	6/2006	Chatani	2007/0079385	A1*	4/2007	Williams ..... G06F 21/608 726/27
2006/0145842	A1	7/2006	Stilp	2007/0083668	A1	4/2007	Kelsey et al.
2006/0154642	A1	7/2006	Scannell, Jr.	2007/0090944	A1	4/2007	Du Breuil
2006/0155851	A1	7/2006	Ma et al.	2007/0094716	A1	4/2007	Farino et al.
2006/0159032	A1	7/2006	Ukrainetz et al.	2007/0096981	A1	5/2007	Abraham
2006/0161270	A1	7/2006	Luskin et al.	2007/0101345	A1	5/2007	Takagi
2006/0161662	A1	7/2006	Ng et al.	2007/0103433	A1	5/2007	Katz
2006/0161960	A1	7/2006	Benoit	2007/0105072	A1	5/2007	Koljonen
2006/0167784	A1	7/2006	Hoffberg	2007/0106124	A1	5/2007	Kuriyama et al.
2006/0167919	A1	7/2006	Hsieh	2007/0109975	A1	5/2007	Reckamp et al.
2006/0168013	A1	7/2006	Wilson et al.	2007/0116020	A1	5/2007	Cheever et al.
2006/0168178	A1	7/2006	Hwang et al.	2007/0117464	A1	5/2007	Freeman
2006/0176146	A1	8/2006	Krishan et al.	2007/0118609	A1	5/2007	Mullan et al.
2006/0176167	A1	8/2006	Dohrmann	2007/0127510	A1	6/2007	Bossemeyer et al.
2006/0181406	A1	8/2006	Petite et al.	2007/0130286	A1	6/2007	Hopmann et al.
2006/0182100	A1	8/2006	Li et al.	2007/0140267	A1	6/2007	Yang
2006/0183460	A1	8/2006	Srinivasan et al.	2007/0142022	A1	6/2007	Madonna et al.
2006/0187900	A1	8/2006	Akbar	2007/0142044	A1	6/2007	Fitzgerald et al.
2006/0190458	A1	8/2006	Mishina et al.	2007/0143440	A1	6/2007	Reckamp et al.
2006/0190529	A1	8/2006	Morozumi et al.	2007/0146127	A1	6/2007	Stilp et al.
2006/0197660	A1	9/2006	Luebke et al.	2007/0146484	A1	6/2007	Horton et al.
2006/0200845	A1	9/2006	Foster et al.	2007/0147419	A1	6/2007	Tsujimoto et al.
2006/0206220	A1	9/2006	Amundson	2007/0150616	A1	6/2007	Baek et al.
2006/0208872	A1	9/2006	Yu et al.	2007/0154010	A1	7/2007	Wong
2006/0208880	A1	9/2006	Funk et al.	2007/0155325	A1	7/2007	Bambic et al.
2006/0209857	A1	9/2006	Hicks, III	2007/0155423	A1	7/2007	Carmody et al.
2006/0215650	A1	9/2006	Wollmershauser et al.	2007/0160017	A1	7/2007	Meier et al.
2006/0218593	A1	9/2006	Afshary et al.	2007/0161372	A1	7/2007	Rogalski et al.
2006/0220830	A1	10/2006	Bennett et al.	2007/0162228	A1	7/2007	Mitchell
2006/0221184	A1	10/2006	Vallone et al.	2007/0162680	A1	7/2007	Mitchell
2006/0222153	A1	10/2006	Tarkoff et al.	2007/0164779	A1	7/2007	Weston et al.
2006/0226972	A1	10/2006	Smith	2007/0168860	A1	7/2007	Takayama et al.
2006/0229746	A1	10/2006	Ollis et al.	2007/0176766	A1	8/2007	Cheng
2006/0230270	A1	10/2006	Goffin	2007/0182543	A1	8/2007	Luo
2006/0233372	A1	10/2006	Shaheen et al.	2007/0182819	A1	8/2007	Monroe
2006/0235963	A1	10/2006	Wetherly et al.	2007/0183345	A1	8/2007	Fahim et al.
2006/0238372	A1	10/2006	Jung et al.	2007/0185989	A1	8/2007	Corbett et al.
2006/0238617	A1	10/2006	Tamir	2007/0192486	A1	8/2007	Wilson et al.
2006/0242395	A1*	10/2006	Fausak ..... G06F 9/4416 713/1	2007/0198698	A1	8/2007	Boyd et al.
				2007/0200658	A1	8/2007	Yang
				2007/0208521	A1	9/2007	Petite et al.



(56)

References Cited

U.S. PATENT DOCUMENTS

2007/0214262	A1	9/2007	Buchbinder et al.	2008/0137572	A1	6/2008	Park et al.
2007/0214264	A1	9/2007	Koister	2008/0140868	A1	6/2008	Kalayjian et al.
2007/0216764	A1*	9/2007	Kwak ..... G07C 9/00309	2008/0141303	A1	6/2008	Walker et al.
			348/14.06	2008/0141341	A1	6/2008	Vinogradov et al.
2007/0216783	A1	9/2007	Ortiz et al.	2008/0144884	A1	6/2008	Habibi
2007/0218895	A1	9/2007	Saito et al.	2008/0147834	A1	6/2008	Quinn et al.
2007/0223465	A1	9/2007	Wang et al.	2008/0155080	A1	6/2008	Marlow et al.
2007/0223500	A1	9/2007	Lee et al.	2008/0155470	A1	6/2008	Khedouri et al.
2007/0226182	A1	9/2007	Sobotka et al.	2008/0163355	A1	7/2008	Chu
2007/0230415	A1	10/2007	Malik	2008/0168404	A1	7/2008	Ording
2007/0230744	A1	10/2007	Dronge	2008/0170511	A1	7/2008	Shorty et al.
2007/0245223	A1	10/2007	Siedzik et al.	2008/0180240	A1	7/2008	Raji
2007/0255856	A1	11/2007	Reckamp et al.	2008/0181239	A1	7/2008	Wood et al.
2007/0256105	A1*	11/2007	Tabe ..... G08B 25/085	2008/0183483	A1	7/2008	Hart
			725/78	2008/0183842	A1	7/2008	Raji et al.
2007/0257986	A1	11/2007	Ivanov et al.	2008/0189609	A1	8/2008	Larson et al.
2007/0260713	A1	11/2007	Moorer et al.	2008/0201468	A1	8/2008	Titus
2007/0262857	A1	11/2007	Jackson	2008/0204190	A1	8/2008	Cohn et al.
2007/0263782	A1	11/2007	Stock et al.	2008/0204219	A1	8/2008	Cohn et al.
2007/0265866	A1	11/2007	Fehling et al.	2008/0208399	A1	8/2008	Pham
2007/0271398	A1	11/2007	Manchester et al.	2008/0209505	A1	8/2008	Ghai et al.
2007/0275703	A1	11/2007	Lim et al.	2008/0209506	A1	8/2008	Ghai et al.
2007/0282665	A1	12/2007	Buehler et al.	2008/0215450	A1	9/2008	Gates et al.
2007/0283001	A1	12/2007	Spiess et al.	2008/0215613	A1	9/2008	Grasso
2007/0286210	A1	12/2007	Gutt et al.	2008/0219239	A1	9/2008	Bell et al.
2007/0286369	A1	12/2007	Gutt et al.	2008/0221715	A1	9/2008	Krzyzanowski et al.
2007/0287405	A1	12/2007	Radtke	2008/0235326	A1	9/2008	Parsi et al.
2007/0288849	A1	12/2007	Moorer et al.	2008/0235600	A1	9/2008	Harper et al.
2007/0288858	A1	12/2007	Pereira	2008/0239075	A1	10/2008	Mehrotra et al.
2007/0290830	A1	12/2007	Gurley	2008/0240372	A1	10/2008	Frenette
2007/0291118	A1	12/2007	Shu et al.	2008/0240696	A1	10/2008	Kucharyson
2007/0296814	A1	12/2007	Cooper et al.	2008/0253391	A1	10/2008	Krits et al.
2007/0298772	A1	12/2007	Owens et al.	2008/0259818	A1	10/2008	Balassanian
2008/0001734	A1	1/2008	Stilp et al.	2008/0261540	A1	10/2008	Rohani et al.
2008/0013957	A1	1/2008	Akers et al.	2008/0266080	A1	10/2008	Leung et al.
2008/0027587	A1	1/2008	Nickerson et al.	2008/0266257	A1	10/2008	Chiang
2008/0042826	A1	2/2008	Hevia et al.	2008/0271150	A1	10/2008	Boerger et al.
2008/0043107	A1	2/2008	Coogan et al.	2008/0284580	A1	11/2008	Babich et al.
2008/0048861	A1	2/2008	Naidoo et al.	2008/0284587	A1	11/2008	Saigh et al.
2008/0048975	A1	2/2008	Leibow	2008/0284592	A1	11/2008	Collins et al.
2008/0052348	A1	2/2008	Adler et al.	2008/0288639	A1	11/2008	Ruppert et al.
2008/0056261	A1	3/2008	Osborn et al.	2008/0294588	A1	11/2008	Morris et al.
2008/0059533	A1	3/2008	Krikorian	2008/0297599	A1	12/2008	Donovan et al.
2008/0059622	A1	3/2008	Hite et al.	2008/0303903	A1	12/2008	Bentley et al.
2008/0065681	A1	3/2008	Fontijn et al.	2008/0313316	A1	12/2008	Hite et al.
2008/0065685	A1	3/2008	Frank	2008/0316024	A1	12/2008	Chantelou et al.
2008/0072244	A1	3/2008	Eker et al.	2009/0003252	A1	1/2009	Salomone et al.
2008/0074258	A1	3/2008	Bennett et al.	2009/0003820	A1	1/2009	Law et al.
2008/0074993	A1	3/2008	Vainola	2009/0007596	A1	1/2009	Goldstein et al.
2008/0082186	A1	4/2008	Hood et al.	2009/0013210	A1	1/2009	McIntosh et al.
2008/0084294	A1	4/2008	Zhiying et al.	2009/0019141	A1	1/2009	Bush et al.
2008/0084296	A1	4/2008	Kutzik et al.	2009/0036142	A1	2/2009	Yan
2008/0086564	A1	4/2008	Putman et al.	2009/0041467	A1	2/2009	Carleton et al.
2008/0091793	A1	4/2008	Diroo et al.	2009/0042649	A1	2/2009	Hsieh et al.
2008/0102845	A1	5/2008	Zhao	2009/0046664	A1	2/2009	Aso
2008/0103608	A1	5/2008	Gough et al.	2009/0049488	A1	2/2009	Stransky
2008/0104215	A1	5/2008	Excoffier et al.	2009/0051769	A1	2/2009	Kuo et al.
2008/0104516	A1	5/2008	Lee	2009/0055760	A1	2/2009	Whatcott et al.
2008/0109302	A1	5/2008	Salokannel et al.	2009/0063582	A1	3/2009	Anna et al.
2008/0109650	A1	5/2008	Shim et al.	2009/0066534	A1	3/2009	Sivakkolundhu
2008/0112340	A1	5/2008	Luebke	2009/0066788	A1	3/2009	Baum et al.
2008/0112405	A1	5/2008	Cholas et al.	2009/0066789	A1	3/2009	Baum et al.
2008/0117029	A1	5/2008	Dohrmann et al.	2009/0067395	A1	3/2009	Curtis et al.
2008/0117201	A1	5/2008	Martinez et al.	2009/0067441	A1	3/2009	Ansari et al.
2008/0117922	A1*	5/2008	Cockrell ..... H04L 65/1023	2009/0070436	A1	3/2009	Dawes et al.
			370/401	2009/0070473	A1	3/2009	Baum et al.
2008/0120405	A1	5/2008	Son et al.	2009/0070477	A1	3/2009	Baum et al.
2008/0122575	A1	5/2008	Lavian et al.	2009/0070681	A1	3/2009	Dawes et al.
2008/0126535	A1	5/2008	Zhu et al.	2009/0070682	A1	3/2009	Dawes et al.
2008/0128444	A1	6/2008	Schiningher et al.	2009/0070692	A1	3/2009	Dawes et al.
2008/0129484	A1	6/2008	Dahl et al.	2009/0072988	A1	3/2009	Haywood
2008/0129821	A1	6/2008	Howarter et al.	2009/0074184	A1	3/2009	Baum et al.
2008/0130949	A1	6/2008	Ivanov et al.	2009/0076211	A1	3/2009	Yang et al.
2008/0133725	A1	6/2008	Shaouy	2009/0076879	A1	3/2009	Sparks et al.
2008/0134343	A1	6/2008	Pennington et al.	2009/0077167	A1	3/2009	Baum et al.
				2009/0077622	A1*	3/2009	Baum ..... H04L 12/2818
							726/1
				2009/0077623	A1	3/2009	Baum et al.
				2009/0077624	A1	3/2009	Baum et al.



(56)

References Cited

U.S. PATENT DOCUMENTS

2009/0079547	A1	3/2009	Oksanen et al.	2010/0145485	A1	6/2010	Duchene et al.
2009/0086660	A1	4/2009	Sood et al.	2010/0150170	A1	6/2010	Lee et al.
2009/0092283	A1	4/2009	Whillock et al.	2010/0153853	A1	6/2010	Dawes et al.
2009/0100329	A1	4/2009	Espinoza	2010/0159898	A1	6/2010	Krzyzanowski et al.
2009/0100492	A1	4/2009	Hicks et al.	2010/0159967	A1	6/2010	Pounds et al.
2009/0113344	A1	4/2009	Nesse et al.	2010/0164736	A1	7/2010	Byers et al.
2009/0119397	A1	5/2009	Neerdaels	2010/0165897	A1	7/2010	Sood
2009/0125708	A1	5/2009	Woodring et al.	2010/0177749	A1	7/2010	Essinger et al.
2009/0128365	A1	5/2009	Laskin	2010/0177750	A1	7/2010	Essinger et al.
2009/0134998	A1	5/2009	Baum et al.	2010/0185857	A1	7/2010	Neitzel et al.
2009/0138600	A1	5/2009	Baum et al.	2010/0197219	A1	8/2010	Issa et al.
2009/0138958	A1	5/2009	Baum et al.	2010/0204839	A1	8/2010	Berm et al.
2009/0146846	A1	6/2009	Grossman	2010/0210240	A1	8/2010	Mahaffey et al.
2009/0158189	A1	6/2009	Itani	2010/0212012	A1	8/2010	Touboul et al.
2009/0158292	A1	6/2009	Rattner et al.	2010/0218104	A1	8/2010	Lewis
2009/0161609	A1	6/2009	Bergstrom	2010/0238286	A1	9/2010	Boghossian et al.
2009/0165114	A1	6/2009	Baum et al.	2010/0241711	A1	9/2010	Ansari et al.
2009/0172443	A1	7/2009	Rothman et al.	2010/0245107	A1	9/2010	Fulker et al.
2009/0177298	A1	7/2009	McFarland et al.	2010/0248681	A1	9/2010	Phills
2009/0177906	A1	7/2009	Paniagua et al.	2010/0267390	A1	10/2010	Lin et al.
2009/0187297	A1	7/2009	Kish et al.	2010/0274366	A1	10/2010	Fata et al.
2009/0193373	A1	7/2009	Abbaspour et al.	2010/0277300	A1	11/2010	Cohn et al.
2009/0202250	A1	8/2009	Dizechi et al.	2010/0277302	A1	11/2010	Cohn et al.
2009/0204693	A1	8/2009	Andreev	2010/0277315	A1	11/2010	Cohn et al.
2009/0221368	A1	9/2009	Yen et al.	2010/0280635	A1	11/2010	Cohn et al.
2009/0224875	A1	9/2009	Rabinowitz et al.	2010/0280637	A1	11/2010	Cohn et al.
2009/0228445	A1	9/2009	Gangal	2010/0281135	A1	11/2010	Cohn et al.
2009/0240353	A1	9/2009	Songkakul et al.	2010/0281161	A1	11/2010	Cohn et al.
2009/0240730	A1	9/2009	Wood	2010/0281312	A1	11/2010	Cohn et al.
2009/0240787	A1	9/2009	Denny	2010/0298024	A1	11/2010	Choi
2009/0240814	A1	9/2009	Brubacher et al.	2010/0308990	A1	12/2010	Simon et al.
2009/0240946	A1	9/2009	Yeap et al.	2010/0321151	A1	12/2010	Matsuura et al.
2009/0256708	A1	10/2009	Hsiao et al.	2010/0325107	A1	12/2010	Kenton et al.
2009/0259515	A1	10/2009	Belimpasakis et al.	2010/0332164	A1	12/2010	Aisa et al.
2009/0260052	A1	10/2009	Bathula et al.	2011/0000521	A1	1/2011	Tachibana
2009/0260430	A1	10/2009	Zamfes	2011/0029875	A1	2/2011	Milch
2009/0265042	A1	10/2009	Mollenkopf et al.	2011/0030056	A1	2/2011	Tokunaga
2009/0265193	A1	10/2009	Collins et al.	2011/0037593	A1	2/2011	Foisy et al.
2009/0289787	A1	11/2009	Dawson et al.	2011/0040415	A1	2/2011	Nickerson et al.
2009/0289788	A1	11/2009	Leblond	2011/0040877	A1	2/2011	Foisy
2009/0303100	A1	12/2009	Zemany	2011/0046792	A1	2/2011	Imes et al.
2009/0307255	A1	12/2009	Park	2011/0051638	A1	3/2011	Jeon et al.
2009/0307307	A1*	12/2009	Igarashi ..... H04N 21/43615 709/203	2011/0068921	A1	3/2011	Shafer
2009/0313693	A1	12/2009	Rogers	2011/0080267	A1	4/2011	Clare et al.
2009/0322510	A1	12/2009	Berger et al.	2011/0093799	A1	4/2011	Hatambeiki et al.
2009/0324010	A1	12/2009	Hou	2011/0096678	A1	4/2011	Ketonen
2009/0327483	A1	12/2009	Thompson et al.	2011/0102588	A1	5/2011	Trundle et al.
2010/0000791	A1	1/2010	Alberty	2011/0125333	A1	5/2011	Gray
2010/0001812	A1	1/2010	Kausch	2011/0125846	A1	5/2011	Ham et al.
2010/0004949	A1	1/2010	O'Brien	2011/0128378	A1	6/2011	Raji
2010/0008274	A1	1/2010	Kneckt et al.	2011/0156914	A1	6/2011	Sheharri et al.
2010/0013917	A1	1/2010	Hanna et al.	2011/0169637	A1	7/2011	Siegler et al.
2010/0023865	A1	1/2010	Fulker et al.	2011/0197327	A1	8/2011	McElroy et al.
2010/0026481	A1	2/2010	Oh et al.	2011/0200052	A1	8/2011	Mungo et al.
2010/0026487	A1	2/2010	Hershkovitz	2011/0208359	A1	8/2011	Duchene et al.
2010/0030578	A1	2/2010	Siddique et al.	2011/0212706	A1	9/2011	Uusilehto
2010/0030810	A1	2/2010	Marr	2011/0218777	A1	9/2011	Chen et al.
2010/0039958	A1	2/2010	Ge et al.	2011/0230160	A1	9/2011	Felgate
2010/0041380	A1	2/2010	Hewes et al.	2011/0234392	A1	9/2011	Cohn et al.
2010/0052612	A1	3/2010	Raji et al.	2011/0257953	A1	10/2011	Li et al.
2010/0066530	A1	3/2010	Cohn et al.	2011/0283006	A1*	11/2011	Ramamurthy ..... H04L 41/00 709/228
2010/0067371	A1	3/2010	Gogic et al.	2011/0286437	A1	11/2011	Austin et al.
2010/0074112	A1	3/2010	Derr et al.	2011/0289517	A1	11/2011	Sather et al.
2010/0077111	A1	3/2010	Holmes et al.	2011/0302497	A1	12/2011	Garrett et al.
2010/0082744	A1	4/2010	Raji et al.	2011/0309929	A1	12/2011	Myers
2010/0095111	A1	4/2010	Gutt et al.	2011/0314515	A1	12/2011	Hernoud et al.
2010/0095369	A1	4/2010	Gutt et al.	2012/0001436	A1	1/2012	Sami et al.
2010/0100269	A1	4/2010	Ekhaguere et al.	2012/0014363	A1	1/2012	Hassan et al.
2010/0102951	A1	4/2010	Rutledge	2012/0016607	A1	1/2012	Cottrell et al.
2010/0121521	A1	5/2010	Kiribayashi	2012/0020060	A1	1/2012	Myer et al.
2010/0122091	A1	5/2010	Huang et al.	2012/0023151	A1	1/2012	Bennett et al.
2010/0138758	A1	6/2010	Mizumori et al.	2012/0030130	A1	2/2012	Smith et al.
2010/0138764	A1	6/2010	Hatambeiki et al.	2012/0062026	A1	3/2012	Raji et al.
2010/0141762	A1	6/2010	Siann et al.	2012/0062370	A1	3/2012	Feldstein et al.
				2012/0066608	A1	3/2012	Sundermeyer et al.
				2012/0066632	A1	3/2012	Sundermeyer et al.
				2012/0081842	A1	4/2012	Ewing et al.
				2012/0143383	A1	6/2012	Cooperrider et al.



(56)

## References Cited

## U.S. PATENT DOCUMENTS

2012/0154126	A1	6/2012	Cohn et al.	2014/0201291	A1	7/2014	Russell
2012/0154138	A1	6/2012	Cohn et al.	2014/0218517	A1	8/2014	Kim et al.
2012/0172027	A1	7/2012	Partheesh et al.	2014/0232861	A1	8/2014	Naidoo et al.
2012/0182245	A1	7/2012	Hutton	2014/0233951	A1	8/2014	Cook
2012/0209951	A1	8/2012	Enns et al.	2014/0236325	A1	8/2014	Sasaki et al.
2012/0214502	A1	8/2012	Qiang	2014/0266678	A1	9/2014	Shapiro et al.
2012/0232788	A1	9/2012	Diao	2014/0266736	A1	9/2014	Cretu-Petra
2012/0242788	A1	9/2012	Chuang et al.	2014/0278281	A1	9/2014	Vaynriber et al.
2012/0257061	A1	10/2012	Edwards et al.	2014/0282048	A1	9/2014	Shapiro et al.
2012/0260184	A1	10/2012	Dawes et al.	2014/0282934	A1	9/2014	Miasnik et al.
2012/0265892	A1	10/2012	Ma et al.	2014/0289384	A1	9/2014	Kao et al.
2012/0269199	A1	10/2012	Chan et al.	2014/0289388	A1	9/2014	Ghosh et al.
2012/0278877	A1	11/2012	Baum et al.	2014/0293046	A1	10/2014	Ni
2012/0280790	A1	11/2012	Gerhardt et al.	2014/0316616	A1	10/2014	Kugelmass
2012/0296486	A1	11/2012	Marriam et al.	2014/0319232	A1	10/2014	Gourlay et al.
2012/0307646	A1	12/2012	Xia et al.	2014/0340216	A1	11/2014	Puskarich
2012/0309354	A1	12/2012	Du	2014/0355588	A1	12/2014	Cho et al.
2012/0314901	A1	12/2012	Hanson et al.	2014/0359101	A1	12/2014	Dawes et al.
2012/0315848	A1	12/2012	Smith et al.	2014/0359524	A1	12/2014	Sasaki et al.
2012/0324566	A1	12/2012	Baum et al.	2014/0368331	A1	12/2014	Cohn et al.
2012/0327242	A1	12/2012	Barley et al.	2014/0369584	A1	12/2014	Fan et al.
2012/0331109	A1	12/2012	Baum et al.	2014/0372599	A1	12/2014	Gutt
2013/0007871	A1	1/2013	Meenan et al.	2014/0372811	A1	12/2014	Cohn et al.
2013/0038730	A1	2/2013	Peterson et al.	2015/0009325	A1	1/2015	Kardashov
2013/0038800	A1	2/2013	Yoo	2015/0019714	A1	1/2015	Shaashua et al.
2013/0062951	A1	3/2013	Raji et al.	2015/0054947	A1	2/2015	Dawes
2013/0073746	A1	3/2013	Singh et al.	2015/0074206	A1	3/2015	Baldwin
2013/0082835	A1	4/2013	Shapiro et al.	2015/0077553	A1	3/2015	Dawes
2013/0082836	A1	4/2013	Watts	2015/0082414	A1	3/2015	Dawes
2013/0085615	A1	4/2013	Barker	2015/0088982	A1	3/2015	Johnson et al.
2013/0085620	A1	4/2013	Lu et al.	2015/0097949	A1	4/2015	Ure et al.
2013/0103207	A1	4/2013	Ruff et al.	2015/0097961	A1	4/2015	Ure et al.
2013/0115972	A1	5/2013	Ziskind et al.	2015/0106721	A1	4/2015	Cha et al.
2013/0120134	A1	5/2013	Hicks, III	2015/0116108	A1	4/2015	Fadell et al.
2013/0125157	A1	5/2013	Sharif-Ahmadi et al.	2015/0142991	A1	5/2015	Zaloom
2013/0136102	A1	5/2013	Macwan et al.	2015/0161875	A1	6/2015	Cohn et al.
2013/0154822	A1	6/2013	Kumar et al.	2015/0205465	A1	7/2015	Robison et al.
2013/0155229	A1	6/2013	Thornton et al.	2015/0222517	A1	8/2015	McLaughlin et al.
2013/0163491	A1	6/2013	Singh et al.	2015/0256355	A1	9/2015	Pera et al.
2013/0174239	A1	7/2013	Kim et al.	2015/0261427	A1	9/2015	Sasaki
2013/0183924	A1	7/2013	Saigh et al.	2015/0319006	A1	11/2015	Plummer et al.
2013/0184874	A1	7/2013	Frader-Thompson et al.	2015/0319046	A1	11/2015	Plummer et al.
2013/0191755	A1	7/2013	Balog et al.	2015/0325106	A1	11/2015	Dawes et al.
2013/0218959	A1	8/2013	Sa et al.	2015/0331662	A1	11/2015	Lambourne
2013/0222133	A1	8/2013	Schultz et al.	2015/0334087	A1	11/2015	Dawes
2013/0223279	A1	8/2013	Tinnakornsrisuphap et al.	2015/0348554	A1	12/2015	Orr et al.
2013/0245837	A1	9/2013	Grohman	2015/0350031	A1	12/2015	Burks et al.
2013/0261821	A1	10/2013	Lu et al.	2015/0358359	A1	12/2015	Ghai et al.
2013/0266193	A1	10/2013	Tiwari et al.	2015/0365217	A1	12/2015	Scholten et al.
2013/0311146	A1	11/2013	Miller et al.	2015/0373149	A1	12/2015	Lyons
2013/0314542	A1	11/2013	Jackson	2016/0012715	A1	1/2016	Raji et al.
2013/0318231	A1	11/2013	Raji et al.	2016/0019763	A1	1/2016	Raji et al.
2013/0318443	A1	11/2013	Bachman et al.	2016/0019778	A1	1/2016	Raji et al.
2013/0331109	A1	12/2013	Dhillon et al.	2016/0023475	A1	1/2016	Bevier et al.
2013/0344875	A1	12/2013	Chowdhury	2016/0027295	A1	1/2016	Raji et al.
2014/0032034	A1	1/2014	Raptopoulos et al.	2016/0036944	A1	2/2016	Kitchen
2014/0035726	A1	2/2014	Schoner et al.	2016/0042637	A1	2/2016	Cahill
2014/0053246	A1	2/2014	Huang et al.	2016/0055573	A1	2/2016	Chen et al.
2014/0068486	A1	3/2014	Sellers et al.	2016/0062624	A1	3/2016	Sundermeyer et al.
2014/0075464	A1	3/2014	McCrea	2016/0065413	A1	3/2016	Sundermeyer et al.
2014/0098247	A1	4/2014	Rao et al.	2016/0065414	A1	3/2016	Sundermeyer et al.
2014/0112405	A1	4/2014	Jafarian et al.	2016/0077935	A1	3/2016	Zheng et al.
2014/0126425	A1	5/2014	Burd et al.	2016/0100348	A1	4/2016	Cohn et al.
2014/0136242	A1	5/2014	Weekes et al.	2016/0107749	A1	4/2016	Mucci
2014/0136936	A1	5/2014	Patel et al.	2016/0116914	A1	4/2016	Mucci
2014/0140575	A1	5/2014	Wolf	2016/0127641	A1	5/2016	Gove
2014/0143695	A1	5/2014	Sundermeyer et al.	2016/0161277	A1	6/2016	Park et al.
2014/0143851	A1	5/2014	Baum et al.	2016/0163185	A1	6/2016	Ramasubbu et al.
2014/0143854	A1	5/2014	Lopez et al.	2016/0164923	A1	6/2016	Dawes
2014/0146171	A1	5/2014	Brady et al.	2016/0171853	A1	6/2016	Naidoo et al.
2014/0153695	A1	6/2014	Yanagisawa et al.	2016/0180719	A1	6/2016	Wouhaybi et al.
2014/0167928	A1	6/2014	Burd	2016/0183073	A1	6/2016	Saito et al.
2014/0172957	A1	6/2014	Baum et al.	2016/0189509	A1	6/2016	Malhotra et al.
2014/0176797	A1	6/2014	Silva et al.	2016/0189524	A1	6/2016	Poder et al.
2014/0180968	A1	6/2014	Song et al.	2016/0189527	A1	6/2016	Peterson et al.
				2016/0189549	A1	6/2016	Marcus
				2016/0191265	A1	6/2016	Cohn et al.
				2016/0191621	A1	6/2016	Oh et al.
				2016/0192461	A1	6/2016	Minsky



(56)

References Cited

U.S. PATENT DOCUMENTS

2016/0202695 A1 7/2016 Deroos et al.  
 2016/0209072 A1 7/2016 Golden et al.  
 2016/0225240 A1 8/2016 Voddhi et al.  
 2016/0226732 A1 8/2016 Kim et al.  
 2016/0231916 A1 8/2016 Dawes  
 2016/0232780 A1 8/2016 Cohn et al.  
 2016/0234075 A1 8/2016 Sirpal et al.  
 2016/0260135 A1 9/2016 Zomet et al.  
 2016/0261932 A1 9/2016 Fadell et al.  
 2016/0266579 A1 9/2016 Chen et al.  
 2016/0267751 A1 9/2016 Fulker et al.  
 2016/0269191 A1 9/2016 Cronin  
 2016/0274759 A1 9/2016 Dawes  
 2016/0364089 A1 12/2016 Blackman et al.  
 2016/0371961 A1 12/2016 Narang et al.  
 2016/0373453 A1 12/2016 Ruffner et al.  
 2016/0378109 A1 12/2016 Raffa et al.  
 2017/0004714 A1 1/2017 Rhee  
 2017/0005818 A1 1/2017 Gould  
 2017/0006107 A1 1/2017 Dawes et al.  
 2017/0019644 A1 1/2017 K et al.  
 2017/0039413 A1 2/2017 Nadler  
 2017/0052513 A1 2/2017 Raji  
 2017/0054571 A1 2/2017 Kitchen et al.  
 2017/0054594 A1 2/2017 Decenzo et al.  
 2017/0063967 A1 3/2017 Kitchen et al.  
 2017/0063968 A1 3/2017 Kitchen et al.  
 2017/0068419 A1 3/2017 Sundermeyer et al.  
 2017/0070361 A1 3/2017 Sundermeyer et al.  
 2017/0070563 A1 3/2017 Sundermeyer et al.  
 2017/0078298 A1 3/2017 Vlaminck et al.  
 2017/0103646 A1 4/2017 Naidoo et al.  
 2017/0109999 A1 4/2017 Cohn et al.  
 2017/0118037 A1 4/2017 Kitchen et al.  
 2017/0154507 A1 6/2017 Dawes et al.  
 2017/0155545 A1 6/2017 Baum et al.  
 2017/0180198 A1 6/2017 Baum et al.  
 2017/0180306 A1 6/2017 Gutt  
 2017/0185277 A1 6/2017 Sundermeyer et al.  
 2017/0185278 A1 6/2017 Sundermeyer et al.  
 2017/0192402 A1 7/2017 Karp et al.  
 2017/0227965 A1 8/2017 Decenzo et al.  
 2017/0244573 A1 8/2017 Baum et al.  
 2017/0255452 A1 9/2017 Barnes et al.  
 2017/0257257 A1 9/2017 Dawes  
 2017/0278407 A1 9/2017 Lemmey et al.  
 2017/0279629 A1 9/2017 Raji  
 2017/0289360 A1 10/2017 Baum et al.  
 2017/0301216 A1 10/2017 Cohn et al.  
 2017/0302469 A1 10/2017 Cohn  
 2017/0310500 A1 10/2017 Dawes  
 2017/0331781 A1 11/2017 Gutt  
 2017/0337806 A1 11/2017 Cohn et al.  
 2017/0353324 A1 12/2017 Baum et al.  
 2018/0004377 A1 1/2018 Kitchen et al.  
 2018/0019890 A1 1/2018 Dawes  
 2018/0054774 A1 2/2018 Cohn et al.  
 2018/0063248 A1 3/2018 Dawes et al.  
 2018/0083831 A1 3/2018 Baum et al.  
 2018/0092046 A1 3/2018 Egan et al.  
 2018/0096568 A1 4/2018 Cohn et al.  
 2018/0191720 A1 7/2018 Dawes  
 2018/0191740 A1 7/2018 Decenzo et al.  
 2018/0191741 A1 7/2018 Dawes et al.  
 2018/0191742 A1 7/2018 Dawes  
 2018/0191807 A1 7/2018 Dawes  
 2018/0197387 A1 7/2018 Dawes  
 2018/0198688 A1 7/2018 Dawes  
 2018/0198755 A1 7/2018 Domangue et al.  
 2018/0198756 A1 7/2018 Dawes  
 2018/0198788 A1 7/2018 Helen et al.  
 2018/0198802 A1 7/2018 Dawes  
 2018/0198841 A1 7/2018 Chmielewski et al.  
 2018/0278701 A1 9/2018 Diem  
 2018/0307223 A1 10/2018 Peeters et al.

2019/0041547 A1 2/2019 Rolf et al.  
 2019/0058720 A1 2/2019 Lindquist et al.  
 2019/0073534 A1 3/2019 Dvir et al.  
 2019/0347924 A1 11/2019 Trundle et al.  
 2019/0386892 A1 12/2019 Sundermeyer et al.  
 2020/0094963 A1 3/2020 Myslinski  
 2020/0127891 A9 4/2020 Johnson et al.  
 2020/0257721 A1 8/2020 McKinnon et al.

FOREIGN PATENT DOCUMENTS

AU 2011250886 A1 1/2013  
 AU 2013284428 A1 2/2015  
 AU 2011305163 B2 12/2016  
 AU 2017201365 A1 3/2017  
 AU 2017201585 A1 3/2017  
 BE 1008939 A6 10/1996  
 CA 2203813 A1 6/1996  
 CA 2174482 A1 10/1997  
 CA 2346638 A1 4/2000  
 CA 2389958 A1 3/2003  
 CA 2878117 A1 1/2014  
 CA 2559842 C 5/2014  
 CA 2992429 A1 12/2016  
 CA 2976682 A1 2/2018  
 CA 2976802 A1 2/2018  
 CN 102834818 A 12/2012  
 CN 102985915 A 3/2013  
 EP 0295146 A2 12/1988  
 EP 0308046 A2 3/1989  
 EP 0591585 A1 4/1994  
 EP 1117214 A2 7/2001  
 EP 1119837 A1 8/2001  
 EP 0978111 11/2001  
 EP 1738540 A2 1/2007  
 EP 1881716 A1 1/2008  
 EP 2112784 A1 10/2009  
 EP 2188794 A1 5/2010  
 EP 2191351 A1 6/2010  
 EP 2327063 A1 6/2011  
 EP 2483788 A1 8/2012  
 EP 2569712 A1 3/2013  
 EP 2619686 A1 7/2013  
 EP 2868039 A2 5/2015  
 EP 3031206 A2 6/2016  
 EP 3285238 A2 2/2018  
 EP 3308222 A1 4/2018  
 FR 2584217 A1 1/1987  
 FR 2661023 A1 10/1991  
 FR 2793334 A1 11/2000  
 GB 2222288 A 2/1990  
 GB 2273593 A 6/1994  
 GB 2286423 A 8/1995  
 GB 2291554 A 1/1996  
 GB 2319373 A 5/1998  
 GB 2320644 A 6/1998  
 GB 2324630 A 10/1998  
 GB 2325548 A 11/1998  
 GB 2335523 A 9/1999  
 GB 2349293 A 10/2000  
 GB 2370400 A 6/2002  
 GB 2442628 A 4/2008  
 GB 2442633 A 4/2008  
 GB 2442640 A 4/2008  
 GB 2428821 B 6/2008  
 IN 45/2015 11/2015  
 IN 04/2016 1/2016  
 JP 63-033088 A 2/1988  
 JP 05-167712 A 7/1993  
 JP 06-339183 A 12/1993  
 JP 08-227491 9/1996  
 JP 10-004451 A 1/1998  
 JP 2000-006343 A 1/2000  
 JP 2000-023146 A 1/2000  
 JP 2000-278671 A 10/2000  
 JP 2001-006088 A 1/2001  
 JP 2001-006343 A 1/2001  
 JP 2001-069209 A 3/2001  
 JP 2002-055895 2/2002



(56)

## References Cited

## FOREIGN PATENT DOCUMENTS

JP	2002-185629	6/2002
JP	2003-085258 A	3/2003
JP	2003-141659 A	5/2003
JP	2003-281647 A	10/2003
JP	2004-192659 A	7/2004
JP	2007-529826 A	10/2007
JP	2010-140091 A	6/2010
KR	10-2006-0021605 A	3/2006
KR	10-0771941 B1	10/2007
TW	340934 B	9/1998
TW	I239176 B	9/2005
TW	I480839 B	4/2015
TW	I480840 B	4/2015
TW	I509579 B	11/2015
TW	I517106 B	1/2016
WO	89/07855 A1	8/1989
WO	89/11187 A1	11/1989
WO	94/03881 A1	2/1994
WO	95/13944 A1	5/1995
WO	96/36301 A1	11/1996
WO	97/13230 A2	4/1997
WO	98/25243 A1	6/1998
WO	98/49663 A1	11/1998
WO	98/52343 A1	11/1998
WO	98/59256 A2	12/1998
WO	99/34339 A2	7/1999
WO	00/21053 A1	4/2000
WO	00/36812 A1	6/2000
WO	00/72598 A1	11/2000
WO	01/11586 A1	2/2001
WO	01/52478 A2	7/2001
WO	01/71489 A1	9/2001
WO	01/99078 A2	12/2001
WO	02/11444 A1	2/2002
WO	02/21300 A1	3/2002
WO	02/97584 A2	12/2002
WO	2002/100083	12/2002
WO	2003/026305 A1	3/2003
WO	03/40839 A1	5/2003
WO	2004/004222 A1	1/2004
WO	2004/098127 A1	11/2004
WO	2004/107710 A1	12/2004
WO	2005/091218 A2	9/2005
WO	2007/038872 A1	4/2007
WO	2007/124453 A2	11/2007
WO	2008/056320 A1	5/2008
WO	2009/006670 A1	1/2009
WO	2009/023647 A1	2/2009
WO	2009/029590 A1	3/2009
WO	2009/029597 A1	3/2009
WO	2009/064795 A1	5/2009
WO	2009/145747 A1	12/2009
WO	2010/019624 A1	2/2010
WO	2010/025468 A1	3/2010
WO	2010/127009 A1	11/2010
WO	2010/127194 A2	11/2010
WO	2010/127200 A1	11/2010
WO	2010/127203 A1	11/2010
WO	2011/038409 A1	3/2011
WO	2011/063354 A1	5/2011
WO	2011/143273 A1	11/2011
WO	2012/040653 A1	3/2012
WO	20141004911 A2	1/2014
WO	2015/021469 A2	2/2015
WO	2015/134520 A1	9/2015
WO	20161201033 A1	12/2016
ZA	201302668	6/2014

## OTHER PUBLICATIONS

X10—ActiveHome, Home Automation Made Easy [retrieved on Nov. 4, 2003], 3 pages.

WLS906 Photoelectric Smoke Alarm, Data Sheet, DSC Security Products, Ontario, Canada, Jan. 1998.

Wireless, Battery-Powered Smoke Detectors, Brochure, SafeNight Technology, Inc. Roanoke, VA, 1995.

Windows, Newton's Telecom Dictionary, 21st Edition, Mar. 2005, 937-938.

Windows Telecom Dictionary, Mar. 2005, pp. 937-938.

Wilkinson, S: "Logitech Harmony One Universal Remote" Ultimate AV magazine May 2008 (May 2008), XP002597782 Retrieved from the Internet : Original URL: <http://www.ultimateavmag.com/remotecocontrols/508logi> [retrieved on Aug. 23, 2010] the whole document; Updated URL: <https://www.soundandvision.com/content/logitech-harmony-one-universal-remote>, Retrieved from internet on Jan. 11, 2018.

visitalk.com-communication with vision, <http://www.visitalk.com>. Visitalk, Communication with Vision, <http://www.visitalk.jimba.com>; website accessed Jan. 10, 2018.

Valtchev, D., and I. Frankov. "Service gateway architecture for a smart home." Communications Magazine, IEEE 40.4 (2002): 126-132.

US Patent Application filed Aug. 9, 2018, entitled "Method and Systems for Processing Security Event Data", U.S. Appl. No. 16/059,833.

US Patent Application filed Dec. 27, 2018, entitled "Communication Protocols in Integrated Systems", U.S. Appl. No. 16/233,913. US Patent Application filed Dec. 14, 2018, entitled "Communication Protocols Over Internet Protocol (IP) Networks", U.S. Appl. No. 16/221,299.

US Patent Application filed Nov. 30, 2017, entitled "Controller and Interface for Home Security, Monitoring and Automation Having Customizable Audio Alerts for SMA Events", U.S. Appl. No. 15/828,030.

US Patent Application filed Nov. 28, 2017, entitled "Forming a Security Network Including Integrated Security System Components", U.S. Appl. No. 15/824,503.

US Patent Application filed Oct. 27, 2017, entitled "Security System With Networked Touchscreen", U.S. Appl. No. 15/796,421.

US Patent Application filed Oct. 18, 2018, entitled "Generating Risk Profile Using Data of Home Monitoring and Security System", U.S. Appl. No. 16/164,114.

US Patent Application filed Oct. 13, 2017, entitled "Notification of Event Subsequent to Communication Failure With Security System", U.S. Appl. No. 15/783,858.

US Patent Application filed Oct. 10, 2018, entitled "Method and System for Providing Alternate Network Access", U.S. Appl. No. 16/156,448.

US Patent Application filed Oct. 3, 2018, entitled "Activation of a Home Automation Controller", U.S. Appl. No. 16/150,973.

US Patent Application filed Oct. 1, 2018, entitled "User Interface in a Premises Network", U.S. Appl. No. 16/148,572.

US Patent Application filed Oct. 1, 2018, entitled "Integrated Security System with Parallel Processing Architecture", U.S. Appl. No. 16/148,411.

US Patent Application filed Oct. 1, 2018, entitled "Integrated Security System With Parallel Processing Architecture", U.S. Appl. No. 16/148,387.

US Patent Application filed Sep. 11, 2018, entitled "Premises Management Networking", U.S. Appl. No. 16/128,089.

US Patent Application filed Sep. 28, 2018, entitled "Forming a Security Network Including Integrated Security System Components and Network Devices", U.S. Appl. No. 16/147,044.

US Patent Application filed Sep. 28, 2018, entitled "Control System User Interface", U.S. Appl. No. 16/146,715.

US Patent Application filed Sep. 17, 2018, entitled "Integrated Security System With Parallel Processing Architecture", U.S. Appl. No. 16/133,135.

US Patent Application filed Sep. 6, 2018, entitled "Takeover of Security Network", U.S. Appl. No. 16/123,695.

US Patent Application filed Aug. 21, 2018, entitled "Premises System Management Using Status Signal", U.S. Appl. No. 16/107,568.

US Patent Application filed Aug. 9, 2018, entitled "Method and System for Processing Security Event Data", U.S. Appl. No. 16/059,833.



(56)

**References Cited**

## OTHER PUBLICATIONS

US Patent Application filed Aug. 9, 2016, entitled "Controller and Interface for Home Security, Monitoring and Automation Having Customizable Audio Alerts for SMA Events", U.S. Appl. No. 15/232,135.

US Patent Application filed Aug. 8, 2016, entitled "Security, Monitoring and Automation Controller Access and Use of Legacy Security Control Panel Information", U.S. Appl. No. 15/231,273.

US Patent Application filed Jul. 28, 2016, entitled "Method and System for Automatically Providing Alternate Network Access for Telecommunications", U.S. Appl. No. 15/222,416.

US Patent Application filed Jul. 20, 2018, entitled "Cross-Client Sensor User Interface in an Integrated Security Network", U.S. Appl. No. 16/041,291.

US Patent Application filed Jul. 12, 2018, entitled "Integrated Security System with Parallel Processing Architecture", U.S. Appl. No. 16/034,132.

US Patent Application filed Jul. 3, 2018, entitled "WIFI-To-Serial Encapsulation in Systems", U.S. Appl. No. 16/026,703.

US Patent Application filed Jun. 27, 2018, entitled "Activation of Gateway Device", U.S. Appl. No. 16/020,499.

US Patent Application filed Jun. 1, 2012, entitled "Gateway Registry Methods and Systems", U.S. Appl. No. 13/486,276.

US Patent Application filed May 23, 2018, entitled "Networked Touchscreen With Integrated Interfaces", U.S. Appl. No. 15/987,638.

US patent application filed May 2, 2018, entitled "Automation System With Mobile Interface", U.S. Appl. No. 15/969,514.

US Patent Application filed Mar. 10, 2014, entitled "Communication Protocols Over Internet Protocol (IP) Networks", U.S. Appl. No. 14/202,579.

US Patent Application filed Mar. 10, 2014, entitled "Communication Protocols Over Internet Protocol (IP) Networks", U.S. Appl. No. 14/202,505.

US Patent Application filed Mar. 10, 2014, entitled "Communication Protocols in Integrated Systems", U.S. Appl. No. 14/203,219.

US Patent Application filed Mar. 10, 2014, entitled "Communication Protocols in Integrated Systems", U.S. Appl. No. 14/203,141.

US Patent Application filed Mar. 10, 2014, entitled "Communication Protocols in Integrated Systems", U.S. Appl. No. 14/203,128.

US Patent Application filed Mar. 10, 2014, entitled "Communication Protocols in Integrated Systems", U.S. Appl. No. 14/203,084.

US Patent Application filed Mar. 10, 2014, entitled "Communication Protocols in Integrated Systems", U.S. Appl. No. 14/203,077.

US Patent Application filed Mar. 10, 2014, entitled "Communication Protocols in Integrated Systems", U.S. Appl. No. 14/202,685.

US Patent Application filed Mar. 10, 2014, entitled "Communication Protocols in Integrated Systems", U.S. Appl. No. 14/202,627.

US Patent Application filed Mar. 10, 2014, entitled "Communication Protocols in Integrated Systems", U.S. Appl. No. 14/202,592.

Form PCT/ISA/220, PCT Notification of Transmittal of the International Search Report and the Written Opinion of the International Searching Authority, or the Declaration for the Application No. PCT/US05/08766, dated May 23, 2006, 1 page.

Form PCT/ISA/220, "PCT Notification of Transmittal of the International Search Report and the Written Opinion of the International Searching Authority, or the Declaration for the Application No. PCT/US11/35994," dated Sep. 28, 2011, 1 page.

Form PCT/ISA/220, "PCT Notification of Transmittal of the International Search Report and the Written Opinion of the International Searching Authority, or the Declaration for the Application No. PCT/US10/57674," dated Mar. 2, 2011, 1 page.

Form PCT/ISA/220, "PCT Notification of Transmittal of the International Search Report and the Written Opinion of the International Searching Authority, or the Declaration for the Application No. PCT/US10/50585," dated Dec. 30, 2010, 1 page.

Form PCT/ISA/220, "PCT Notification of Transmittal of the International Search Report and the Written Opinion of the International Searching Authority, or the Declaration for the Application No. PCT/US09/55559," dated Nov. 12, 2009, 1 page.

Form PCT/ISA/220, "PCT Notification of Transmittal of the International Search Report and the Written Opinion of the International Searching Authority, or the Declaration for the Application No. PCT/US09/53485," dated Oct. 22, 2009, 1 page.

Form PCT/ISA/220, "PCT Notification of Transmittal of the International Search Report and the Written Opinion of the International Searching Authority, or the Declaration for the Application No. PCT/US08/83254," dated Jan. 14, 2009, 1 page.

Form PCT/ISA/220, "PCT Notification of Transmittal of the International Search Report and the Written Opinion of the International Searching Authority, or the Declaration for the Application No. PCT/US08/74246" dated Nov. 14, 2008, 1 page.

Form PCT/ISA/220, "PCT Notification of Transmittal of the International Search Report and the Written Opinion of the International Searching Authority, or the Declaration for the Application No. PCT/US08/72831," dated Nov. 4, 2008, 1 page.

Form PCT/ISA/220, "PCT Notification of Transmittal of the International Search Report and the Written Opinion fo the International Searching Authority, or the Declaration for the Application No. PCT/US08/74260," dated Nov. 13, 2008, 1 page.

Form PCT/ISA/210, "PCT International Search Report for the Application No. PCT/US11/53136," dated Jan. 5, 2012, 2 pages.

Form PCT/ISA/210, "PCT International Search Report for the Application No. PCT/US11/35994," dated Sep. 28, 2011, 2 pages.

Form PCT/ISA/210, "PCT International Search Report for the Application No. PCT/US11/34858," dated Oct. 3, 2011, 2 pages.

Form PCT/ISA/210, "PCT International Search Report for the Application No. PCT/US10/57674," dated Mar. 2, 2011, 2 pages.

Form PCT/ISA/210, "PCT International Search Report for the Application No. PCT/US10/50585," dated Dec. 30, 2010, 2 pages.

Form PCT/ISA/210, "PCT International Search Report for the Application No. PCT/US09/55559," dated Nov. 12, 2009, 2 pages.

Form PCT/ISA/210, "PCT International Search Report for the Application No. PCT/US09/53485," dated Oct. 22, 2009, 2 pages.

Form PCT/ISA/210, "PCT International Search Report for the Application No. PCT/US08/83254," dated Jan. 14, 2009, 2 pages.

Form PCT/ISA/210, "PCT International Search Report for the Application No. PCT/US08/74260," dated Nov. 13, 2008, 2 pages.

Form PCT/ISA/210, "PCT International Search Report for the Application No. PCT/US08/74246," dated Nov. 14, 2008, 2 pages.

Form PCT/ISA/210, "PCT International Search Report for the Application No. PCT/US08/72831," dated Nov. 4, 2008, 2 pages.

Form PCT/ISA/210, "PCT International Search Report for the Application No. PCT/US05/08766," dated May 23, 2006, 2 pages.

Foreign communication from a related counterpart application—International Search Report, App No. PCT/US02/14450, dated Dec. 17, 2002, 6 pgs.

Foreign communication from a related counterpart application—International Preliminary Examination Report, App No. PCT/US02/14450, Mar. 2, 2004, 4 pgs.

Final Office Action dated Sep. 14, 2011 for U.S. Appl. No. 12/197,931, filed Aug. 25, 2008.

Final Office Action dated Jul. 12, 2010 for U.S. Appl. No. 12/019,554, filed Jan. 24, 2008.

Final Office Action dated Feb. 16, 2011 for U.S. Appl. No. 12/019,568, filed Jan. 24, 2008.

Final Office Action dated Oct. 31, 2012 for U.S. Appl. No. 12/771,624, filed Apr. 30, 2010.

Final Office Action dated Dec. 31, 2012 for U.S. Appl. No. 12/770,365, filed Apr. 29, 2010.

Final Office Action dated Jun. 29, 2012 for U.S. Appl. No. 12/539,537, filed Aug. 11, 2009.

Final Office Action dated Feb. 26, 2013 for U.S. Appl. No. 12/771,471, filed Apr. 30, 2010.

Final Office Action dated Jul. 23, 2013 for U.S. Appl. No. 13/531,757, filed Jun. 25, 2012.

Final Office Action dated Mar. 21, 2013 for U.S. Appl. No. 12/691,992, filed Jan. 22, 2010.

Final Office Action dated Sep. 17, 2012 for U.S. Appl. No. 12/197,958, filed Aug. 25, 2008.

Final Office Action dated Oct. 17, 2012 for U.S. Appl. No. 12/637,671, filed Dec. 14, 2009.



(56)

**References Cited**

## OTHER PUBLICATIONS

- Final Office Action dated Jan. 13, 2011 for U.S. Appl. No. 12/189,780, filed Aug. 11, 2008.
- Final Office Action dated Jun. 10, 2011 for U.S. Appl. No. 11/084,232, filed Mar. 16, 2005.
- Final Office Action dated Jan. 10, 2011 for U.S. Appl. No. 12/189,785, filed Aug. 11, 2008.
- Final Office Action dated May 9, 2013 for U.S. Appl. No. 12/952,080, filed Nov. 22, 2010.
- Final Office Action dated May 9, 2013 for U.S. Appl. No. 12/189,780, filed Aug. 11, 2008.
- Final Office Action dated Jun. 5, 2012 for U.S. Appl. No. 12/771,071, filed Apr. 30, 2010.
- Final Office Action dated Jun. 1, 2009 for U.S. Appl. No. 11/084,232, filed Mar. 16, 2005.
- Final Office Action dated Aug. 1, 2011 for U.S. Appl. No. 12/630,092, filed Dec. 3, 2009.
- Faultline, "AT&T Targets video home security as next broadband market"; Nov. 2, 2006; The Register; 2 Pages.
- Examination Report under Section 18(3) re for UK Patent Application No. GB0800040.8, dated Jan. 30, 2008.
- Examination Report under Section 18(3) re for UK Patent Application No. GB0724760.4, dated Jan. 30, 2008.
- Examination Report under Section 18(3) re for UK Patent Application No. GB0724248.0, dated Jan. 30, 2008.
- Examination Report under Section 18(3) re for UK Patent Application No. GB0724248.0, dated Jun. 4, 2008.
- Examination Report under Section 18(3) re for UK Patent Application No. GB0620362.4, dated Aug. 13, 2007.
- EP examination report issued in EP08797646.0, dated May 17, 2017, 11 pages.
- EP application filed on Aug. 16, 2017, entitled, "Automation System User Interface", 17186497.8.
- Elwahab et al.; Device, System and . . . Customer Premises Gateways; Sep. 27, 2001; WO 01/71489.
- Diaz, Redondo R P et al., Enhancing Residential Gateways: OSGI Service Composition, IEEE Transactions on Consumer Electronics, IEEE Service Center, New York, NY, US, vol. 53, No. 1, Feb. 1, 2007 (Feb. 1, 2007), pp. 87-95, XP011381790.
- CorAccess Systems, Companion 6 User Guide, Jun. 17, 2002.
- Control Panel Standard—Features for False Alarm Reduction, The Security Industry Association, SIA 2009, pp. 1-48.
- Condry M et al., Open Service Gateway architecture overview, Industrial Electronics Society, 1999, IECON '99 Proceedings, The 25th Annual Conference of the IEEE, San Jose, CA, USA, Nov. 29-Dec. 3, 1999, Piscataway, Nj, Usa, IEEE, US, vol. 2, Nov. 29, 1999 (1999-11-29), pp. 735-742, XP010366642.
- Alarm.com—Interactive Security Systems, Product Advantages [retrieved on Nov. 4, 2003], 3 pages.
- Alarm.com—Interactive Security Systems, Overview [retrieved on Nov. 4, 2003], 2 pages.
- Alarm.com—Interactive Security Systems, Frequently Asked Questions [retrieved on Nov. 4, 2003], 3 pages.
- Alarm.com—Interactive Security Systems, Elders [retrieved on Nov. 4, 2003], 1 page.
- 6270 Touch Screen Keypad Notes, Honeywell, Sep. 2006.
- "Modular programming", The Authoritative Dictionary of IEEE Standard Terms. 7th ed. 2000.
- "Application" The Authoritative Dictionary of IEEE Standard Terms. 7th ed. 2000.
- US Patent Application filed Mar. 10, 2014, entitled "Communication Protocols in Integrated Systems", U.S. Appl. No. 14/202,573.
- US Patent Application filed Mar. 7, 2014, entitled "Security System Integrated With Social Media Platform", U.S. Appl. No. 14/201,133.
- US Patent Application filed Mar. 7, 2014, entitled "Integrated Security and Control System With Geofencing", U.S. Appl. No. 14/201,189.
- US Patent Application filed Mar. 7, 2014, entitled "Device Integration Framework", U.S. Appl. No. 14/201,227.
- US Patent Application filed Mar. 7, 2014, entitled "Communication Protocols in Integrated Systems", U.S. Appl. No. 14/200,921.
- US Patent Application filed Mar. 7, 2014, entitled "Activation of Gateway Device", U.S. Appl. No. 14/201,162.
- US Patent Application filed Mar. 2, 2017, entitled "Generating Risk Profile Using Data of Home Monitoring and Security System", U.S. Appl. No. 15/447,982.
- US Patent Application filed Jan. 28, 2019, entitled "Automation System User Interface With Three-Dimensional Display", U.S. Appl. No. 16/258,858.
- US Patent Application filed Jan. 25, 2019, entitled Communication Protocols in Integrated Systems, U.S. Appl. No. 16/257,706.
- US Patent Application filed Jan. 22, 2019, entitled "Premises System Automation", U.S. Appl. No. 16/254,480.
- US Patent Application filed Jan. 22, 2019, entitled "Data Model for Home Automation", U.S. Appl. No. 16/254,535.
- US Patent Application filed Jan. 3, 2019, entitled "Methods and Systems for Data Communication", U.S. Appl. No. 16/239,114.
- United States Patent and Trademark Office—Before the Patent Trial and Appeal Board, Alarm.com (U.S. Pat. No. 8,350,694B1) (inventors Stephen Scott Trundle & Alison Jane Slavin) V iControl Networks, Inc. (U.S. Appl. No. 13/311,365) (Inventors. Poul j. Dawes, Jim Fulker, Carolyn Wales, Reza Raji, and Gerald Gutt), Patent Interference 106,001 (HHB) (Technology Center 24000), Mar. 31, 2015.
- Topalis E., et al., "A Generic Network Management Architecture Targeted to Support Home Automation Networks and Home Internet Connectivity, Consumer Electronics, IEEE Transactions," 2000, vol. 46 (1), pp. 44-51.
- Supplementary Non-Final Office Action dated Oct. 28, 2010 for U.S. Appl. No. 12/630,092, filed Dec. 3, 2009.
- Supplementary European Search Report for Application No. EP2191351, dated Jun. 23, 2014, 2 pages.
- Supplementary Partial European Search Report for Application No. EP09807196, dated Nov. 17, 2014, 5 pages.
- Supplementary European Search Report for Application No. EP11827671, dated Mar. 10, 2015, 2 pages.
- Supplementary European Search Report for Application No. EP10819658, dated Mar. 10, 2015, 2 pages.
- Supplemental European Search Report for Application No. EP05725743.8 dated Sep. 14, 2010, 2 pages.
- Shang, Wei-lai, Study on Application of Embedded Intelligent Area System, Journal of Anyang Institute of Technology, vol. 9, No. 6, pp. 56-57 and 65.
- Security for the Future, Introducing 5804BO—Advanced two-way wireless remote technology, Advertisement, ADEMCO Group, Syosset, NY, circa 1997.
- Security for the Future, Introducing 5804B0—Advanced two-way wireless remote technology, Advertisement, ADEMCO Group, Syosset, NY, circa 1997.
- Requirement for Restriction/Election dated Oct. 24, 2012 for U.S. Appl. No. 12/750,470, filed Mar. 30, 2010.
- Requirement for Restriction/Election dated Jan. 22, 2013 for U.S. Appl. No. 13/104,936, filed May 10, 2011.
- Requirement for Restriction/Election dated Jan. 22, 2013 for U.S. Appl. No. 13/104,932, filed May 10, 2011.
- PCT Application filed on Nov. 17, 2016, entitled "Mobile Premises Automation Platform", PCT/US2016/062519.
- PCT Application filed on Oct. 13, 2016, entitled "Coordinated Control of Connected Devices in a Premise", PCT/US2016/056842.
- PCT Application filed on Aug. 17, 2016, entitled "Automation System User Interface", PCT/US2016/047262.
- PCT Application filed on Aug. 16, 2016, entitled "Automation System User Interface", PCT/US2016/047172.
- PCT Application filed on Jul. 7, 2016, entitled "Automation System User Interface with Three-Dimensional Display", PCT/US2016/041353.
- PCT Application filed on Jun. 30, 2016, entitled "Integrated Cloud System with Lightweight Gateway for Premises Automation", PCT/US2016/040451.
- PCT Application filed on Jun. 29, 2016, entitled "Integrated Cloud System for Premises Automation", PCT/US2016/040046.



(56)

**References Cited**

## OTHER PUBLICATIONS

- PCT Application filed on Jun. 9, 2016, entitled "Virtual Device Systems and Methods", PCT/US2016/036674.
- Notice of Allowance dated Oct. 25, 2012 for U.S. Appl. No. 11/084,232, filed Mar. 16, 2005.
- Notice of Allowance dated May 14, 2013 for U.S. Appl. No. 12/637,671, filed Dec. 14, 2009.
- Non-Final Office Action dated May 23, 2013 for U.S. Appl. No. 13/104,936, filed May 10, 2011.
- Non-Final Office Action dated May 23, 2013 for U.S. Appl. No. 13/104,932, filed May 10, 2011.
- Non-Final Office Action dated Jan. 5, 2010 for U.S. Appl. No. 12/019,554, filed Jan. 24, 2008.
- Non-Final Office Action dated Feb. 21, 2013 for U.S. Appl. No. 12/771,372, filed Apr. 30, 2010.
- Non-Final Office Action dated Apr. 13, 2010 for U.S. Appl. No. 11/761,745, filed Jun. 12, 2007.
- Non-Final Office Action dated May 30, 2008 for U.S. Appl. No. 11/084,232, filed Mar. 16, 2005.
- Non-Final Office Action dated Dec. 30, 2009 for U.S. Appl. No. 11/084,232, filed Mar. 16, 2005.
- Non-Final Office Action dated Jun. 27, 2013 for U.S. Appl. No. 12/019,568, filed Jan. 24, 2008.
- Non-Final Office Action dated Nov. 26, 2010 for U.S. Appl. No. 12/197,958, filed Aug. 25, 2008.
- Non-Final Office Action dated Jan. 26, 2012 for U.S. Appl. No. 12/019,568, filed Jan. 24, 2008.
- Non-Final Office Action dated Jul. 22, 2013 for U.S. Appl. No. 12/630,092, filed Dec. 3, 2009.
- Non-Final Office Action dated Dec. 22, 2010 for U.S. Appl. No. 12/197,931, filed Aug. 25, 2008.
- Non-Final Office Action dated Jul. 21, 2010 for U.S. Appl. No. 12/630,092, filed Dec. 3, 2009.
- Non-Final Office Action dated Jan. 18, 2012 for U.S. Appl. No. 12/771,071, filed Apr. 30, 2010.
- "Dragging" The Authoritative Dictionary of IEEE Standard Terms. 7th ed. 2000, p. 337.
- Shang, Wei-Lai, "Study on Application Embedded Intelligent Area System", Journal of Anyang Institute of Technology, Dec. 2010, vol. 9, No. 6, pp. 56-57 and 65.
- US Patent Application filed Mar. 18, 2019, entitled "Server-Based Notification of Alarm Event Subsequent to Communication Failure With Armed Security System", U.S. Appl. No. 16/356,742.
- US Patent Application filed Apr. 23, 2019, entitled "Control System User Interface", U.S. Appl. No. 16/391,625.
- US Patent Application filed Apr. 26, 2019, entitled "Custom Content for Premises Management", U.S. Appl. No. 16/396,368.
- US Patent Application filed Jul. 2, 2019, entitled "Communication Protocols in Integrated Systems", U.S. Appl. No. 16/460,712.
- US Patent Application filed Jul. 26, 2019, entitled "Device Integration Framework", U.S. Appl. No. 16/522,949.
- Non-Final Office Action dated Feb. 18, 2011 for U.S. Appl. No. 12/630,092, filed Dec. 3, 2009.
- Non-Final Office Action dated Aug. 18, 2011 for U.S. Appl. No. 12/197,958, filed Aug. 25, 2008.
- Non-Final Office Action dated Sep. 17, 2012 for U.S. Appl. No. 12/189,780, filed Aug. 11, 2008.
- Non-Final Office Action dated Sep. 16, 2011 for U.S. Appl. No. 12/539,537, filed Aug. 11, 2009.
- Non-Final Office Action dated Sep. 14, 2010 for U.S. Appl. No. 11/084,232, filed Mar. 16, 2005.
- Non-Final Office Action dated Nov. 14, 2012 for U.S. Appl. No. 13/531,757, filed Jun. 25, 2012.
- Non-Final Office Action dated Jul. 13, 2010 for U.S. Appl. No. 12/019,568, filed Jan. 24, 2008.
- Non-Final Office Action dated Sep. 12, 2012 for U.S. Appl. No. 12/952,080, filed Nov. 22, 2010.
- Non-Final Office Action dated Oct. 12, 2012 for U.S. Appl. No. 12/630,092, filed Dec. 3, 2009.
- Non-Final Office Action dated Jul. 12, 2012 for U.S. Appl. No. 12/691,992, filed Jan. 22, 2010.
- Non-Final Office Action dated Apr. 12, 2012 for U.S. Appl. No. 12/770,365, filed Apr. 29, 2010.
- Non-Final Office Action dated Oct. 11, 2012 for U.S. Appl. No. 12/019,568, filed Jan. 24, 2008.
- Non-Final Office Action dated Aug. 10, 2012 for U.S. Appl. No. 12/771,471, filed Apr. 30, 2010.
- Non-Final Office Action dated Dec. 9, 2008 for U.S. Appl. No. 11/084,232, filed Mar. 16, 2005.
- Non-Final Office Action dated Apr. 9, 2012 for U.S. Appl. No. 12/771,624, filed Apr. 30, 2010.
- Non-Final Office Action dated Feb. 8, 2012 for U.S. Appl. No. 12/630,092, filed Dec. 3, 2009.
- Non-Final Office Action dated Feb. 7, 2013 for U.S. Appl. No. 12/970,313, filed Dec. 16, 2010.
- Non-Final Office Action dated Feb. 7, 2012 for U.S. Appl. No. 12/637,671, filed Dec. 14, 2009.
- Non-Final Office Action dated May 5, 2010 for U.S. Appl. No. 12/189,785, filed Aug. 11, 2008.
- Non-Final Office Action dated May 5, 2010 for U.S. Appl. No. 12/189,780, filed Aug. 11, 2008.
- Non-Final Office Action dated Mar. 4, 2013 for U.S. Appl. No. 13/400,477, filed Feb. 20, 2012.
- Non-Final Office Action dated Apr. 4, 2013 for U.S. Appl. No. 12/197,931, filed Aug. 25, 2008.
- Network Working Group, Request for Comments H.Schulzrinne Apr. 1998.
- Lagotek Wireless Home Automation System, May 2006 [retrieved on Aug. 22, 2012].
- J. David Eisenberg, SVG Essentials: Producing Scalable Vector Graphics with XML. O'Reilly & Associates, Inc., Sebastopol, CA 2002.
- International Search Report for Application No. PCT/US2014/050548, dated Mar. 18, 2015, 4 pages.
- International Search Report for Application No. PCT/US13/48324, dated Jan. 14, 2014, 2 pages.
- Indian Patent App. No. 3687/DELNP/2012, corresponds to WO2011/038409 filed on Sep. 28, 2010.
- Gutierrez J.A., "On the Use of IEEE 802.15.4 to Enable Wireless Sensor Networks in Building Automation," Personal, Indoor and Mobile Radio Communications (PIMRC), 15th IEEE International Symposium, 2004, vol. 3, pp. 1865-1869.
- GTI Genex Technologies, Inc. OmniEye.(Trademark). Product Brochure, Sep. 14, 1999 (5 pages).
- GrayElectronics, <http://www.grayelectronics.com>; webpage accessed on Jan. 10, 2018.
- GrayElectronics, "Digitizing TV cameras on TCP/IP Computer Networks," <http://www.grayelectronics.com/default.htm>, printed on Oct. 12, 1999 (2 pages).
- Gong, Li, A Software architecture for open service gateways, Internet Computing, IEEE 5.1, Jan.-Feb. 2001, 64-70.
- Genex Technologies, Genex OmniEye, [www.av-iq.com/avcat/images/documents/pdfs/omnieye%20nightwatchbrochure.pdf](http://www.av-iq.com/avcat/images/documents/pdfs/omnieye%20nightwatchbrochure.pdf); webpage accessed Jan. 10, 2018.
- Genex OmniEye <http://www.qenextech.com/prod01.htm>, 1999 5 pages.
- Form PCT/ISA/237, "PCT Written Opinion of the International Searching Authority of the Application No. PCT/US08/83254," dated Jan. 14, 2009, 7 pages.
- Form PCT/ISA/237, "PCT Written Opinion of the International Searching Authority for the Application No. PCT/US11/53136," dated Jan. 5, 2012.
- Form PCT/ISA/237, "PCT Written Opinion of the International Searching Authority for the Application No. PCT/US11/35994," dated Sep. 28, 2011, 11 pages.
- Form PCT/ISA/237, "PCT Written Opinion of the International Searching Authority for the Application No. PCT/US11/34858," dated Oct. 3, 2011, 8 pages.
- Form PCT/ISA/237, "PCT Written Opinion of the International Searching Authority for the Application No. PCT/US10/57674," dated Mar. 2, 2011, 6 pages.



(56)

**References Cited**

## OTHER PUBLICATIONS

Form PCT/ISA/237, "PCT Written Opinion of the International Searching Authority for the Application No. PCT/US10/50585," dated Dec. 30, 2010, 7 pages.

Form PCT/ISA/237, "PCT Written Opinion of the International Searching Authority for the Application No. PCT/US09/55559," dated Nov. 12, 2009, 6 pages.

Form PCT/ISA/237, "PCT Written Opinion of the International Searching Authority for the Application No. PCT/US09/53485," dated Oct. 22, 2009, 8 pages.

Form PCT/ISA/237, "PCT Written Opinion of the International Searching Authority for the Application No. PCT/US08/74260," dated Nov. 13, 2008, 6 pages.

Form PCT/ISA/237, "PCT Written Opinion of the International Searching Authority for the Application No. PCT/US08/74246," dated Nov. 14, 2008, 6 pages.

Form PCT/ISA/237, "PCT Written Opinion of the International Searching Authority for the Application No. PCT/US08/72831," dated Nov. 4, 2008, 6 pages.

Form PCT/ISA/237, "PCT Written Opinion of the International Searching Authority for the Application No. PCT/US08/08766," dated May 23, 2006, 5 pages.

Form PCT/ISA/237, "PCT Written Opinion of the International Searching Authority for the Application No. PCT/US05/08766," dated May 23, 2006, 5 pages.

Gateway Registry Methods and Systems, U.S. Appl. No. 13/486,276, filed Jun. 1, 2012.

Indian Patent App. No. 10698/DELNP/2012, corresponds to W02011/143273 filed Nov. 17, 2011.

US Patent Application filed Aug. 23, 2019, entitled "Premises System Management Using Status Signal" U.S. Appl. No. 16/549,837.

"File", The Authoritative Dictionary of IEEE Standard Terms. 7th ed. 2000, pp. 453.

"Icon", Newton's Telecom Dictionary, 21st ed., Mar. 2005.

US Patent Application filed Apr. 17, 2020, entitled "Method and System for Providing Alternate Network Access", U.S. Appl. No. 16/852,072.

US Patent Application filed Apr. 17, 2020, entitled "Networked Touchscreen With Integrated Interfaces", U.S. Appl. No. 16/852,058.

US Patent Application filed May 11, 2020, entitled "Control System User Interface", U.S. Appl. No. 16/871,151.

US Patent Application filed May 12, 2020, entitled "IP Device Discovery Systems and Methods", U.S. Appl. No. 15/930,029.

US Patent Application filed May 19, 2020, entitled "User Interface in a Premises Network", U.S. Appl. No. 16/878,099.

US Patent Application filed May 26, 2020, entitled "Premises Management Configuration and Control", U.S. Appl. No. 16/882,876.

US Patent Application filed Jun. 10, 2020, entitled "Method and System for Communicating With and Controlling an Alarm System From a Remote Server", U.S. Appl. No. 16/898,146.

US Patent Application filed Jun. 24, 2020, entitled "Method and System for Processing Security Event Data", U.S. Appl. No. 16/910,967.

US Patent Application filed Jul. 9, 2020, entitled "Automation System With Mobile Interface", U.S. Appl. No. 16/925,026.

US Patent Application filed Aug. 26, 2020, entitled "Automation System User Interface With Three-Dimensional Display", U.S. Appl. No. 17/003,550.

US Patent Application filed Sep. 10, 2020, entitled "Security System With Networked Touchscreen", U.S. Appl. No. 17/017,519.

US Patent Application filed Sep. 11, 2020, entitled "Management of Applications for a Device Located At a Premises", U.S. Appl. No. 17/018,901.

\* cited by examiner



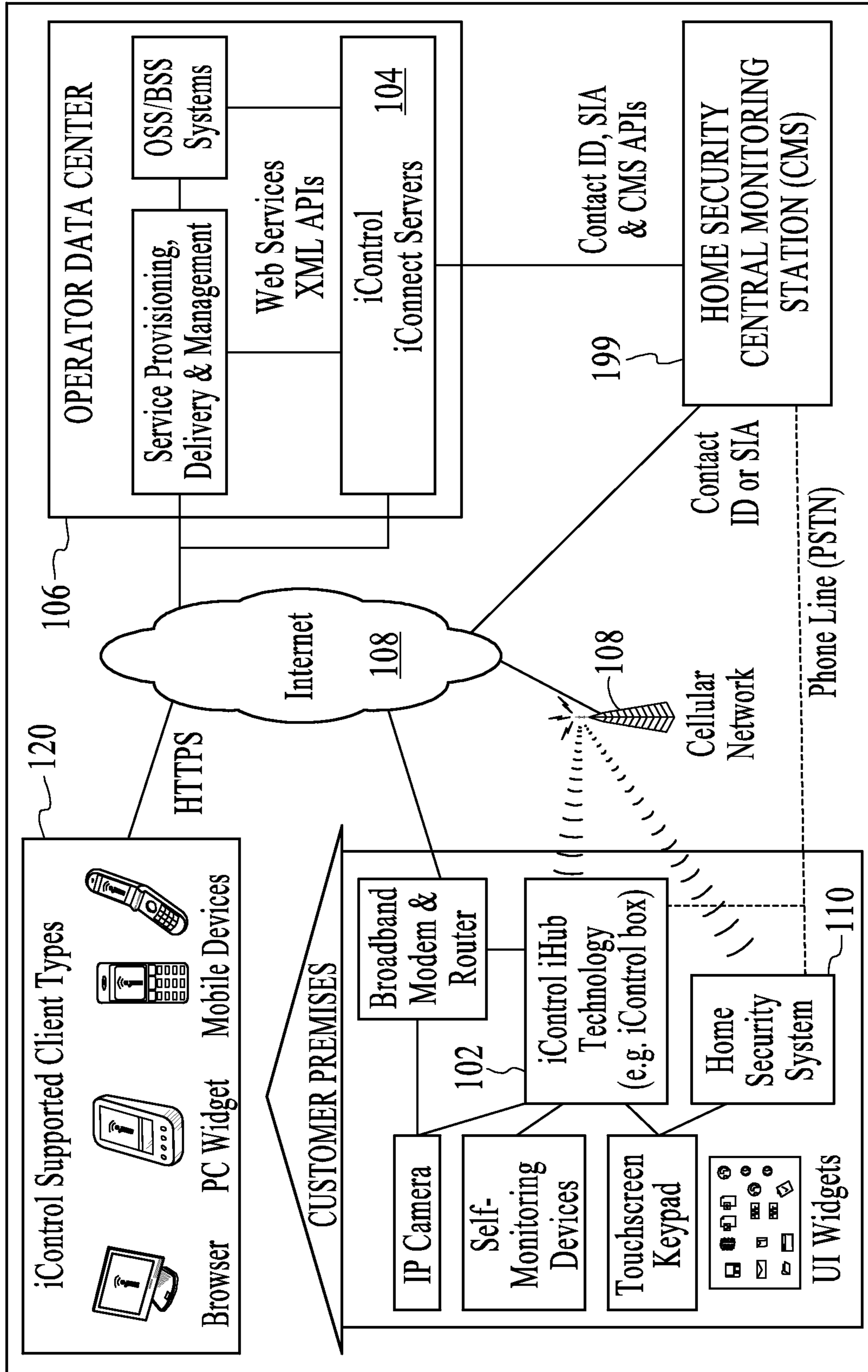


FIG. 1

100



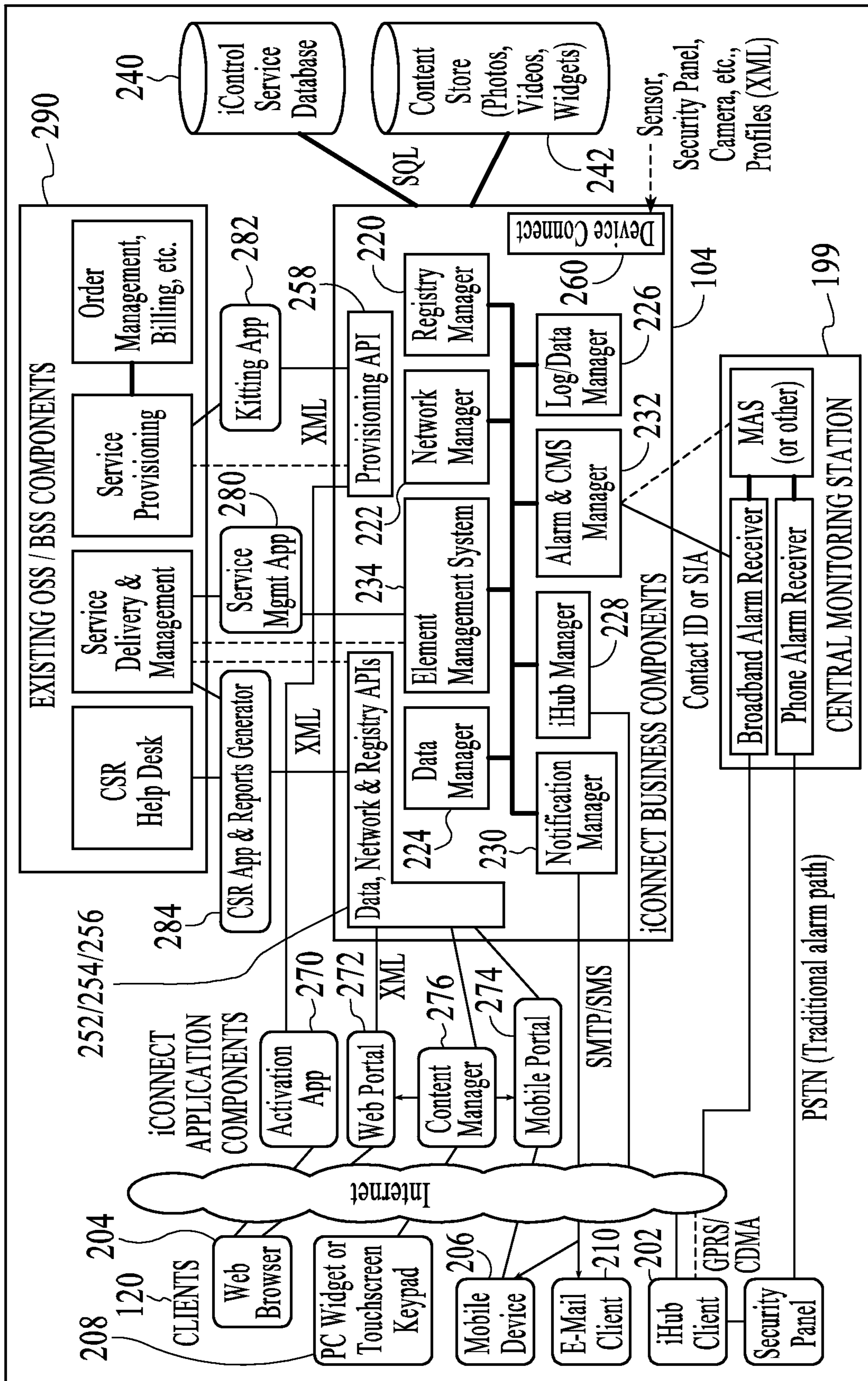


FIG. 2



102

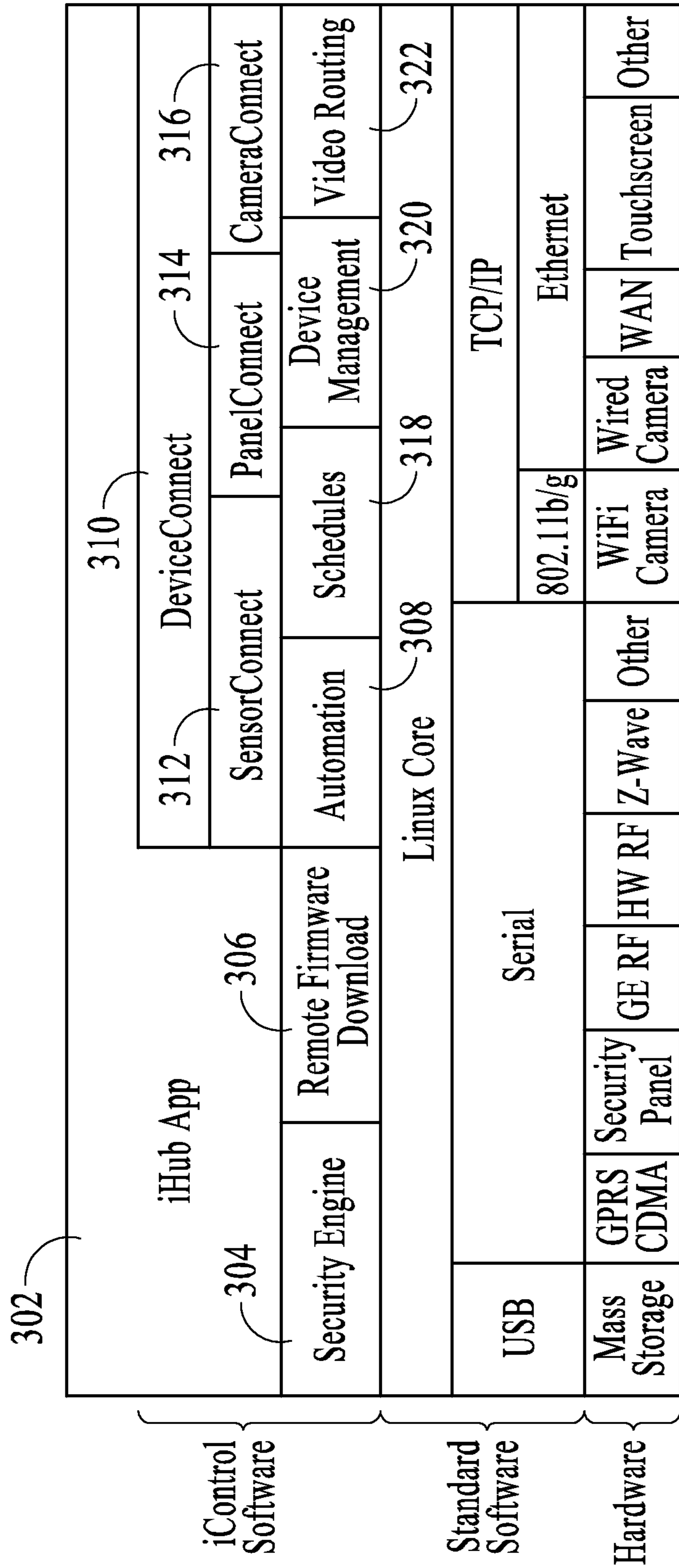


FIG.3



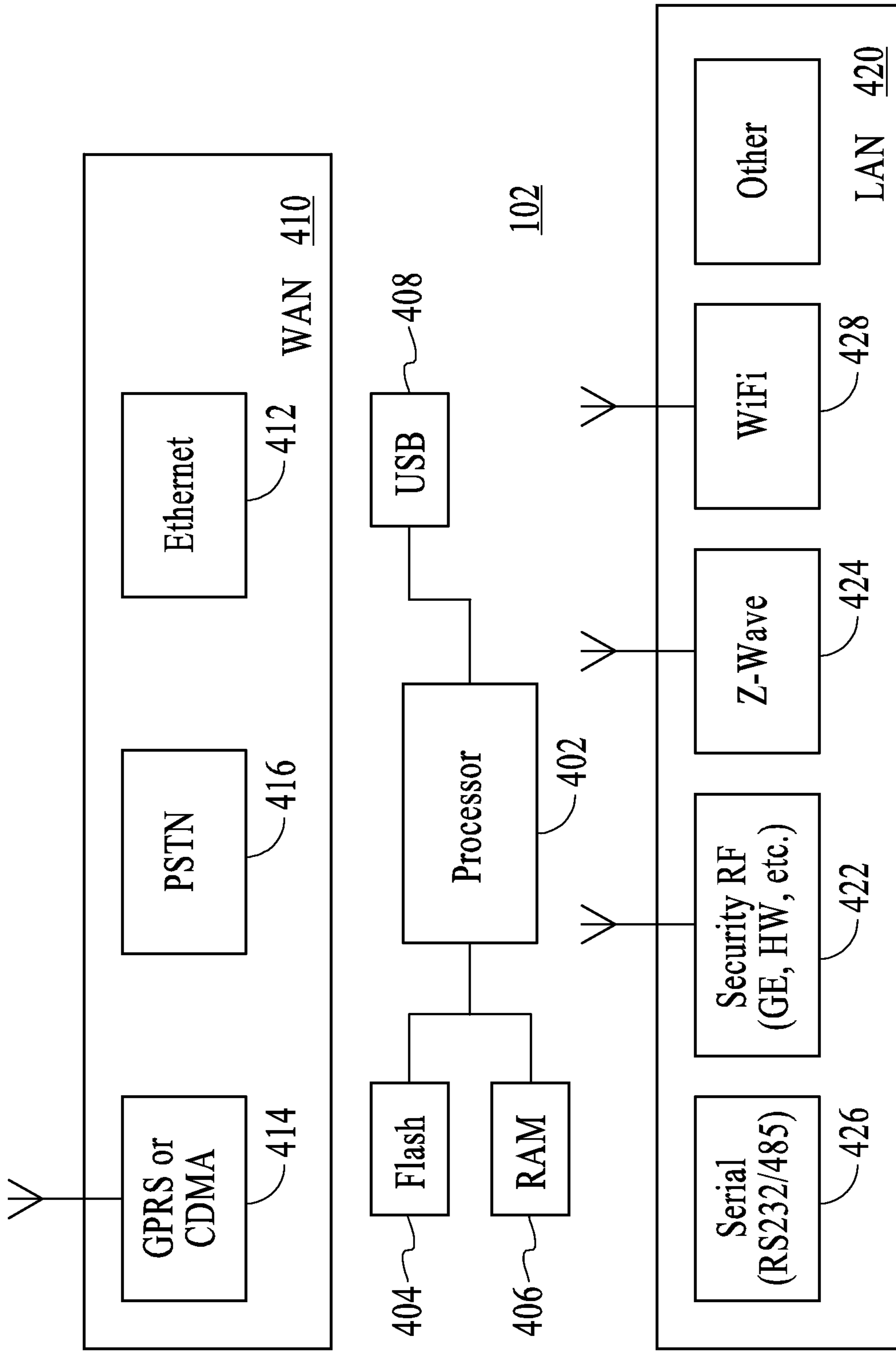
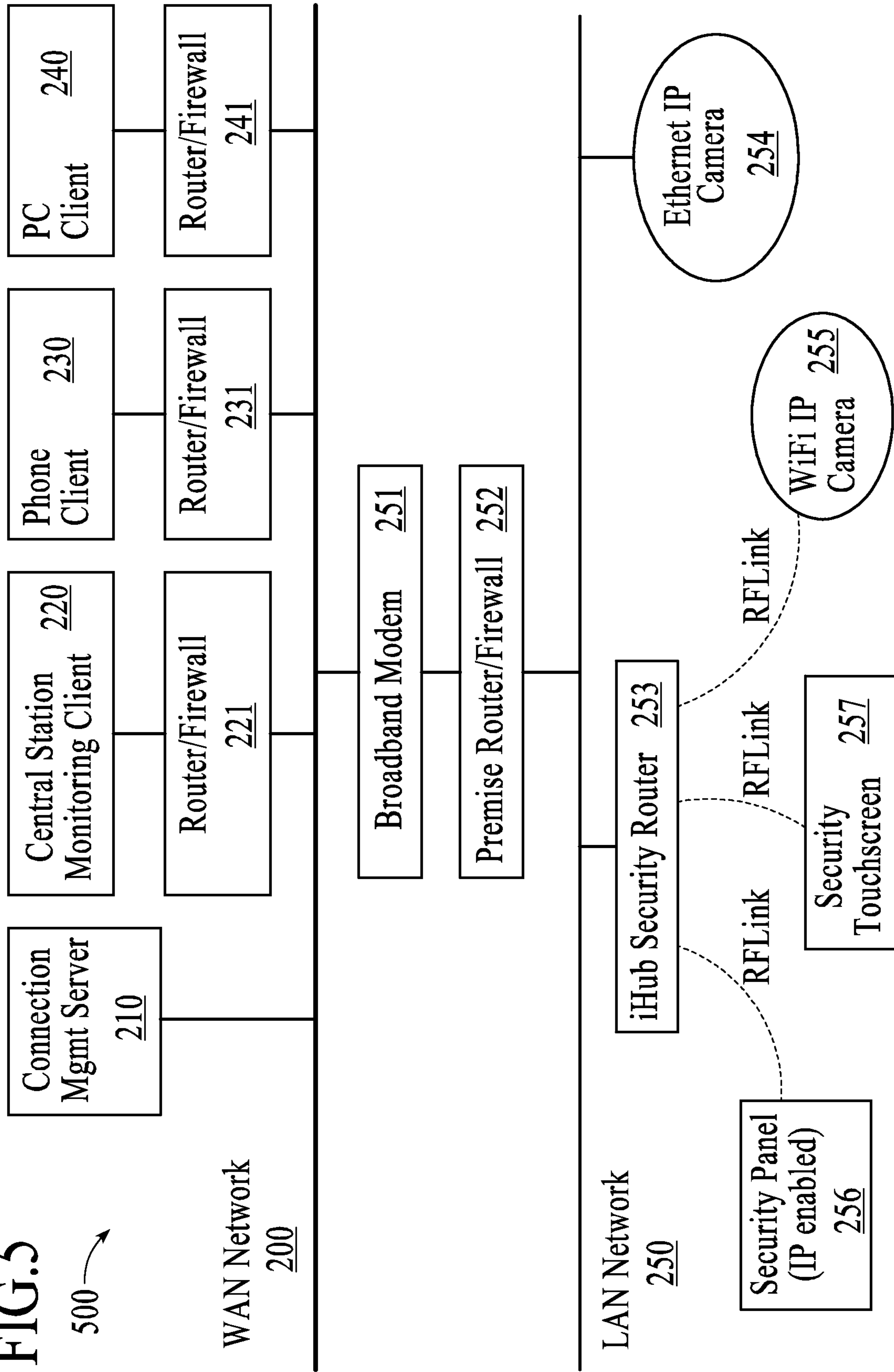


FIG.4

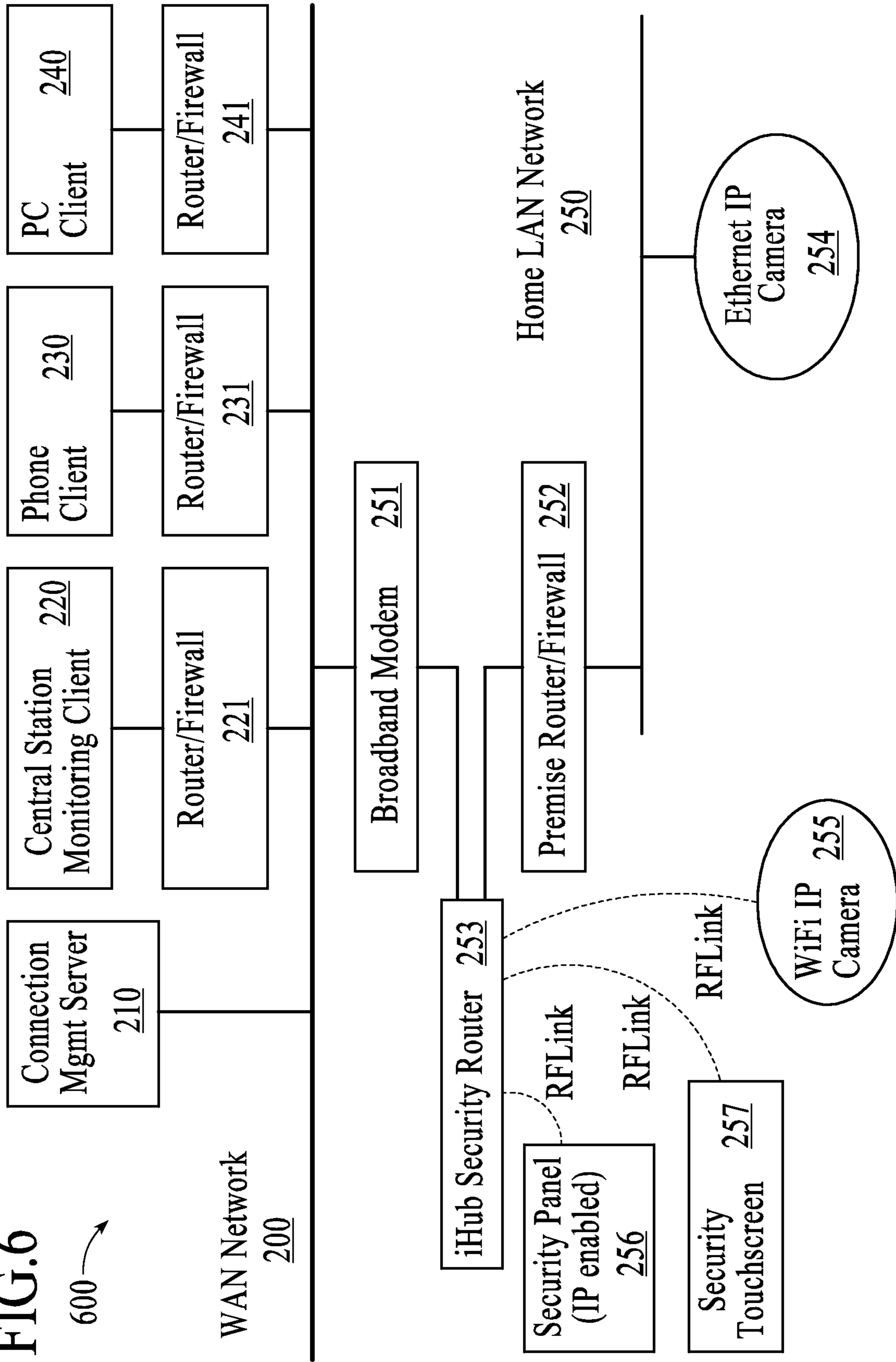


**FIG. 5**  
500





**FIG. 6**  
600





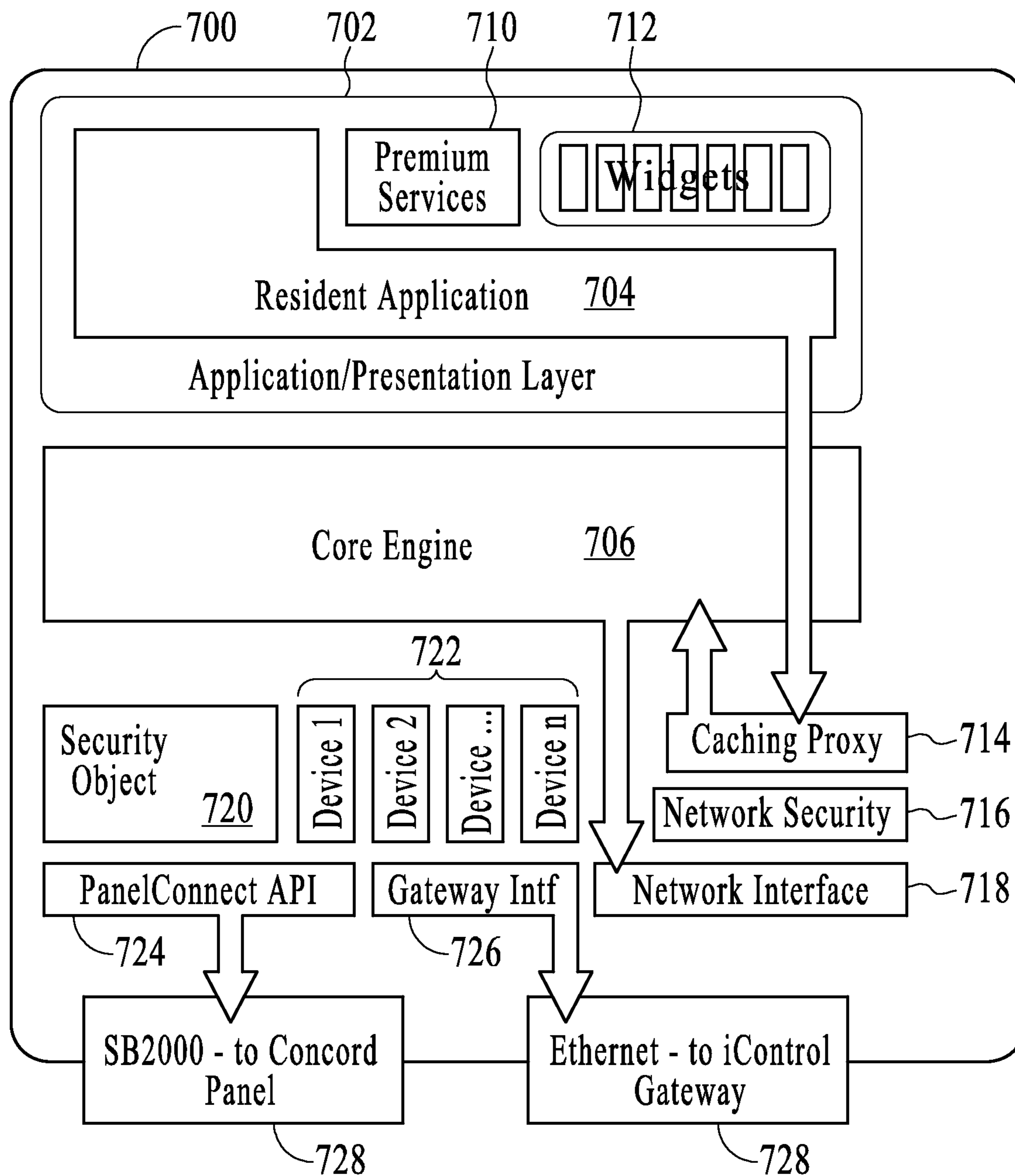


FIG. 7



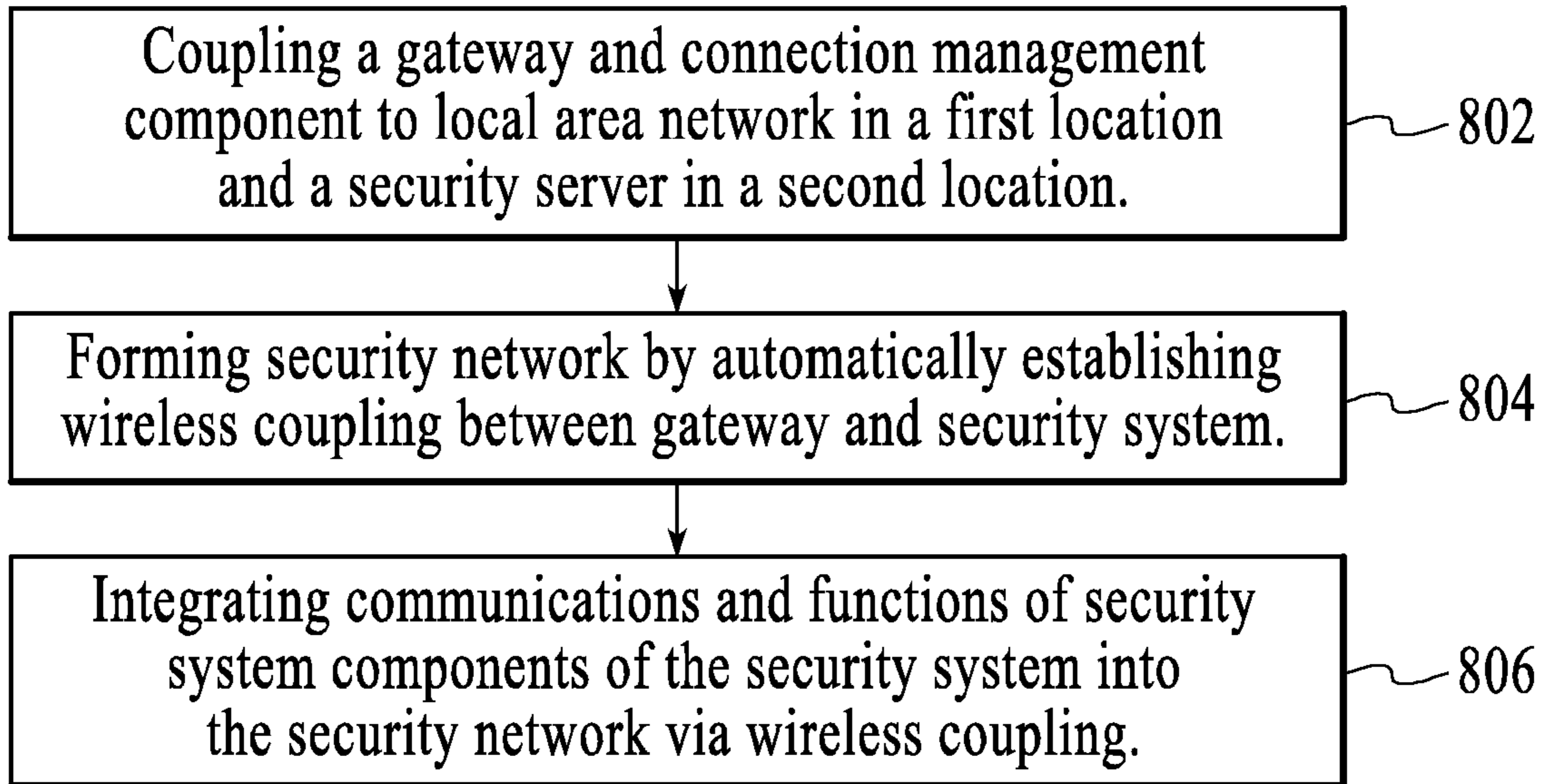


FIG.8 800

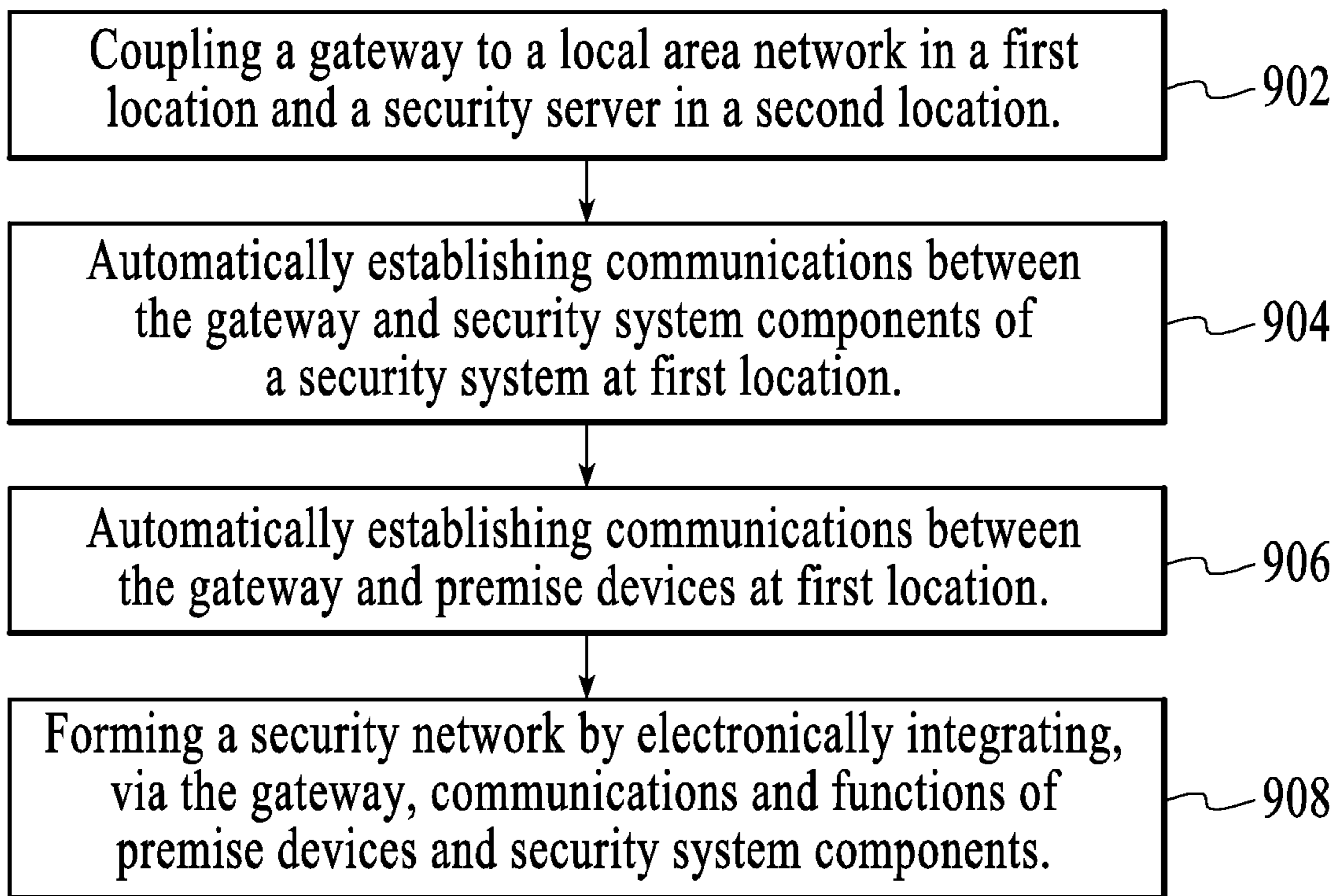


FIG.9 900

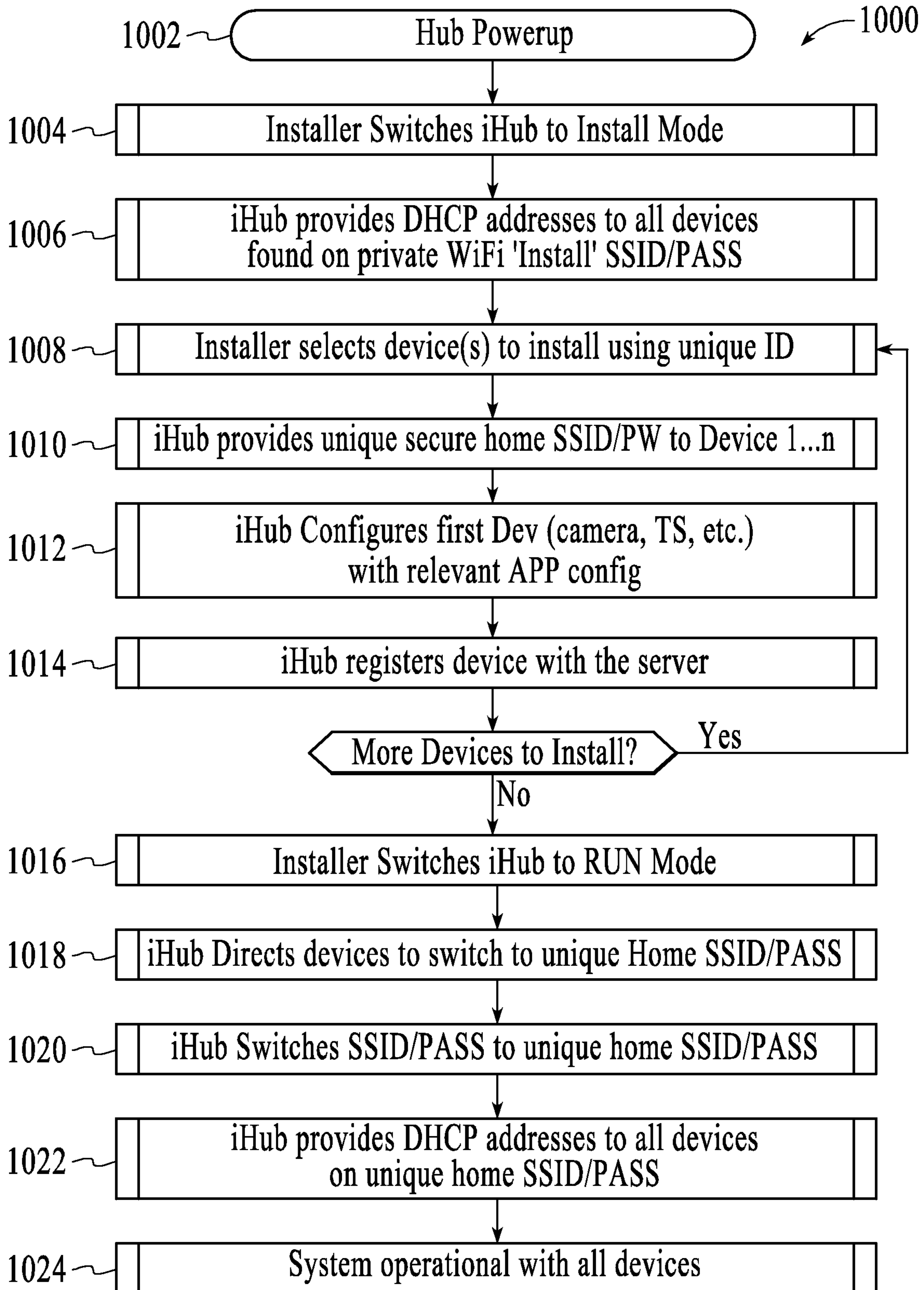


FIG.10



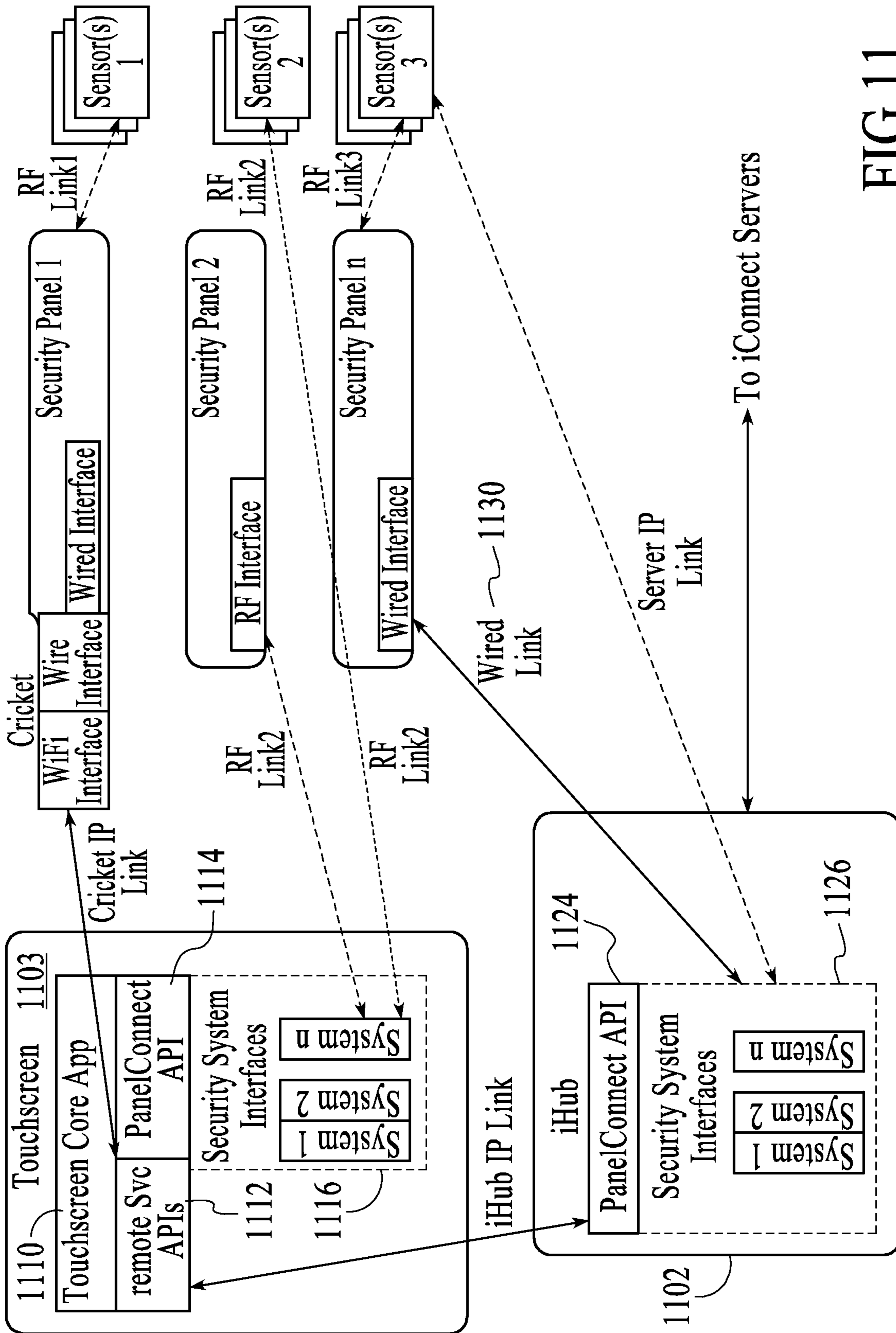


FIG.11

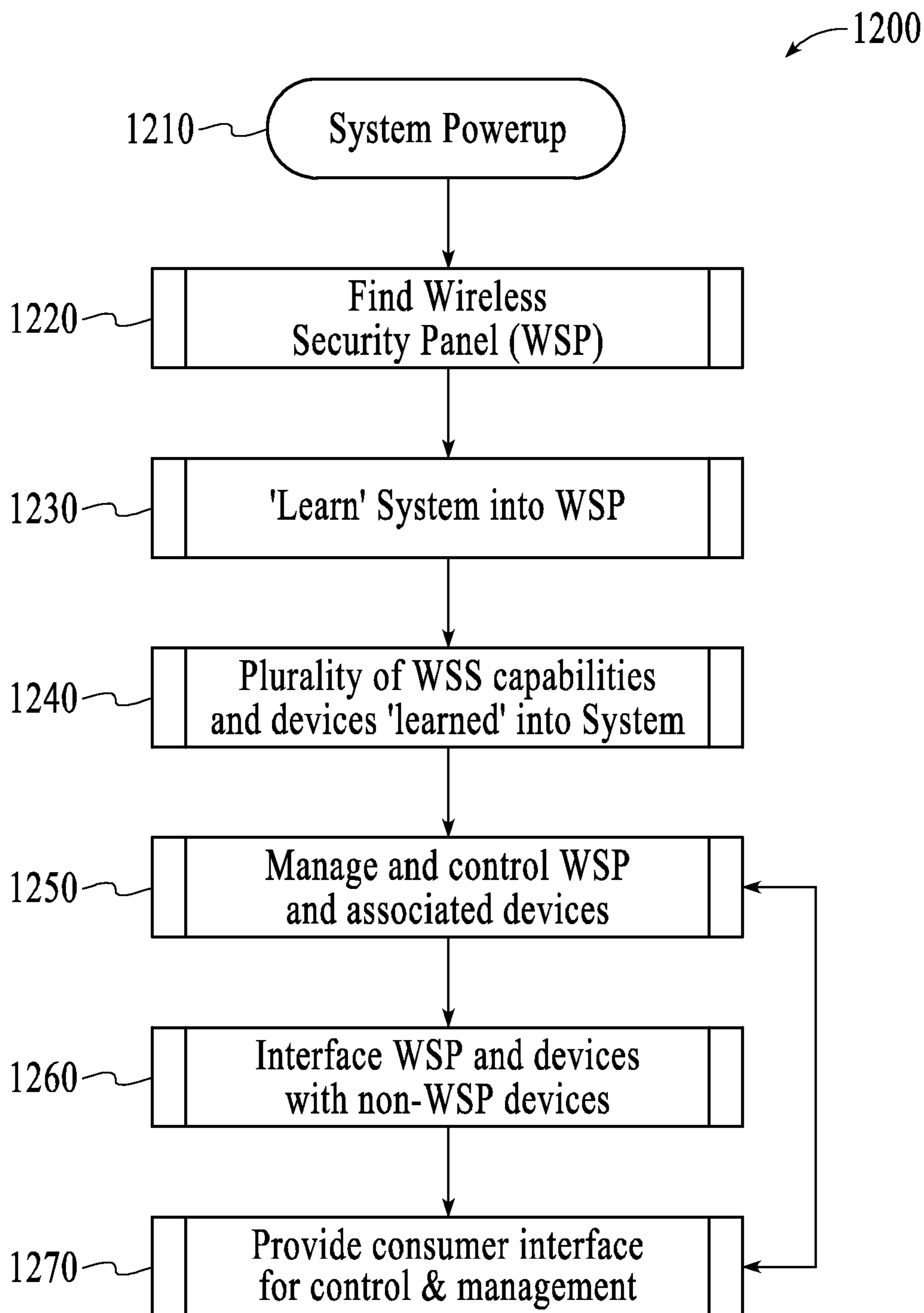


FIG.12



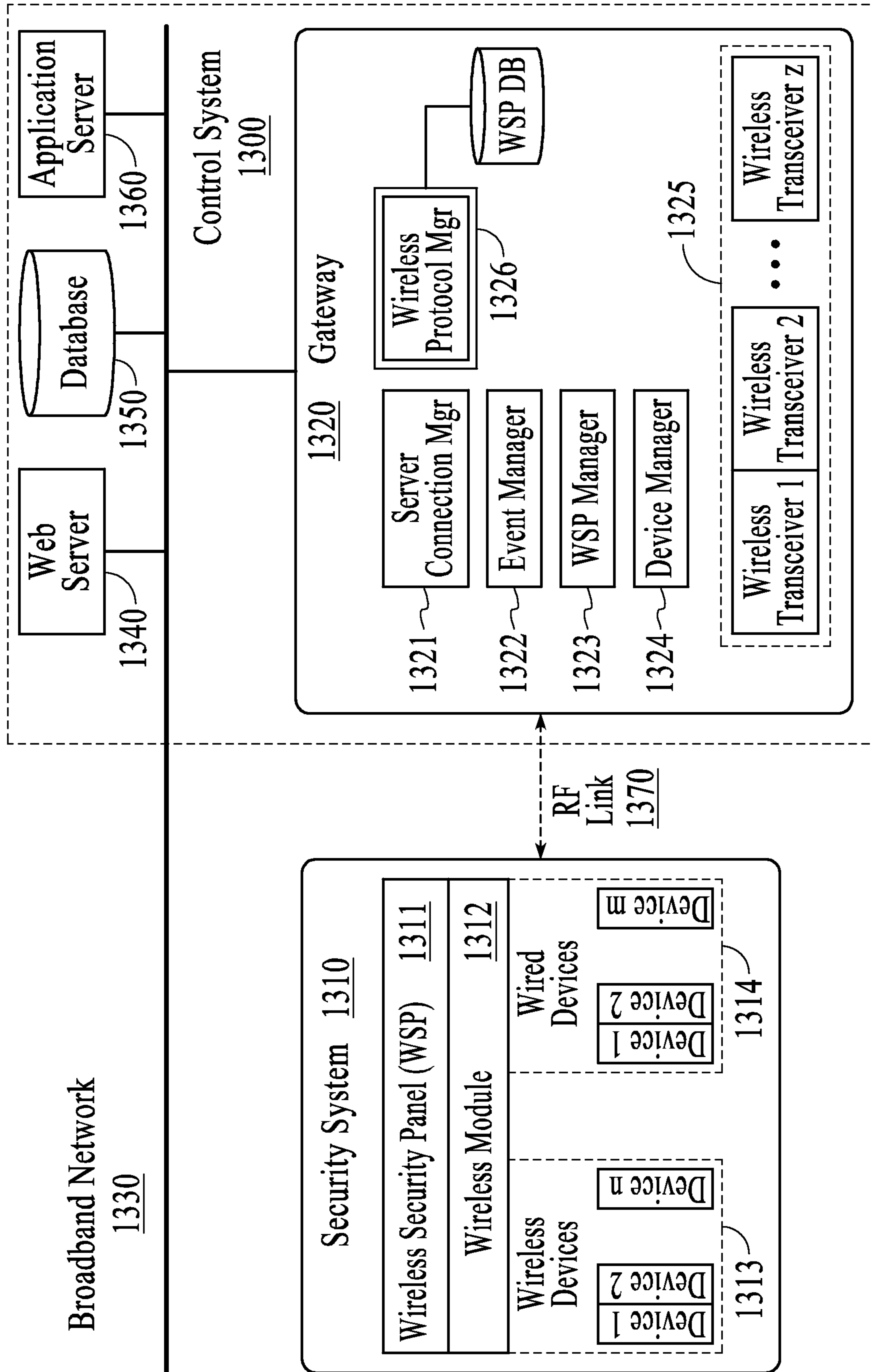


FIG.13

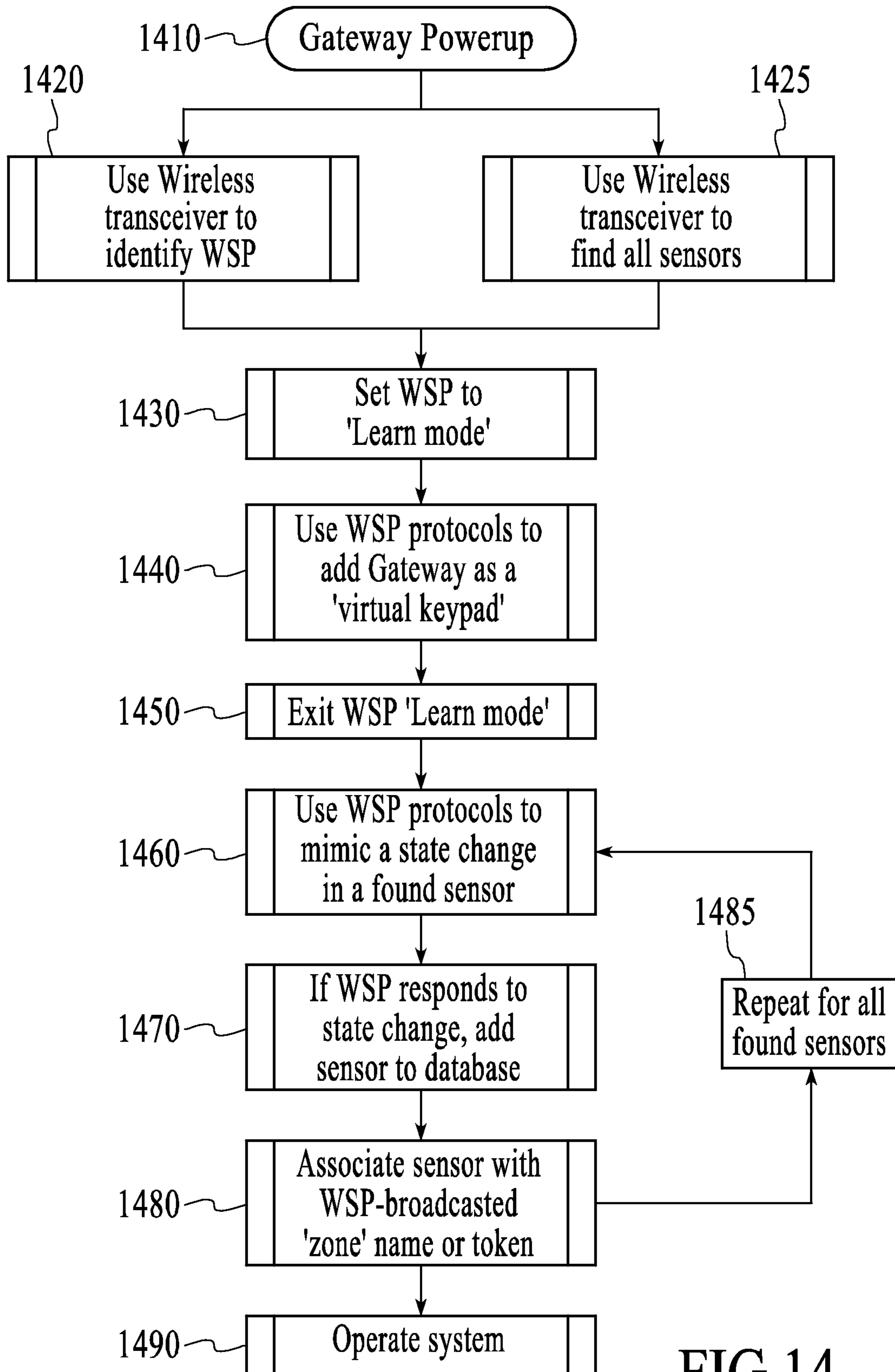


FIG.14



## PREMISE MANAGEMENT SYSTEMS AND METHODS

### RELATED APPLICATIONS

This application is a continuation of U.S. patent application Ser. No. 13/925,181, filed Jun. 24, 2013, which is a continuation in part of Ser. No. 13/718,851, filed Dec. 18, 2012, and is a continuation-in-part of U.S. patent application Ser. No. 13/531,757, filed Jun. 25, 2012, and is a continuation-in-part of U.S. patent application Ser. No. 13/335,279, filed Dec. 22, 2011, and is a continuation-in-part of U.S. patent application Ser. No. 13/311,365, filed Dec. 5, 2011, issued as U.S. Pat. No. 9,141,276 on Sep. 22, 2015, and is a continuation-in-part of U.S. patent application Ser. No. 13/104,932, filed May 10, 2011, and is a continuation-in-part of U.S. patent application Ser. No. 12/750,470, filed Mar. 30, 2010, issued as U.S. Pat. No. 9,191,228 on Nov. 17, 2015, and is a continuation-in-part of U.S. patent application Ser. No. 12/637,671, filed Dec. 14, 2009, issued as U.S. Pat. No. 8,478,871 on Jul. 2, 2013, and is a continuation-in-part of U.S. patent application Ser. No. 12/539,537, filed Aug. 11, 2009, and is a continuation of U.S. patent application Ser. No. 12/189,757, filed Aug. 11, 2008, issued as U.S. Pat. No. 8,473,619 on Jun. 25, 2013, and is a continuation-in-part of U.S. patent application Ser. No. 12/019,568, filed Jan. 24, 2008, and is a continuation-in-part of U.S. patent application Ser. No. 11/761,745, filed Jun. 12, 2007, issued as U.S. Pat. No. 8,635,350 on Jan. 21, 2014.

U.S. patent application Ser. No. 12/189,757 claims the benefit of U.S. Patent Application No. 61/087,967, filed Aug. 11, 2008, and claims the benefit of U.S. Patent Application No. 61/023,493, filed Jan. 25, 2008, and claims the benefit of U.S. Patent Application No. 61/023,489, filed Jan. 25, 2008, and claims the benefit of U.S. Patent Application No. 61/023,496, filed Jan. 25, 2008, and is a continuation-in-part of U.S. patent application Ser. No. 12/019,568, filed Jan. 24, 2008, and is a continuation-in-part of U.S. patent application Ser. No. 12/019,554, filed Jan. 24, 2008, issued as U.S. Pat. No. 7,911,341 on Mar. 22, 2011, and claims the benefit of U.S. Patent Application No. 61/019,162, filed Jan. 4, 2008, and claims the benefit of U.S. Patent Application No. 61/019,167, filed Jan. 4, 2008, and claims the benefit of U.S. Patent Application No. 60/987,359, filed Nov. 12, 2007, and claims the benefit of U.S. Patent Application No. 60/987,366, filed Nov. 12, 2007, and claims the benefit of U.S. Patent Application No. 60/957,997, filed Aug. 24, 2007, and claims the benefit of U.S. Patent Application No. 60/968,005, filed Aug. 24, 2007, and claims the benefit of U.S. Patent Application No. 60/955,172, filed Aug. 10, 2007, and is a continuation-in-part of U.S. patent application Ser. No. 11/761,745, filed Jun. 12, 2007, issued as U.S. Pat. No. 8,635,350 on Jan. 21, 2014, and is a continuation-in-part of U.S. patent application Ser. No. 11/761,718, filed Jun. 12, 2007, issued as U.S. Pat. No. 7,771,796 on May 4, 2010, and is a continuation-in-part of U.S. patent application Ser. No. 11/084,232, filed on Mar. 16, 2005, issued as U.S. Pat. No. 8,335,842 on Dec. 18, 2012.

### BACKGROUND

The field of home and small business security is dominated by technology suppliers who build comprehensive 'closed' security systems, where the individual components (sensors, security panels, keypads) operate solely within the confines of a single vendor solution. For example, a wireless motion sensor from vendor A cannot be used with a security

panel from vendor B. Each vendor typically has developed sophisticated proprietary wireless technologies to enable the installation and management of wireless sensors, with little or no ability for the wireless devices to operate separate from the vendor's homogeneous system. Furthermore, these traditional systems are extremely limited in their ability to interface either to a local or wide area standards-based network (such as an IP network); most installed systems support only a low-bandwidth, intermittent connection utilizing phone lines or cellular (RF) backup systems. Wireless security technology from providers such as GE Security, Honeywell, and DSC/Tyco are well known in the art, and are examples of this proprietary approach to security systems for home and business.

Furthermore, with the proliferation of the internet, ethernet and WiFi local area networks (LANs) and advanced wide area networks (WANs) that offer high bandwidth, low latency connections (broadband), as well as more advanced wireless WAN data networks (e.g. GPRS or CDMA 1xRTT) there increasingly exists the networking capability to extend these traditional security systems to offer enhanced functionality. In addition, the proliferation of broadband access has driven a corresponding increase in home and small business networking technologies and devices. It is desirable to extend traditional security systems to encompass enhanced functionality such as the ability to control and manage security systems from the world wide web, cellular telephones, or advanced function internet-based devices. Other desired functionality includes an open systems approach to interface home security systems to home and small business networks.

Due to the proprietary approach described above, the traditional vendors are the only ones capable of taking advantage of these new network functions. To date, even though the vast majority of home and business customers have broadband network access in their premises, most security systems do not offer the advanced capabilities associated with high speed, low-latency LANs and WANs. This is primarily because the proprietary vendors have not been able to deliver such technology efficiently or effectively. Solution providers attempting to address this need are becoming known in the art, including three categories of vendors: traditional proprietary hardware providers such as Honeywell and GE Security; third party hard-wired module providers such as Alarm.com, NextAlarm, and uControl; and new proprietary systems providers such as InGrid.

A disadvantage of the prior art technologies of the traditional proprietary hardware providers arises due to the continued proprietary approach of these vendors. As they develop technology in this area it once again operates only with the hardware from that specific vendor, ignoring the need for a heterogeneous, cross-vendor solution. Yet another disadvantage of the prior art technologies of the traditional proprietary hardware providers arises due to the lack of experience and capability of these companies in creating open internet and web based solutions, and consumer friendly interfaces.

A disadvantage of the prior art technologies of the third party hard-wired module providers arises due to the installation and operational complexities and functional limitations associated with hardwiring a new component into existing security systems. Moreover, a disadvantage of the prior art technologies of the new proprietary systems providers arises due to the need to discard all prior technologies, and implement an entirely new form of security system to access the new functionalities associated with broadband and wireless data networks. There remains, therefore, a need



for systems, devices, and methods that easily interface to and control the existing proprietary security technologies utilizing a variety of wireless technologies.

### SUMMARY

A premises management system may comprise a gateway device. The gateway device may be configured to determine one or more premises devices of the premises management system. The gateway may be configured to send a request to communicate with the premises devices. The gateway device may be configured to receive an indication of a communication protocol associated with the premises devices. The gateway device may be configured to communicate with the premises devices using the communication protocol.

### BRIEF DESCRIPTION OF THE DRAWINGS

FIG. 1 is a block diagram of an example integrated security system.

FIG. 2 is a block diagram of example components of an integrated security system.

FIG. 3 is a block diagram of example gateway software or applications.

FIG. 4 is a block diagram of example gateway components.

FIG. 5 is a block diagram of example IP device integration with a premise network.

FIG. 6 is a block diagram of example IP device integration with a premise network.

FIG. 7 is a block diagram of an example touchscreen.

FIG. 8 is a flow diagram for an example method of forming a security network including integrated security system components.

FIG. 9 is a flow diagram for an example method of forming a security network including integrated security system components and network devices.

FIG. 10 is a flow diagram for an example installation of an IP device into a private network environment.

FIG. 11 is a block diagram showing example communications among IP devices of a private network environment.

FIG. 12 is a flow diagram of an example method of integrating an external control and management application system with an existing security system.

FIG. 13 is a block diagram of an example integrated security system wirelessly interfacing to proprietary security systems.

FIG. 14 is a flow diagram for an example method of wirelessly 'learning' the gateway into an existing security system and discovering extant sensors.

### DETAILED DESCRIPTION

An integrated security system is described that integrates broadband and mobile access and control with conventional security systems and premise devices to provide a tri-mode security network (broadband, cellular/GSM, POTS access) that enables users to remotely stay connected to their premises. The integrated security system, while delivering remote premise monitoring and control functionality to conventional monitored premise protection, complements existing premise protection equipment. The integrated security system integrates into the premise network and couples wirelessly with the conventional security panel, enabling broadband access to premise security systems. Automation devices (cameras, lamp modules, thermostats, etc.) can be

added, enabling users to remotely see live video and/or pictures and control home devices via their personal web portal or webpage, mobile phone, and/or other remote client device. Users can also receive notifications via email or text message when happenings occur, or do not occur, in their home.

Although the detailed description herein contains many specifics for the purposes of illustration, anyone of ordinary skill in the art will appreciate that many variations and alterations to the following details are within the scope of the embodiments described herein. Thus, the following illustrative embodiments are set forth without any loss of generality to, and without imposing limitations upon, the claimed invention.

In accordance with the embodiments described herein, a wireless system (e.g., radio frequency (RF)) is provided that enables a security provider or consumer to extend the capabilities of an existing RF-capable security system or a non-RF-capable security system that has been upgraded to support RF capabilities. The system includes an RF-capable Gateway device (physically located within RF range of the RF-capable security system) and associated software operating on the Gateway device. The system also includes a web server, application server, and remote database providing a persistent store for information related to the system.

The security systems of an embodiment, referred to herein as the iControl security system or integrated security system, extend the value of traditional home security by adding broadband access and the advantages of remote home monitoring and home control through the formation of a security network including components of the integrated security system integrated with a conventional premise security system and a premise local area network (LAN). With the integrated security system, conventional home security sensors, cameras, touchscreen keypads, lighting controls, and/or Internet Protocol (IP) devices in the home (or business) become connected devices that are accessible anywhere in the world from a web browser, mobile phone or through content-enabled touchscreens. The integrated security system experience allows security operators to both extend the value proposition of their monitored security systems and reach new consumers that include broadband users interested in staying connected to their family, home and property when they are away from home.

The integrated security system of an embodiment includes security servers (also referred to herein as iConnect servers or security network servers) and an iHub gateway (also referred to herein as the gateway, the iHub, or the iHub client) that couples or integrates into a home network (e.g., LAN) and communicates directly with the home security panel, in both wired and wireless installations. The security system of an embodiment automatically discovers the security system components (e.g., sensors, etc.) belonging to the security system and connected to a control panel of the security system and provides consumers with full two-way access via web and mobile portals. The gateway supports various wireless protocols and can interconnect with a wide range of control panels offered by security system providers. Service providers and users can then extend the system's capabilities with the additional IP cameras, lighting modules or security devices such as interactive touchscreen keypads. The integrated security system adds an enhanced value to these security systems by enabling consumers to stay connected through email and SMS alerts, photo push, event-based video capture and rule-based monitoring and notifications. This solution extends the reach of home security to households with broadband access.



The integrated security system builds upon the foundation afforded by traditional security systems by layering broadband and mobile access, IP cameras, interactive touch-screens, and an open approach to home automation on top of traditional security system configurations. The integrated security system is easily installed and managed by the security operator, and simplifies the traditional security installation process, as described below.

The integrated security system provides an open systems solution to the home security market. As such, the foundation of the integrated security system customer premises equipment (CPE) approach has been to abstract devices, and allows applications to manipulate and manage multiple devices from any vendor. The integrated security system DeviceConnect technology that enables this capability supports protocols, devices, and panels from GE Security and Honeywell, as well as consumer devices using Z-Wave, IP cameras (e.g., Ethernet, wifi, and Homeplug), and IP touch-screens. The DeviceConnect is a device abstraction layer that enables any device or protocol layer to interoperate with integrated security system components. This architecture enables the addition of new devices supporting any of these interfaces, as well as add entirely new protocols.

The benefit of DeviceConnect is that it provides supplier flexibility. The same consistent touchscreen, web, and mobile user experience operate unchanged on whatever security equipment selected by a security system provider, with the system provider's choice of IP cameras, backend data center and central station software.

The integrated security system provides a complete system that integrates or layers on top of a conventional host security system available from a security system provider. The security system provider therefore can select different components or configurations to offer (e.g., CDMA, GPRS, no cellular, etc.) as well as have iControl modify the integrated security system configuration for the system provider's specific needs (e.g., change the functionality of the web or mobile portal, add a GE or Honeywell-compatible TouchScreen, etc.).

The integrated security system integrates with the security system provider infrastructure for central station reporting directly via Broadband and GPRS alarm transmissions. Traditional dial-up reporting is supported via the standard panel connectivity. Additionally, the integrated security system provides interfaces for advanced functionality to the CMS, including enhanced alarm events, system installation optimizations, system test verification, video verification, 2-way voice over IP and GSM.

The integrated security system is an IP centric system that includes broadband connectivity so that the gateway augments the existing security system with broadband and GPRS connectivity. If broadband is down or unavailable GPRS may be used, for example. The integrated security system supports GPRS connectivity using an optional wireless package that includes a GPRS modem in the gateway. The integrated security system treats the GPRS connection as a higher cost though flexible option for data transfers. In an embodiment the GPRS connection is only used to route alarm events (e.g., for cost), however the gateway can be configured (e.g., through the iConnect server interface) to act as a primary channel and pass any or all events over GPRS. Consequently, the integrated security system does not interfere with the current plain old telephone service (POTS) security panel interface. Alarm events can still be routed through POTS; however the gateway also allows such events to be routed through a broadband or GPRS connection as well. The integrated security system provides

a web application interface to the CSR tool suite as well as XML web services interfaces for programmatic integration between the security system provider's existing call center products. The integrated security system includes, for example, APIs that allow the security system provider to integrate components of the integrated security system into a custom call center interface. The APIs include XML web service APIs for integration of existing security system provider call center applications with the integrated security system service. All functionality available in the CSR Web application is provided with these API sets. The Java and XML-based APIs of the integrated security system support provisioning, billing, system administration, CSR, central station, portal user interfaces, and content management functions, to name a few. The integrated security system can provide a customized interface to the security system provider's billing system, or alternatively can provide security system developers with APIs and support in the integration effort.

The integrated security system provides or includes business component interfaces for provisioning, administration, and customer care to name a few. Standard templates and examples are provided with a defined customer professional services engagement to help integrate OSS/BSS systems of a Service Provider with the integrated security system.

The integrated security system components support and allow for the integration of customer account creation and deletion with a security system. The iConnect APIs provides access to the provisioning and account management system in iConnect and provide full support for account creation, provisioning, and deletion. Depending on the requirements of the security system provider, the iConnect APIs can be used to completely customize any aspect of the integrated security system backend operational system.

The integrated security system includes a gateway that supports the following standards-based interfaces, to name a few: Ethernet IP communications via Ethernet ports on the gateway, and standard XML/TCP/IP protocols and ports are employed over secured SSL sessions; USB 2.0 via ports on the gateway; 802.11b/g/n IP communications; GSM/GPRS RF WAN communications; CDMA 1xRTT RF WAN communications (optional, can also support EVDO and 3G technologies).

The gateway supports the following proprietary interfaces, to name a few: interfaces including Dialog RF network (319.5 MHz) and RS485 Superbus 2000 wired interface; RF mesh network (908 MHz); and interfaces including RF network (345 MHz) and RS485/RS232bus wired interfaces.

Regarding security for the IP communications (e.g., authentication, authorization, encryption, anti-spoofing, etc), the integrated security system uses SSL to encrypt all IP traffic, using server and client-certificates for authentication, as well as authentication in the data sent over the SSL-encrypted channel. For encryption, integrated security system issues public/private key pairs at the time/place of manufacture, and certificates are not stored in any online storage in an embodiment.

The integrated security system does not need any special rules at the customer premise and/or at the security system provider central station because the integrated security system makes outgoing connections using TCP over the standard HTTP and HTTPS ports. Provided outbound TCP connections are allowed then no special requirements on the firewalls are necessary.

FIG. 1 is a block diagram of the integrated security system 100, under an embodiment. The integrated security system



**100** of an embodiment includes the gateway **102** and the security servers **104** coupled to the conventional home security system **110**. At a customer's home or business, the gateway **102** connects and manages the diverse variety of home security and self-monitoring devices. The gateway **102** communicates with the iConnect Servers **104** located in the service provider's data center **106** (or hosted in integrated security system data center), with the communication taking place via a communication network **108** or other network (e.g., cellular network, internet, etc.). These servers **104** manage the system integrations necessary to deliver the integrated system service described herein. The combination of the gateway **102** and the iConnect servers **104** enable a wide variety of remote client devices **120** (e.g., PCs, mobile phones and PDAs) allowing users to remotely stay in touch with their home, business and family. In addition, the technology allows home security and self-monitoring information, as well as relevant third party content such as traffic and weather, to be presented in intuitive ways within the home, such as on advanced touchscreen keypads.

The integrated security system service (also referred to as iControl service) can be managed by a service provider via browser-based Maintenance and Service Management applications that are provided with the iConnect Servers. Or, if desired, the service can be more tightly integrated with existing OS SB SS and service delivery systems via the iConnect web services-based XML APIs.

The integrated security system service can also coordinate the sending of alarms to the home security Central Monitoring Station (CMS) **199**. Alarms are passed to the CMS **199** using standard protocols such as Contact ID or SIA and can be generated from the home security panel location as well as by iConnect server **104** conditions (such as lack of communications with the integrated security system). In addition, the link between the security servers **104** and CMS **199** provides tighter integration between home security and self-monitoring devices and the gateway **102**. Such integration enables advanced security capabilities such as the ability for CMS personnel to view photos taken at the time a burglary alarm was triggered. For maximum security, the gateway **102** and iConnect servers **104** support the use of a mobile network (both GPRS and CDMA options are available) as a backup to the primary broadband connection.

The integrated security system service is delivered by hosted servers running software components that communicate with a variety of client types while interacting with other systems. FIG. 2 is a block diagram of components of the integrated security system **100**, under an embodiment. Following is a more detailed description of the components.

The iConnect servers **104** support a diverse collection of clients **120** ranging from mobile devices, to PCs, to in-home security devices, to a service provider's internal systems. Most clients **120** are used by end-users, but there are also a number of clients **120** that are used to operate the service.

Clients **120** used by end-users of the integrated security system **100** include, but are not limited to, the following:

Clients based on gateway client applications **202** (e.g., a processor-based device running the gateway technology that manages home security and automation devices).

A web browser **204** accessing a Web Portal application, performing end-user configuration and customization of the integrated security system service as well as monitoring of in-home device status, viewing photos and video, etc. Device and user management can also be performed by this portal application.

A mobile device **206** (e.g., PDA, mobile phone, etc.) accessing the integrated security system Mobile Portal. This type of client **206** is used by end-users to view system status and perform operations on devices (e.g., turning on a lamp, arming a security panel, etc.) rather than for system configuration tasks such as adding a new device or user.

PC or browser-based "widget" containers **208** that present integrated security system service content, as well as other third-party content, in simple, targeted ways (e.g. a widget that resides on a PC desktop and shows live video from a single in-home camera).

Touchscreen home security keypads **208** and advanced in-home devices that present a variety of content widgets via an intuitive touchscreen user interface.

Notification recipients **210** (e.g., cell phones that receive SMS-based notifications when certain events occur (or don't occur), email clients that receive an email message with similar information, etc.).

Custom-built clients (not shown) that access the iConnect web services XML API to interact with users' home security and self-monitoring information in new and unique ways. Such clients could include new types of mobile devices, or complex applications where integrated security system content is integrated into a broader set of application features.

In addition to the end-user clients, the iConnect servers **104** support PC browser-based Service Management clients that manage the ongoing operation of the overall service. These clients run applications that handle tasks such as provisioning, service monitoring, customer support and reporting.

There are numerous types of server components of the iConnect servers **104** of an embodiment including, but not limited to, the following: Business Components which manage information about all of the home security and self-monitoring devices; End-User Application Components which display that information for users and access the Business Components via published XML APIs; and Service Management Application Components which enable operators to administer the service (these components also access the Business Components via the XML APIs, and also via published SNMP MIBs).

The server components provide access to, and management of, the objects associated with an integrated security system installation. The top-level object is the "network." It is a location where a gateway **102** is located, and is also commonly referred to as a site or premises; the premises can include any type of structure (e.g., home, office, warehouse, etc.) at which an gateway **102** is located. Users can only access the networks to which they have been granted permission. Within a network, every object monitored by the gateway **102** is called a device. Devices include the sensors, cameras, home security panels and automation devices, as well as the controller or processor-based device running the gateway applications.

Various types of interactions are possible between the objects in a system. Automations define actions that occur as a result of a change in state of a device. For example, take a picture with the front entry camera when the front door sensor changes to "open". Notifications are messages sent to users to indicate that something has occurred, such as the front door going to "open" state, or has not occurred (referred to as an iWatch notification). Schedules define changes in device states that are to take place at predefined days and times. For example, set the security panel to "Armed" mode every weeknight at 11:00 pm.



The iConnect Business Components are responsible for orchestrating all of the low-level service management activities for the integrated security system service. They define all of the users and devices associated with a network (site), analyze how the devices interact, and trigger associated actions (such as sending notifications to users). All changes in device states are monitored and logged. The Business Components also manage all interactions with external systems as required, including sending alarms and other related self-monitoring data to the home security Central Monitoring System (CMS) **199**. The Business Components are implemented as portable Java J2EE Servlets, but are not so limited.

The following iConnect Business Components manage the main elements of the integrated security system service, but the embodiment is not so limited:

A Registry Manager **220** defines and manages users and networks. This component is responsible for the creation, modification and termination of users and networks. It is also where a user's access to networks is defined.

A Network Manager **222** defines and manages security and self-monitoring devices that are deployed on a network (site). This component handles the creation, modification, deletion and configuration of the devices, as well as the creation of automations, schedules and notification rules associated with those devices.

A Data Manager **224** manages access to current and logged state data for an existing network and its devices. This component specifically does not provide any access to network management capabilities, such as adding new devices to a network, which are handled exclusively by the Network Manager **222**.

To achieve optimal performance for all types of queries, data for current device states is stored separately from historical state data (a.k.a. "logs") in the database. A Log Data Manager **226** performs ongoing transfers of current device state data to the historical data log tables.

Additional iConnect Business Components handle direct communications with certain clients and other systems, for example:

An iHub Manager **228** directly manages all communications with iHub clients, including receiving information about device state changes, changing the configuration of devices, and pushing new versions of the iHub client to the hardware it is running on.

A Notification Manager **230** is responsible for sending all notifications to clients via SMS (mobile phone messages), email (via a relay server like an SMTP email server), etc.

An Alarm and CMS Manager **232** sends critical server-generated alarm events to the home security Central Monitoring Station (CMS) and manages all other communications of integrated security system service data to and from the CMS.

The Element Management System (EMS) **234** is an iControl Business Component that manages all activities associated with service installation, scaling and monitoring, and filters and packages service operations data for use by service management applications. The SNMP MIBs published by the EMS can also be incorporated into any third party monitoring system if desired.

The iConnect Business Components store information about the objects that they manage in the iControl Service Database **240** and in the iControl Content Store **242**. The iControl Content Store is used to store media objects like

video, photos and widget content, while the Service Database stores information about users, networks, and devices. Database interaction is performed via a JDBC interface. For security purposes, the Business Components manage all data storage and retrieval.

The iControl Business Components provide web services-based APIs that application components use to access the Business Components' capabilities. Functions of application components include presenting integrated security system service data to end-users, performing administrative duties, and integrating with external systems and back-office applications.

The primary published APIs for the iConnect Business Components include, but are not limited to, the following:

A Registry Manager API **252** provides access to the Registry Manager Business Component's functionality, allowing management of networks and users.

A Network Manager API **254** provides access to the Network Manager Business Component's functionality, allowing management of devices on a network.

A Data Manager API **256** provides access to the Data Manager Business Component's functionality, such as setting and retrieving (current and historical) data about device states.

A Provisioning API **258** provides a simple way to create new networks and configure initial default properties.

Each API of an embodiment includes two modes of access: Java API or XML API. The XML APIs are published as web services so that they can be easily accessed by applications or servers over a network. The Java APIs are a programmer-friendly wrapper for the XML APIs. Application components and integrations written in Java should generally use the Java APIs rather than the XML APIs directly.

The iConnect Business Components also have an XML-based interface **260** for quickly adding support for new devices to the integrated security system. This interface **260**, referred to as DeviceConnect **260**, is a flexible, standards-based mechanism for defining the properties of new devices and how they can be managed. Although the format is flexible enough to allow the addition of any type of future device, pre-defined XML profiles are currently available for adding common types of devices such as sensors (SensorConnect), home security panels (PanelConnect) and IP cameras (CameraConnect).

The iConnect End-User Application Components deliver the user interfaces that run on the different types of clients supported by the integrated security system service. The components are written in portable Java J2EE technology (e.g., as Java Servlets, as JavaServer Pages (JSPs), etc.) and they all interact with the iControl Business Components via the published APIs.

The following End-User Application Components generate CSS-based HTML/JavaScript that is displayed on the target client. These applications can be dynamically branded with partner-specific logos and URL links (such as Customer Support, etc.). The End-User Application Components of an embodiment include, but are not limited to, the following:

An iControl Activation Application **270** that delivers the first application that a user sees when they set up the integrated security system service. This wizard-based web browser application securely associates a new user with a purchased gateway and the other devices included with it as a kit (if any). It primarily uses functionality published by the Provisioning API.

An iControl Web Portal Application **272** runs on PC browsers and delivers the web-based interface to the



integrated security system service. This application allows users to manage their networks (e.g. add devices and create automations) as well as to view/change device states, and manage pictures and videos. Because of the wide scope of capabilities of this application, it uses three different Business Component APIs that include the Registry Manager API, Network Manager API, and Data Manager API, but the embodiment is not so limited.

An iControl Mobile Portal **274** is a small-footprint web-based interface that runs on mobile phones and PDAs. This interface is optimized for remote viewing of device states and pictures/videos rather than network management. As such, its interaction with the Business Components is primarily via the Data Manager API. Custom portals and targeted client applications can be provided that leverage the same Business Component APIs used by the above applications.

A Content Manager Application Component **276** delivers content to a variety of clients. It sends multimedia-rich user interface components to widget container clients (both PC and browser-based), as well as to advanced touchscreen keypad clients. In addition to providing content directly to end-user devices, the Content Manager **276** provides widget-based user interface components to satisfy requests from other Application Components such as the iControl Web **272** and Mobile **274** portals.

A number of Application Components are responsible for overall management of the service. These pre-defined applications, referred to as Service Management Application Components, are configured to offer off-the-shelf solutions for production management of the integrated security system service including provisioning, overall service monitoring, customer support, and reporting, for example. The Service Management Application Components of an embodiment include, but are not limited to, the following:

A Service Management Application **280** allows service administrators to perform activities associated with service installation, scaling and monitoring/alerting. This application interacts heavily with the Element Management System (EMS) Business Component to execute its functionality, and also retrieves its monitoring data from that component via protocols such as SNMP MIBs.

A Kitting Application **282** is used by employees performing service provisioning tasks. This application allows home security and self-monitoring devices to be associated with gateways during the warehouse kitting process.

A CSR Application and Report Generator **284** is used by personnel supporting the integrated security system service, such as CSRs resolving end-user issues and employees enquiring about overall service usage. Pushes of new gateway firmware to deployed gateways is also managed by this application.

The iConnect servers **104** also support custom-built integrations with a service provider's existing OSS/BSS, CSR and service delivery systems **290**. Such systems can access the iConnect web services XML API to transfer data to and from the iConnect servers **104**. These types of integrations can compliment or replace the PC browser-based Service Management applications, depending on service provider needs.

As described above, the integrated security system of an embodiment includes an gateway, or iHub. The gateway of an embodiment includes a device that is deployed in the

home or business and couples or connects the various third-party cameras, home security panels, sensors and devices to the iConnect server over a WAN connection as described in detail herein. The gateway couples to the home network and communicates directly with the home security panel in both wired and wireless sensor installations. The gateway is configured to be low-cost, reliable and thin so that it complements the integrated security system network-based architecture.

The gateway supports various wireless protocols and can interconnect with a wide range of home security control panels. Service providers and users can then extend the system's capabilities by adding IP cameras, lighting modules and additional security devices. The gateway is configurable to be integrated into many consumer appliances, including set-top boxes, routers and security panels. The small and efficient footprint of the gateway enables this portability and versatility, thereby simplifying and reducing the overall cost of the deployment.

FIG. 3 is a block diagram of the gateway **102** including gateway software or applications, under an embodiment. The gateway software architecture is relatively thin and efficient, thereby simplifying its integration into other consumer appliances such as set-top boxes, routers, touch screens and security panels. The software architecture also provides a high degree of security against unauthorized access. This section describes the various key components of the gateway software architecture.

The gateway application layer **302** is the main program that orchestrates the operations performed by the gateway. The Security Engine **304** provides robust protection against intentional and unintentional intrusion into the integrated security system network from the outside world (both from inside the premises as well as from the WAN). The Security Engine **304** of an embodiment comprises one or more sub-modules or components that perform functions including, but not limited to, the following:

Encryption including 128-bit SSL encryption for gateway and iConnect server communication to protect user data privacy and provide secure communication.

Bi-directional authentication between the gateway and iConnect server in order to prevent unauthorized spoofing and attacks. Data sent from the iConnect server to the gateway application (or vice versa) is digitally signed as an additional layer of security. Digital signing provides both authentication and validation that the data has not been altered in transit.

Camera SSL encapsulation because picture and video traffic offered by off-the-shelf networked IP cameras is not secure when traveling over the Internet. The gateway provides for 128-bit SSL encapsulation of the user picture and video data sent over the internet for complete user security and privacy.

802.11b/g/n with WPA-2 security to ensure that wireless camera communications always takes place using the strongest available protection.

An gateway-enabled device is assigned a unique activation key for activation with an iConnect server. This ensures that only valid gateway-enabled devices can be activated for use with the specific instance of iConnect server in use. Attempts to activate gateway-enabled devices by brute force are detected by the Security Engine. Partners deploying gateway-enabled devices have the knowledge that only an gateway with the correct serial number and activation key can be activated for use with an iConnect server. Stolen devices, devices attempting to masquerade as gateway-enabled



devices, and malicious outsiders (or insiders as knowledgeable but nefarious customers) cannot effect other customers' gateway-enabled devices.

As standards evolve, and new encryption and authentication methods are proven to be useful, and older mechanisms proven to be breakable, the security manager can be upgraded "over the air" to provide new and better security for communications between the iConnect server and the gateway application, and locally at the premises to remove any risk of eavesdropping on camera communications.

A Remote Firmware Download module **306** allows for seamless and secure updates to the gateway firmware through the iControl Maintenance Application on the server **104**, providing a transparent, hassle-free mechanism for the service provider to deploy new features and bug fixes to the installed user base. The firmware download mechanism is tolerant of connection loss, power interruption and user interventions (both intentional and unintentional). Such robustness reduces down time and customer support issues. Gateway firmware can be remotely download either for one gateway at a time, a group of gateways, or in batches.

The Automations engine **308** manages the user-defined rules of interaction between the different devices (e.g. when door opens turn on the light). Though the automation rules are programmed and reside at the portal/server level, they are cached at the gateway level in order to provide short latency between device triggers and actions.

DeviceConnect **310** includes definitions of all supported devices (e.g., cameras, security panels, sensors, etc.) using a standardized plug-in architecture. The DeviceConnect module **310** offers an interface that can be used to quickly add support for any new device as well as enabling interoperability between devices that use different technologies/protocols. For common device types, pre-defined sub-modules have been defined, making supporting new devices of these types even easier. SensorConnect **312** is provided for adding new sensors, CameraConnect **316** for adding IP cameras, and PanelConnect **314** for adding home security panels.

The Schedules engine **318** is responsible for executing the user defined schedules (e.g., take a picture every five minutes; every day at 8 am set temperature to 65 degrees Fahrenheit, etc.). Though the schedules are programmed and reside at the iConnect server level they are sent to the scheduler within the gateway application. The Schedules Engine **318** then interfaces with SensorConnect **312** to ensure that scheduled events occur at precisely the desired time.

The Device Management module **320** is in charge of all discovery, installation and configuration of both wired and wireless IP devices (e.g., cameras, etc.) coupled or connected to the system. Networked IP devices, such as those used in the integrated security system, require user configuration of many IP and security parameters—to simplify the user experience and reduce the customer support burden, the device management module of an embodiment handles the details of this configuration. The device management module also manages the video routing module described below.

The video routing engine **322** is responsible for delivering seamless video streams to the user with zero-configuration. Through a multi-step, staged approach the video routing engine uses a combination of UPnP port-forwarding, relay server routing and STUN/TURN peer-to-peer routing.

FIG. 4 is a block diagram of components of the gateway **102**, under an embodiment. Depending on the specific set of functionality desired by the service provider deploying the integrated security system service, the gateway **102** can use

any of a number of processors **402**, due to the small footprint of the gateway application firmware. In an embodiment, the gateway could include the Broadcom BCM5354 as the processor for example. In addition, the gateway **102** includes memory (e.g., FLASH **404**, RAM **406**, etc.) and any number of input/output (I/O) ports **408**.

Referring to the WAN portion **410** of the gateway **102**, the gateway **102** of an embodiment can communicate with the iConnect server using a number of communication types and/or protocols, for example Broadband **412**, GPRS **414** and/or Public Switched Telephone Network (PTSN) **416** to name a few. In general, broadband communication **412** is the primary means of connection between the gateway **102** and the iConnect server **104** and the GPRS/CDMA **414** and/or PSTN **416** interfaces acts as back-up for fault tolerance in case the user's broadband connection fails for whatever reason, but the embodiment is not so limited.

Referring to the LAN portion **420** of the gateway **102**, various protocols and physical transceivers can be used to communicate to off-the-shelf sensors and cameras. The gateway **102** is protocol-agnostic and technology-agnostic and as such can easily support almost any device networking protocol. The gateway **102** can, for example, support GE and Honeywell security RF protocols **422**, Z-Wave **424**, serial (RS232 and RS485) **426** for direct connection to security panels as well as WiFi **428** (802.11b/g) for communication to WiFi cameras.

The integrated security system includes couplings or connections among a variety of IP devices or components, and the device management module is in charge of the discovery, installation and configuration of the IP devices coupled or connected to the system, as described above. The integrated security system of an embodiment uses a "sandbox" network to discover and manage all IP devices coupled or connected as components of the system. The IP devices of an embodiment include wired devices, wireless devices, cameras, interactive touchscreens, and security panels to name a few. These devices can be wired via ethernet cable or Wifi devices, all of which are secured within the sandbox network, as described below. The "sandbox" network is described in detail below.

FIG. 5 is a block diagram **500** of network or premise device integration with a premise network **250**, under an embodiment. In an embodiment, network devices **255-257** are coupled to the gateway **102** using a secure network connection such as SSL over an encrypted 802.11 link (utilizing for example WPA-2 security for the wireless encryption), and the gateway **102** is coupled to the premise router/firewall **252** via a coupling with a premise LAN **250**. The premise router/firewall **252** is coupled to a broadband modem **251**, and the broadband modem **251** is coupled to a WAN **200** or other network outside the premise. The gateway **102** thus enables or forms a separate wireless network, or sub-network, that includes some number of devices and is coupled or connected to the LAN **250** of the host premises. The gateway sub-network can include, but is not limited to, any number of other devices like WiFi IP cameras, security panels (e.g., IP-enabled), and security touchscreens, to name a few. The gateway **102** manages or controls the sub-network separately from the LAN **250** and transfers data and information between components of the sub-network and the LAN **250**/WAN **200**, but is not so limited. Additionally, other network devices **254** can be coupled to the LAN **250** without being coupled to the gateway **102**.

FIG. 6 is a block diagram **600** of network or premise device integration with a premise network **250**, under an alternative embodiment. The network or premise devices



255-257 are coupled to the gateway 102, and the gateway 102 is coupled or connected between the premise router/firewall 252 and the broadband modem 251. The broadband modem 251 is coupled to a WAN 200 or other network outside the premise, while the premise router/firewall 252 is coupled to a premise LAN 250. As a result of its location between the broadband modem 251 and the premise router/firewall 252, the gateway 102 can be configured or function as the premise router routing specified data between the outside network (e.g., WAN 200) and the premise router/firewall 252 of the LAN 250. As described above, the gateway 102 in this configuration enables or forms a separate wireless network, or sub-network, that includes the network or premise devices 255-257 and is coupled or connected between the LAN 250 of the host premises and the WAN 200. The gateway sub-network can include, but is not limited to, any number of network or premise devices 255-257 like WiFi IP cameras, security panels (e.g., IP-enabled), and security touchscreens, to name a few. The gateway 102 manages or controls the sub-network separately from the LAN 250 and transfers data and information between components of the sub-network and the LAN 250/WAN 200, but is not so limited. Additionally, other network devices 254 can be coupled to the LAN 250 without being coupled to the gateway 102.

The examples described above with reference to FIGS. 5 and 6 are presented only as examples of IP device integration. The integrated security system is not limited to the type, number and/or combination of IP devices shown and described in these examples, and any type, number and/or combination of IP devices is contemplated within the scope of this disclosure as capable of being integrated with the premise network.

The integrated security system of an embodiment includes an iControl touchscreen (also referred to as the touchscreen or integrated security system touchscreen), as described above, which provides core security keypad functionality, content management and presentation, and embedded systems design. The networked security touchscreen system of an embodiment enables a consumer or security provider to easily and automatically install, configure and manage the security system and touchscreen located at a customer premise. Using this system the customer may access and control the local security system, local IP devices such as cameras, local sensors and control devices (such as lighting controls or pipe freeze sensors), as well as the local security system panel and associated security sensors (such as door/window, motion, and smoke detectors). The customer premise may be a home, business, and/or other location equipped with a wired or wireless broadband IP connection. The system of an embodiment includes a touchscreen with a configurable software user interface, a gateway device (e.g., iHub) that couples or connects to the security panel through a wired or wireless connection, a security panel, and a remote server that provides access to content and information from the premises devices to a user when they are remote from the home. Note that the gateway device may be a separate device or may be physically incorporated into the touchscreen.

The touchscreen of an embodiment is integrated into a premise network using the gateway, as described above. The gateway as described herein functions to enable a separate wireless network, or sub-network, that is coupled, connected, or integrated with a network (e.g., WAN, LAN, etc.) of or coupled to the host premises. The sub-network enabled by the gateway optimizes the installation process for IP devices, like the touchscreen, that couple or connect to the

sub-network by segregating these IP devices from other such devices on the network. This segregation of the IP devices of the sub-network further enables separate security and privacy policies to be implemented for these IP devices so that, where the IP devices are dedicated to specific functions (e.g., security), the security and privacy policies can be tailored specifically for the specific functions. Furthermore, the gateway and the sub-network it forms enables the segregation of data traffic, resulting in faster and more efficient data flow between components of the host network, components of the sub-network, and between components of the sub-network and components of the network.

The touchscreen of an embodiment includes a core functional embedded system that includes an embedded operating system, required hardware drivers, and an open system interface to name a few. The core functional embedded system can be provided by or as a component of a conventional security system (e.g., security system available from GE Security). These core functional units are used with components of the integrated security system as described herein. Note that portions of the touchscreen description below may include reference to a host premise security system (e.g., GE security system), but these references are included only as an example and do not limit the touchscreen to integration with any particular security system.

As an example, regarding the core functional embedded system, a reduced memory footprint version of embedded Linux forms the core operating system in an embodiment, and provides basic TCP/IP stack and memory management functions, along with a basic set of low-level graphics primitives. A set of device drivers is also provided or included that offer low-level hardware and network interfaces. In addition to the standard drivers, an interface to the RS 485 bus is included that couples or connects to the security system panel (e.g., GE Concord panel). The interface may, for example, implement the Superbus 2000 protocol, which can then be utilized by the more comprehensive transaction-level security functions implemented in Panel-Connect technology (e.g. SetAlarmLevel (int level, int partition, char \*accessCode)). Power control drivers are also provided.

FIG. 7 is a block diagram of a touchscreen 700 of the integrated security system, under an embodiment. The touchscreen 700 generally includes an application/presentation layer 702 with a resident application 704, and a core engine 706. The touchscreen 700 also includes one or more of the following, but is not so limited: applications of premium services 710, widgets 712, a caching proxy 714, network security 716, network interface 718, security object 720, applications supporting devices 722, PanelConnect API 724, a gateway interface 726, and one or more ports 728.

More specifically, the touchscreen, when configured as a home security device, includes but is not limited to the following application or software modules: RS 485 and/or RS-232 bus security protocols to conventional home security system panel (e.g., GE Concord panel); functional home security classes and interfaces (e.g. Panel ARM state, Sensor status, etc.); Application/Presentation layer or engine; Resident Application; Consumer Home Security Application; installer home security application; core engine; and System bootloader/Software Updater. The core Application engine and system bootloader can also be used to support other advanced content and applications. This provides a seamless interaction between the premise security application and other optional services such as weather widgets or IP cameras.



An alternative configuration of the touchscreen includes a first Application engine for premise security and a second Application engine for all other applications. The integrated security system application engine supports content standards such as HTML, XML, Flash, etc. and enables a rich consumer experience for all 'widgets', whether security-based or not. The touchscreen thus provides service providers the ability to use web content creation and management tools to build and download any 'widgets' regardless of their functionality.

As discussed above, although the Security Applications have specific low-level functional requirements in order to interface with the premise security system, these applications make use of the same fundamental application facilities as any other 'widget', application facilities that include graphical layout, interactivity, application handoff, screen management, and network interfaces, to name a few.

Content management in the touchscreen provides the ability to leverage conventional web development tools, performance optimized for an embedded system, service provider control of accessible content, content reliability in a consumer device, and consistency between 'widgets' and seamless widget operational environment. In an embodiment of the integrated security system, widgets are created by web developers and hosted on the integrated security system Content Manager (and stored in the Content Store database). In this embodiment the server component caches the widgets and offers them to consumers through the web-based integrated security system provisioning system. The servers interact with the advanced touchscreen using HTTPS interfaces controlled by the core engine and dynamically download widgets and updates as needed to be cached on the touchscreen. In other embodiments widgets can be accessed directly over a network such as the Internet without needing to go through the iControl Content Manager

Referring to FIG. 7, the touchscreen system is built on a tiered architecture, with defined interfaces between the Application/Presentation Layer (the Application Engine) on the top, the Core Engine in the middle, and the security panel and gateway APIs at the lower level. The architecture is configured to provide maximum flexibility and ease of maintenance.

The application engine of the touchscreen provides the presentation and interactivity capabilities for all applications (widgets) that run on the touchscreen, including both core security function widgets and third party content widgets. A fundamental component of the application engine is the Presentation Engine, which includes a set of libraries that implement the standards-based widget content (e.g., XML, HTML, JavaScript, Flash) layout and interactivity. This engine provides the widget with interfaces to dynamically load both graphics and application logic from third parties, support high level data description language as well as standard graphic formats. The set of web content-based functionality available to a widget developer is extended by specific touchscreen functions implemented as local web services by the Core Engine.

The resident application of the touchscreen is the master service that controls the interaction of all widgets (all applications in the system), and enforces the business and security rules required by the service provider. For example, the resident application determines the priority of widgets, thereby enabling a home security widget to override resource requests from a less critical widget (e.g. a weather widget). The resident application also monitors widget behavior, and responds to client or server requests for cache updates.

The core engine of the touchscreen manages interaction with other components of the integrated security system, and provides an interface through which the resident application and authorized widgets can get information about the home security system, set alarms, install sensors, etc. At the lower level, the Core Engine's main interactions are through the PanelConnect API, which handles all communication with the security panel, and the gateway Interface, which handles communication with the gateway. In an embodiment, both the iHub Interface and PanelConnect API are resident and operating on the touchscreen. In another embodiment, the PanelConnect API runs on the gateway or other device that provides security system interaction and is accessed by the touchscreen through a web services interface.

The Core Engine also handles application and service level persistent and cached memory functions, as well as the dynamic provisioning of content and widgets, including but not limited to: flash memory management, local widget and content caching, widget version management (download, cache flush new/old content versions), as well as the caching and synchronization of user preferences. As a portion of these services the Core engine incorporates the bootloader functionality that is responsible for maintaining a consistent software image on the touchscreen, and acts as the client agent for all software updates. The bootloader is configured to ensure full update redundancy so that unsuccessful downloads cannot corrupt the integrated security system.

Video management is provided as a set of web services by the Core Engine. Video management includes the retrieval and playback of local video feeds as well as remote control and management of cameras (all through iControl Camera-Connect technology).

Both the high level application layer and the mid-level core engine of the touchscreen can make calls to the network. Any call to the network made by the application layer is automatically handed off to a local caching proxy, which determines whether the request should be handled locally. Many of the requests from the application layer are web services API requests; although such requests could be satisfied by the iControl servers, they are handled directly by the touchscreen and the gateway. Requests that get through the caching proxy are checked against a white list of acceptable sites, and, if they match, are sent off through the network interface to the gateway. Included in the Network Subsystem is a set of network services including HTTP, HTTPS, and server-level authentication functions to manage the secure client-server interface. Storage and management of certificates is incorporated as a part of the network services layer.

Server components of the integrated security system servers support interactive content services on the touchscreen. These server components include, but are not limited to the content manager, registry manager, network manager, and global registry, each of which is described herein.

The Content Manager oversees aspects of handling widget data and raw content on the touchscreen. Once created and validated by the service provider, widgets are 'ingested' to the Content Manager, and then become available as downloadable services through the integrated security system Content Management APIs. The Content manager maintains versions and timestamp information, and connects to the raw data contained in the backend Content Store database. When a widget is updated (or new content becomes available) all clients registering interest in a widget are systematically updated as needed (a process that can be configured at an account, locale, or system-wide level).



The Registry Manager handles user data, and provisioning accounts, including information about widgets the user has decided to install, and the user preferences for these widgets.

The Network Manager handles getting and setting state for all devices on the integrated security system network (e.g., sensors, panels, cameras, etc.). The Network manager synchronizes with the gateway, the advanced touchscreen, and the subscriber database.

The Global Registry is a primary starting point server for all client services, and is a logical referral service that abstracts specific server locations/addresses from clients (touchscreen, gateway **102**, desktop widgets, etc.). This approach enables easy scaling/migration of server farms.

The gateway **102** of an embodiment, as described herein, enables couplings or connections and thus the flow of information between various components of the host premises and various types and/or combinations of IP devices, where the components of the host premises include a network, a security system or subsystem to name a few. Consequently, the gateway **102** controls the association between and the flow of information or data between the components of the host premises. For example, the gateway **102** of an embodiment forms a sub-network coupled to another network (e.g., WAN, LAN, etc.), with the sub-network including IP devices. The gateway further enables the association of the IP devices of the sub-network with appropriate systems on the premises (e.g., security system, etc.). Therefore, for example, the gateway can form a sub-network of IP devices configured for security functions, and associate the sub-network only with the premises security system, thereby segregating the IP devices dedicated to security from other IP devices that may be coupled to another network on the premises.

FIG. **8** is a flow diagram for a method **800** of forming a security network including integrated security system components, under an embodiment. Generally, the method comprises coupling **802** a gateway comprising a connection management component to a local area network in a first location and a security server in a second location. The method comprises forming **804** a security network by automatically establishing a wireless coupling between the gateway and a security system using the connection management component. The security system of an embodiment comprises security system components located at the first location. The method comprises integrating **806** communications and functions of the security system components into the security network via the wireless coupling.

FIG. **9** is a flow diagram for a method **900** of forming a security network including integrated security system components and network devices, under an embodiment. Generally, the method comprises coupling **902** a gateway to a local area network located in a first location and a security server in a second location. The method comprises automatically establishing **904** communications between the gateway and security system components at the first location, the security system including the security system components. The method comprises automatically establishing **906** communications between the gateway and premise devices at the first location. The method comprises forming **908** a security network by electronically integrating, via the gateway, communications and functions of the premise devices and the security system components.

In an example embodiment, FIG. **10** is a flow diagram **1000** for integration or installation of an IP device into a private network environment, under an embodiment. The variables of an embodiment set at time of installation

include, but are not limited to, one or more of a private SSID/Password, an gateway identifier, a security panel identifier, a user account TS, and a Central Monitoring Station account identification.

An embodiment of the IP device discovery and management begins with a user or installer activating **1002** the gateway and initiating **1004** the install mode of the system. This places the gateway in an install mode. Once in install mode, the gateway shifts to a default (Install) Wifi configuration. This setting will match the default setting for other integrated security system-enabled devices that have been pre-configured to work with the integrated security system. The gateway will then begin to provide **1006** DHCP addresses for these IP devices. Once the devices have acquired a new DHCP address from the gateway, those devices are available for configuration into a new secured Wifi network setting.

The user or installer of the system selects **1008** all devices that have been identified as available for inclusion into the integrated security system. The user may select these devices by their unique IDs via a web page, Touchscreen, or other client interface. The gateway provides **1010** data as appropriate to the devices. Once selected, the devices are configured **1012** with appropriate secured Wifi settings, including SSID and WPA/WPA-2 keys that are used once the gateway switches back to the secured sandbox configuration from the "Install" settings. Other settings are also configured as appropriate for that type of device. Once all devices have been configured, the user is notified and the user can exit install mode. At this point all devices will have been registered **1014** with the integrated security system servers.

The installer switches **1016** the gateway to an operational mode, and the gateway instructs or directs **1018** all newly configured devices to switch to the "secured" Wifi sandbox settings. The gateway then switches **1020** to the "secured" Wifi settings. Once the devices identify that the gateway is active on the "secured" network, they request new DHCP addresses from the gateway which, in response, provides **1022** the new addresses. The devices with the new addresses are then operational **1024** on the secured network.

In order to ensure the highest level of security on the secured network, the gateway can create or generate a dynamic network security configuration based on the unique ID and private key in the gateway, coupled with a randomizing factor that can be based on online time or other inputs. This guarantees the uniqueness of the gateway secured network configuration.

To enable the highest level of performance, the gateway analyzes the RF spectrum of the 802.11x network and determines which frequency band/channel it should select to run.

An alternative embodiment of the camera/IP device management process leverages the local ethernet connection of the sandbox network on the gateway. This alternative process is similar to the Wifi discovery embodiment described above, except the user connects the targeted device to the ethernet port of the sandbox network to begin the process. This alternative embodiment accommodates devices that have not been pre-configured with the default "Install" configuration for the integrated security system.

This alternative embodiment of the IP device discovery and management begins with the user/installer placing the system into install mode. The user is instructed to attach an IP device to be installed to the sandbox ethernet port of the gateway. The IP device requests a DHCP address from the gateway which, in response to the request, provides the



address. The user is presented the device and is asked if he/she wants to install the device. If yes, the system configures the device with the secured Wifi settings and other device-specific settings (e.g., camera settings for video length, image quality etc.). The user is next instructed to disconnect the device from the ethernet port. The device is now available for use on the secured sandbox network.

FIG. 11 is a block diagram showing communications among integrated IP devices of the private network environment, under an embodiment. The IP devices of this example include a security touchscreen **1103**, gateway **1102** (e.g., “iHub”), and security panel (e.g., “Security Panel 1”, “Security Panel 2”, “Security Panel n”), but the embodiment is not so limited. In alternative embodiments any number and/or combination of these three primary component types may be combined with other components including IP devices and/or security system components. For example, a single device which comprises an integrated gateway, touchscreen, and security panel is merely another embodiment of the integrated security system described herein. The description that follows includes an example configuration that includes a touchscreen hosting particular applications. However, the embodiment is not limited to the touchscreen hosting these applications, and the touchscreen should be thought of as representing any IP device.

Referring to FIG. 11, the touchscreen **1103** incorporates an application **1110** that is implemented as computer code resident on the touchscreen operating system, or as a web-based application running in a browser, or as another type of scripted application (e.g., Flash, Java, Visual Basic, etc.). The touchscreen core application **1110** represents this application, providing user interface and logic for the end user to manage their security system or to gain access to networked information or content (Widgets). The touchscreen core application **1110** in turn accesses a library or libraries of functions to control the local hardware (e.g. screen display, sound, LEDs, memory, etc.) as well as specialized libraries to couple or connect to the security system.

In an embodiment of this security system connection, the touchscreen **1103** communicates to the gateway **1102**, and has no direct communication with the security panel. In this embodiment, the touchscreen core application **1110** accesses the remote service APIs **1112** which provide security system functionality (e.g. ARM/DISARM panel, sensor state, get/set panel configuration parameters, initiate or get alarm events, etc.). In an embodiment, the remote service APIs **1112** implement one or more of the following functions, but the embodiment is not so limited:

```
Armstate=setARMState(type="ARM      STAY|ARM
AWAY|DISARM",
Parameters="ExitDelay=30|Lights=OFF")
sensorState=getSensors(type="ALL|  SensorName|SensorNameList")
result=setSensorState(SensorName,
parameters="Option1, Options2, . . . Option n")
interruptHandler=SensorEvent( )
interruptHandler=alarmEvent( )
```

Functions of the remote service APIs **1112** of an embodiment use a remote PanelConnect API **1124** which resides in memory on the gateway **1102**. The touchscreen **1103** communicates with the gateway **1102** through a suitable network interface such as an Ethernet or 802.11 RF connection, for example. The remote PanelConnect API **1124** provides the underlying Security System Interfaces **1126** used to communicate with and control one or more types of security panel via wired link **1130** and/or RF link 3. The PanelConnect API **1124** provides responses and input to

the remote services APIs **1126**, and in turn translates function calls and data to and from the specific protocols and functions supported by a specific implementation of a Security Panel (e.g. a GE Security Simon XT or Honeywell Vista 20P). In an embodiment, the PanelConnect API **1124** uses a 345 MHz RF transceiver or receiver hardware/firmware module to communicate wirelessly to the security panel and directly to a set of 345 MHz RF-enabled sensors and devices, but the embodiment is not so limited.

The gateway of an alternative embodiment communicates over a wired physical coupling or connection to the security panel using the panel’s specific wired hardware (bus) interface and the panel’s bus-level protocol.

In an alternative embodiment, the Touchscreen **1103** implements the same PanelConnect API **1114** locally on the Touchscreen **1103**, communicating directly with the Security Panel 2 and/or Sensors 2 over the proprietary RF link or over a wired link for that system. In this embodiment the Touchscreen **1103**, instead of the gateway **1102**, incorporates the 345 MHz RF transceiver to communicate directly with Security Panel 2 or Sensors 2 over the RF link 2. In the case of a wired link the Touchscreen **1103** incorporates the real-time hardware (e.g. a PIC chip and RS232-variant serial link) to physically connect to and satisfy the specific bus-level timing requirements of the SecurityPanel2.

In yet another alternative embodiment, either the gateway **1102** or the Touchscreen **1103** implements the remote service APIs. This embodiment includes a Cricket device (“Cricket”) which comprises but is not limited to the following components: a processor (suitable for handling 802.11 protocols and processing, as well as the bus timing requirements of SecurityPanel1); an 802.11 (WiFi) client IP interface chip; and, a serial bus interface chip that implements variants of RS232 or RS485, depending on the specific Security Panel.

The Cricket also implements the full PanelConnect APIs such that it can perform the same functions as the case where the gateway implements the PanelConnect APIs. In this embodiment, the touchscreen core application **1110** calls functions in the remote service APIs **1112** (such as setArmState( )). These functions in turn couple or connect to the remote Cricket through a standard IP connection (“Cricket IP Link”) (e.g., Ethernet, Homeplug, the gateway’s proprietary Wifi network, etc.). The Cricket in turn implements the PanelConnect API, which responds to the request from the touchscreen core application, and performs the appropriate function using the proprietary panel interface. This interface uses either the wireless or wired proprietary protocol for the specific security panel and/or sensors.

FIG. 12 is a flow diagram of a method of integrating an external control and management application system with an existing security system, under an embodiment. Operations begin when the system is powered on **1210**, involving at a minimum the power-on of the gateway device, and optionally the power-on of the connection between the gateway device and the remote servers. The gateway device initiates **1220** a software and RF sequence to locate the extant security system. The gateway and installer initiate and complete **1230** a sequence to ‘learn’ the gateway into the security system as a valid and authorized control device. The gateway initiates **1240** another software and RF sequence of instructions to discover and learn the existence and capabilities of existing RF devices within the extant security system, and store this information in the system. These operations under the system of an embodiment are described in further detail below.



Unlike conventional systems that extend an existing security system, the system of an embodiment operates utilizing the proprietary wireless protocols of the security system manufacturer. In one illustrative embodiment, the gateway is an embedded computer with an IP LAN and WAN connection and a plurality of RF transceivers and software protocol modules capable of communicating with a plurality of security systems each with a potentially different RF and software protocol interface. After the gateway has completed the discovery and learning **1240** of sensors and has been integrated **1250** as a virtual control device in the extant security system, the system becomes operational. Thus, the security system and associated sensors are presented **1250** as accessible devices to a potential plurality of user interface subsystems.

The system of an embodiment integrates **1260** the functionality of the extant security system with other non-security devices including but not limited to IP cameras, touchscreens, lighting controls, door locking mechanisms, which may be controlled via RF, wired, or powerline-based networking mechanisms supported by the gateway or servers.

The system of an embodiment provides a user interface subsystem **1270** enabling a user to monitor, manage, and control the system and associated sensors and security systems. In an embodiment of the system, a user interface subsystem is an HTML/WL/Javascript/Java/AJAX/Flash presentation of a monitoring and control application, enabling users to view the state of all sensors and controllers in the extant security system from a web browser or equivalent operating on a computer, PDA, mobile phone, or other consumer device.

In another illustrative embodiment of the system described herein, a user interface subsystem is an HTML/XML/Javascript/Java/AJAX presentation of a monitoring and control application, enabling users to combine the monitoring and control of the extant security system and sensors with the monitoring and control of non-security devices including but not limited to IP cameras, touchscreens, lighting controls, door locking mechanisms.

In another illustrative embodiment of the system described herein, a user interface subsystem is a mobile phone application enabling users to monitor and control the extant security system as well as other non-security devices.

In another illustrative embodiment of the system described herein, a user interface subsystem is an application running on a keypad or touchscreen device enabling users to monitor and control the extant security system as well as other non-security devices.

In another illustrative embodiment of the system described herein, a user interface subsystem is an application operating on a TV or set-top box connected to a TV enabling users to monitor and control the extant security system as well as other non-security devices.

FIG. **13** is a block diagram of an integrated security system **1300** wirelessly interfacing to proprietary security systems, under an embodiment. A security system **1310** is coupled or connected to a Gateway **1320**, and from Gateway **1320** coupled or connected to a plurality of information and content sources across a network **1330** including one or more web servers **1340**, system databases **1350**, and applications servers **1360**. While in one embodiment network **1330** is the Internet, including the World Wide Web, those of skill in the art will appreciate that network **1330** may be any type of network, such as an intranet, an extranet, a virtual private network (VPN), a mobile network, or a non-TCP/IP based network.

Moreover, other elements of the system of an embodiment may be conventional, well-known elements that need not be explained in detail herein. For example, security system **1310** could be any type home or business security system, such devices including but not limited to a standalone RF home security system or a non-RF-capable wired home security system with an add-on RF interface module. In the example of FIG. **13**, security system **1310** includes an RF-capable wireless security panel (WSP) **1311** that acts as the master controller for security system **1310**. Well-known examples of such a WSP include the GE Security Concord, Networx, and Simon panels, the Honeywell Vista and Lynx panels, and similar panels from DSC and Napco, to name a few. A wireless module **1314** includes the RF hardware and protocol software necessary to enable communication with and control of a plurality of wireless devices **1313**. WSP **1311** may also manage wired devices **1314** physically connected to WSP **1311** with an RS232 or RS485 or Ethernet connection or similar such wired interface.

In an implementation consistent with the systems and methods described herein, Gateway **1320** provides the interface between security system **1310** and LAN and/or WAN for purposes of remote control, monitoring, and management. Gateway **1320** communicates with an external web server **1340**, database **1350**, and application server **1360** over network **1330** (which may comprise WAN, LAN, or a combination thereof). In this example system, application logic, remote user interface functionality, as well as user state and account are managed by the combination of these remote servers. Gateway **1320** includes server connection manager **1321**, a software interface module responsible for all server communication over network **1330**. Event manager **1322** implements the main event loop for Gateway **1320**, processing events received from device manager **1324** (communicating with non-security system devices including but not limited to IP cameras, wireless thermostats, or remote door locks). Event manager **1322** further processes events and control messages from and to security system **1310** by utilizing WSP manager **1323**.

WSP manager **1323** and device manager **1324** both rely upon wireless protocol manager **1326** which receives and stores the proprietary or standards-based protocols required to support security system **1310** as well as any other devices interfacing with gateway **1320**. WSP manager **1323** further utilizes the comprehensive protocols and interface algorithms for a plurality of security systems **1310** stored in the WSP DB client database associated with wireless protocol manager **1326**. These various components implement the software logic and protocols necessary to communicate with and manager devices and security systems **1310**. Wireless Transceiver hardware modules **1325** are then used to implement the physical RF communications link to such devices and security systems **1310**. An illustrative wireless transceiver **1325** is the GE Security Dialog circuit board, implementing a 319.5 MHz two-way RF transceiver module. In this example, RF Link **1370** represents the 319.5 MHz RF communication link, enabling gateway **1320** to monitor and control WSP **1311** and associated wireless and wired devices **1313** and **1314**, respectively.

In one embodiment, server connection manager **1321** requests and receives a set of wireless protocols for a specific security system **1310** (an illustrative example being that of the GE Security Concord panel and sensors) and stores them in the WSP DB portion of the wireless protocol manager **1326**. WSP manager **1323** then utilizes such protocols from wireless protocol manager **1326** to initiate the sequence of processes detailed in FIG. **12** and FIG. **13** for



learning gateway **1320** into security system **1310** as an authorized control device. Once learned in, as described with reference to FIG. **13** (and above), event manager **1322** processes all events and messages detected by the combination of WSP manager **1323** and the GE Security wireless transceiver module **1325**.

In another embodiment, gateway **1320** incorporates a plurality of wireless transceivers **1325** and associated protocols managed by wireless protocol manager **1326**. In this embodiment events and control of multiple heterogeneous devices may be coordinated with WSP **1311**, wireless devices **1313**, and wired devices **1314**. For example a wireless sensor from one manufacturer may be utilized to control a device using a different protocol from a different manufacturer.

In another embodiment, gateway **1320** incorporates a wired interface to security system **1310**, and incorporates a plurality of wireless transceivers **1325** and associated protocols managed by wireless protocol manager **1326**. In this embodiment events and control of multiple heterogeneous devices may be coordinated with WSP **1311**, wireless devices **1313**, and wired devices **1314**.

Of course, while an illustrative embodiment of an architecture of the system of an embodiment is described in detail herein with respect to FIG. **13**, one of skill in the art will understand that modifications to this architecture may be made without departing from the scope of the description presented herein. For example, the functionality described herein may be allocated differently between client and server, or amongst different server or processor-based components. Likewise, the entire functionality of the gateway **1320** described herein could be integrated completely within an existing security system **1310**. In such an embodiment, the architecture could be directly integrated with a security system **1310** in a manner consistent with the currently described embodiments.

FIG. **14** is a flow diagram for wirelessly ‘learning’ the Gateway into an existing security system and discovering extant sensors, under an embodiment. The learning interfaces gateway **1320** with security system **1310**. Gateway **1320** powers up **1410** and initiates software sequences **1420** and **1425** to identify accessible WSPs **1311** and wireless devices **1313**, respectively (e.g., one or more WSPs and/or devices within range of gateway **1320**). Once identified, WSP **1311** is manually or automatically set into ‘learn mode’ **1430**, and gateway **1320** utilizes available protocols to add **1440** itself as an authorized control device in security system **1310**. Upon successful completion of this task, WSP **1311** is manually or automatically removed from ‘learn mode’ **1450**.

Gateway **1320** utilizes the appropriate protocols to mimic **1460** the first identified device **1314**. In this operation gateway **1320** identifies itself using the unique or pseudo-unique identifier of the first found device **1314**, and sends an appropriate change of state message over RF Link **1370**. In the event that WSP **1311** responds to this change of state message, the device **1314** is then added **1470** to the system in database **1350**. Gateway **1320** associates **1480** any other information (such as zone name or token-based identifier) with this device **1314** in database **1350**, enabling gateway **1320**, user interface modules, or any application to retrieve this associated information.

In the event that WSP **1311** does not respond to the change of state message, the device **1314** is not added **1470** to the system in database **1350**, and this device **1314** is identified as not being a part of security system **1310** with a flag, and is either ignored or added as an independent device, at the discretion of the system provisioning rules. Operations

hereunder repeat **1485** operations **1460**, **1470**, **1480** for all devices **1314** if applicable. Once all devices **1314** have been tested in this way, the system begins operation **1490**.

In another embodiment, gateway **1320** utilizes a wired connection to WSP **1311**, but also incorporates a wireless transceiver **1325** to communicate directly with devices **1314**. In this embodiment, operations under **1420** above are removed, and operations under **1440** above are modified so the system of this embodiment utilizes wireline protocols to add itself as an authorized control device in security system **1310**.

A description of an example embodiment follows in which the Gateway (FIG. **13**, element **1320**) is the iHub available from iControl Networks, Palo Alto, Calif., and described in detail herein. In this example the gateway is “automatically” installed with a security system.

The automatic security system installation begins with the assignment of an authorization key to components of the security system (e.g., gateway, kit including the gateway, etc.). The assignment of an authorization key is done in lieu of creating a user account. An installer later places the gateway in a user’s premises along with the premises security system. The installer uses a computer to navigate to a web portal (e.g., integrated security system web interface), logs in to the portal, and enters the authorization key of the installed gateway into the web portal for authentication. Once authenticated, the gateway automatically discovers devices at the premises (e.g., sensors, cameras, light controls, etc.) and adds the discovered devices to the system or “network”. The installer assigns names to the devices, and tests operation of the devices back to the server (e.g., did the door open, did the camera take a picture, etc.). The security device information is optionally pushed or otherwise propagated to a security panel and/or to the server network database. The installer finishes the installation, and instructs the end user on how to create an account, username, and password. At this time the user enters the authorization key which validates the account creation (uses a valid authorization key to associate the network with the user’s account). New devices may subsequently be added to the security network in a variety of ways (e.g., user first enters a unique ID for each device/sensor and names it in the server, after which the gateway can automatically discover and configure the device).

A description of another example embodiment follows in which the security system (FIG. **13**, element **1310**) is a Dialog system and the WSP (FIG. **13**, element **1311**) is a SimonXT available from General Electric Security, and the Gateway (FIG. **13**, element **1320**) is the iHub available from iControl Networks, Palo Alto, Calif., and described in detail herein. Descriptions of the install process for the SimonXT and iHub are also provided below.

GE Security’s Dialog network is one of the most widely deployed and tested wireless security systems in the world. The physical RF network is based on a 319.5 MHz unlicensed spectrum, with a bandwidth supporting up to 19 Kbps communications. Typical use of this bandwidth—even in conjunction with the integrated security system—is far less than that. Devices on this network can support either one-way communication (either a transmitter or a receiver) or two-way communication (a transceiver). Certain GE Simon, Simon XT, and Concord security control panels incorporate a two-way transceiver as a standard component. The gateway also incorporates the same two-way transceiver card. The physical link layer of the network is managed by



the transceiver module hardware and firmware, while the coded payload bitstreams are made available to the application layer for processing.

Sensors in the Dialog network typically use a 60-bit protocol for communicating with the security panel transceiver, while security system keypads and the gateway use the encrypted 80-bit protocol. The Dialog network is configured for reliability, as well as low-power usage. Many devices are supervised, i.e. they are regularly monitored by the system 'master' (typically a GE security panel), while still maintaining excellent power usage characteristics. A typical door window sensor has a battery life in excess of 5-7 years.

The gateway has two modes of operation in the Dialog network: a first mode of operation is when the gateway is configured or operates as a 'slave' to the GE security panel; a second mode of operation is when the gateway is configured or operates as a 'master' to the system in the event a security panel is not present. In both configurations, the gateway has the ability to 'listen' to network traffic, enabling the gateway to continually keep track of the status of all devices in the system. Similarly, in both situations the gateway can address and control devices that support setting adjustments (such as the GE wireless thermostat).

In the configuration in which the gateway acts as a 'slave' to the security panel, the gateway is 'learned into' the system as a GE wireless keypad. In this mode of operation, the gateway emulates a security system keypad when managing the security panel, and can query the security panel for status and 'listen' to security panel events (such as alarm events).

The gateway incorporates an RF Transceiver manufactured by GE Security, but is not so limited. This transceiver implements the Dialog protocols and handles all network message transmissions, receptions, and timing. As such, the physical, link, and protocol layers of the communications between the gateway and any GE device in the Dialog network are totally compliant with GE Security specifications.

At the application level, the gateway emulates the behavior of a GE wireless keypad utilizing the GE Security 80-bit encrypted protocol, and only supported protocols and network traffic are generated by the gateway. Extensions to the Dialog RF protocol of an embodiment enable full control and configuration of the panel, and iControl can both automate installation and sensor enrollment as well as direct configuration downloads for the panel under these protocol extensions.

As described above, the gateway participates in the GE Security network at the customer premises. Because the gateway has intelligence and a two-way transceiver, it can 'hear' all of the traffic on that network. The gateway makes use of the periodic sensor updates, state changes, and supervisory signals of the network to maintain a current state of the premises. This data is relayed to the integrated security system server (e.g., FIG. 2, element 260) and stored in the event repository for use by other server components. This usage of the GE Security RF network is completely non-invasive; there is no new data traffic created to support this activity.

The gateway can directly (or indirectly through the Simon XT panel) control two-way devices on the network. For example, the gateway can direct a GE Security Thermostat to change its setting to 'Cool' from 'Off', as well as request an update on the current temperature of the room. The gateway performs these functions using the existing GE Dialog protocols, with little to no impact on the network; a

gateway device control or data request takes only a few dozen bytes of data in a network that can support 19 Kbps.

By enrolling with the Simon XT as a wireless keypad, as described herein, the gateway includes data or information of all alarm events, as well as state changes relevant to the security panel. This information is transferred to the gateway as encrypted packets in the same way that the information is transferred to all other wireless keypads on the network.

Because of its status as an authorized keypad, the gateway can also initiate the same panel commands that a keypad can initiate. For example, the gateway can arm or disarm the panel using the standard Dialog protocol for this activity. Other than the monitoring of standard alarm events like other network keypads, the only incremental data traffic on the network as a result of the gateway is the infrequent remote arm/disarm events that the gateway initiates, or infrequent queries on the state of the panel.

The gateway is enrolled into the Simon XT panel as a 'slave' device which, in an embodiment, is a wireless keypad. This enables the gateway for all necessary functionality for operating the Simon XT system remotely, as well as combining the actions and information of non-security devices such as lighting or door locks with GE Security devices. The only resource taken up by the gateway in this scenario is one wireless zone (sensor ID).

The gateway of an embodiment supports three forms of sensor and panel enrollment/installation into the integrated security system, but is not limited to this number of enrollment/installation options. The enrollment/installation options of an embodiment include installer installation, kitting, and panel, each of which is described below.

Under the installer option, the installer enters the sensor IDs at time of installation into the integrated security system web portal or iScreen. This technique is supported in all configurations and installations.

Kits can be pre-provisioned using integrated security system provisioning applications when using the kitting option. At kitting time, multiple sensors are automatically associated with an account, and at install time there is no additional work required.

In the case where a panel is installed with sensors already enrolled (i.e. using the GE Simon XT enrollment process), the gateway has the capability to automatically extract the sensor information from the system and incorporate it into the user account on the integrated security system server.

The gateway and integrated security system of an embodiment uses an auto-learn process for sensor and panel enrollment in an embodiment. The deployment approach of an embodiment can use additional interfaces that GE Security is adding to the Simon XT panel. With these interfaces, the gateway has the capability to remotely enroll sensors in the panel automatically. The interfaces include, but are not limited to, the following: `EnrollDevice(ID, type, name, zone, group)`; `SetDeviceParameters(ID, type, Name, zone, group)`; `GetDeviceParameters(zone)`; and `RemoveDevice(zone)`.

The integrated security system incorporates these new interfaces into the system, providing the following install process. The install process can include integrated security system logistics to handle kitting and pre-provisioning. Pre-kitting and logistics can include a pre-provisioning kitting tool provided by integrated security system that enables a security system vendor or provider ("provider") to offer pre-packaged initial 'kits'. This is not required but is recommended for simplifying the install process. This example assumes a 'Basic' kit is preassembled and includes one (1) Simon XT, three (3) Door/window sensors, one (1)



motion sensor, one (1) gateway, one (1) keyfob, two (2) cameras, and ethernet cables. The kit also includes a sticker page with all Zones (1-24) and Names (full name list).

The provider uses the integrated security system kitting tool to assemble 'Basic' kit packages. The contents of different types of starter kits may be defined by the provider. At the distribution warehouse, a worker uses a bar code scanner to scan each sensor and the gateway as it is packed into the box. An ID label is created that is attached to the box. The scanning process automatically associates all the devices with one kit, and the new ID label is the unique identifier of the kit. These boxes are then sent to the provider for distribution to installer warehouses. Individual sensors, cameras, etc. are also sent to the provider installer warehouse. Each is labeled with its own barcode/ID.

An installation and enrollment procedure of a security system including an gateway is described below as one example of the installation process.

#### 1. Order and Physical Install Process

- a. Once an order is generated in the iControl system, an account is created and an install ticket is created and sent electronically to the provider for assignment to an installer.
- b. The assigned installer picks up his/her ticket(s) and fills his/her truck with Basic and/or Advanced starter kits. He/she also keeps a stock of individual sensors, cameras, iHubs, Simon XTs, etc. Optionally, the installer can also stock homeplug adapters for problematic installations.
- c. The installer arrives at the address on the ticket, and pulls out the Basic kit. The installer determines sensor locations from a tour of the premises and discussion with the homeowner. At this point assume the homeowner requests additional equipment including an extra camera, two (2) additional door/window sensors, one (1) glass break detector, and one (1) smoke detector.
- d. Installer mounts SimonXT in the kitchen or other location in the home as directed by the homeowner, and routes the phone line to Simon XT if available. GPRS and Phone numbers pre-programmed in SimonXT to point to the provider Central Monitoring Station (CMS).
- e. Installer places iHub in the home in the vicinity of a router and cable modem. Installer installs an ethernet line from iHub to router and plugs iHub into an electrical outlet.

#### 2. Associate and Enroll iHub into SimonXT

- a. Installer uses either his/her own laptop plugged into router, or homeowners computer to go to the integrated security system web interface and log in with installer ID/pass.
- b. Installer enters ticket number into admin interface, and clicks 'New Install' button. Screen prompts installer for kit ID (on box's barcode label).
- c. Installer clicks 'Add SimonXT'. Instructions prompt installer to put Simon XT into install mode, and add iHub as a wireless keypad. It is noted that this step is for security only and can be automated in an embodiment.
- d. Installer enters the installer code into the Simon XT. Installer Learns 'iHub' into the panel as a wireless keypad as a group 1 device.
- e. Installer goes back to Web portal, and clicks the 'Finished Adding SimonXT' button.

#### 3. Enroll Sensors into SimonXT via iControl

- a. All devices in the Basic kit are already associated with the user's account.

- b. For additional devices, Installer clicks 'Add Device' and adds the additional camera to the user's account (by typing in the camera ID/Serial #).
  - c. Installer clicks 'Add Device' and adds other sensors (two (2) door/window sensors, one (1) glass break sensor, and one (1) smoke sensor) to the account (e.g., by typing in IDs).
  - d. As part of Add Device, Installer assigns zone, name, and group to the sensor. Installer puts appropriate Zone and Name sticker on the sensor temporarily.
  - e. All sensor information for the account is pushed or otherwise propagated to the iConnect server, and is available to propagate to CMS automation software through the CMS application programming interface (API).
  - f. Web interface displays 'Installing Sensors in System . . . ' and automatically adds all of the sensors to the Simon XT panel through the GE RF link.
  - g. Web interface displays 'Done Installing' → all sensors show green.
- #### 4. Place and Tests Sensors in Home
- a. Installer physically mounts each sensor in its desired location, and removes the stickers.
  - b. Installer physically mounts WiFi cameras in their location and plugs into AC power. Optional fishing of low voltage wire through wall to remove dangling wires. Camera transformer is still plugged into outlet but wire is now inside the wall.
  - c. Installer goes to Web interface and is prompted for automatic camera install. Each camera is provisioned as a private, encrypted Wifi device on the iHub secured sandbox network, and firewall NAT traversal is initiated. Upon completion the customer is prompted to test the security system.
  - d. Installer selects the 'Test System' button on the web portal—the SimonXT is put into Test mode by the iHub over GE RF.
  - e. Installer manually tests the operation of each sensor, receiving an audible confirmation from SimonXT.
  - f. iHub sends test data directly to CMS over broadband link, as well as storing the test data in the user's account for subsequent report generation.
  - g. Installer exits test mode from the Web portal.
- #### 5. Installer instructs customer on use of the Simon XT, and shows customer how to log into the iControl web and mobile portals. Customer creates a username/password at this time.
- #### 6. Installer instructs customer how to change Simon XT user code from the Web interface. Customer changes user code which is pushed to SimonXT automatically over GE RF.
- An installation and enrollment procedure of a security system including an gateway is described below as an alternative example of the installation process. This installation process is for use for enrolling sensors into the SimonXT and integrated security system and is compatible with all existing GE Simon panels.
- The integrated security system supports all pre-kitting functionality described in the installation process above. However, for the purpose of the following example, no kitting is used.
- #### 1. Order and Physical Install Process
- a. Once an order is generated in the iControl system, an account is created and an install ticket is created and sent electronically to the security system provider for assignment to an installer.
  - b. The assigned installer picks up his/her ticket(s) and fills his/her truck with individual sensors, cameras,



- iHubs, Simon XTs, etc. Optionally, the installer can also stock homeplug adapters for problematic installations.
- c. The installer arrives at the address on the ticket, and analyzes the house and talks with the homeowner to determine sensor locations. At this point assume the homeowner requests three (3) cameras, five (5) door/window sensors, one (1) glass break detector, one (1) smoke detector, and one (1) keyfob.
  - d. Installer mounts SimonXT in the kitchen or other location in the home. The installer routes a phone line to Simon XT if available. GPRS and Phone numbers are pre-programmed in SimonXT to point to the provider CMS.
  - e. Installer places iHub in home in the vicinity of a router and cable modem, and installs an ethernet line from iHub to the router, and plugs iHub into an electrical outlet.
2. Associate and Enroll iHub into SimonXT
    - a. Installer uses either his/her own laptop plugged into router, or homeowners computer to go to the integrated security system web interface and log in with an installer ID/pass.
    - b. Installer enters ticket number into admin interface, and clicks 'New Install' button. Screen prompts installer to add devices.
    - c. Installer types in ID of iHub, and it is associated with the user's account.
    - d. Installer clicks 'Add Device' and adds the cameras to the user's account (by typing in the camera ID/Serial #).
    - e. Installer clicks 'Add SimonXT'. Instructions prompt installer to put Simon XT into install mode, and add iHub as a wireless keypad.
    - f. Installer goes to Simon XT and enters the installer code into the Simon XT. Learns 'iHub' into the panel as a wireless keypad as group 1 type sensor.
    - g. Installer returns to Web portal, and clicks the 'Finished Adding SimonXT' button.
    - h. iHub now is alerted to all subsequent installs over the security system RF.
  3. Enroll Sensors into SimonXT via iControl
    - a. Installer clicks 'Add Simon XT Sensors'—Displays instructions for adding sensors to Simon XT.
    - b. Installer goes to Simon XT and uses Simon XT install process to add each sensor, assigning zone, name, group. These assignments are recorded for later use.
    - c. The iHub automatically detects each sensor addition and adds the new sensor to the integrated security system.
    - d. Installer exits install mode on the Simon XT, and returns to the Web portal.
    - e. Installer clicks 'Done Adding Devices'.
    - f. Installer enters zone/sensor naming from recorded notes into integrated security system to associate sensors to friendly names.
    - g. All sensor information for the account is pushed to the iConnect server, and is available to propagate to CMS automation software through the CMS API.
  4. Place and Tests Sensors in Home
    - a. Installer physically mounts each sensor in its desired location.
    - b. Installer physically mounts Wifi cameras in their location and plugs into AC power. Optional fishing of low voltage wire through wall to remove dangling

- wires. Camera transformer is still plugged into outlet but wire is now inside the wall.
- c. Installer puts SimonXT into Test mode from the keypad.
  - d. Installer manually tests the operation of each sensor, receiving an audible confirmation from SimonXT.
  - e. Installer exits test mode from the Simon XT keypad.
  - f. Installer returns to web interface and is prompted to automatically set up cameras. After waiting for completion cameras are now provisioned and operational.
5. Installer instructs customer on use of the Simon XT, and shows customer how to log into the integrated security system web and mobile portals. Customer creates a username/password at this time.
  6. Customer and Installer observe that all sensors/cameras are green.
  7. Installer instructs customer how to change Simon XT user code from the keypad. Customer changes user code and stores in SimonXT.
  8. The first time the customer uses the web portal to Arm/Disarm system the web interface prompts the customer for the user code, which is then stored securely on the server. In the event the user code is changed on the panel the web interface once again prompts the customer.
- The panel of an embodiment can be programmed remotely. The CMS pushes new programming to SimonXT over a telephone or GPRS link. Optionally, iControl and GE provide a broadband link or coupling to the gateway and then a link from the gateway to the Simon XT over GE RF.
- As described above, computer networks suitable for use with the embodiments described herein include local area networks (LAN), wide area networks (WAN), Internet, or other connection services and network variations such as the world wide web, the public internet, a private internet, a private computer network, a public network, a mobile network, a cellular network, a value-added network, and the like. Computing devices coupled or connected to the network may be any microprocessor controlled device that permits access to the network, including terminal devices, such as personal computers, workstations, servers, mini computers, main-frame computers, laptop computers, mobile computers, palm top computers, hand held computers, mobile phones, TV set-top boxes, or combinations thereof. The computer network may include one of more LANs, WANs, Internets, and computers. The computers may serve as servers, clients, or a combination thereof.
- The integrated security system can be a component of a single system, multiple systems, and/or geographically separate systems. The integrated security system can also be a subcomponent or subsystem of a single system, multiple systems, and/or geographically separate systems. The integrated security system can be coupled to one or more other components (not shown) of a host system or a system coupled to the host system.
- One or more components of the integrated security system and/or a corresponding system or application to which the integrated security system is coupled or connected includes and/or runs under and/or in association with a processing system. The processing system includes any collection of processor-based devices or computing devices operating together, or components of processing systems or devices, as is known in the art. For example, the processing system can include one or more of a portable computer, portable communication device operating in a communication network, and/or a network server. The portable computer can be any



of a number and/or combination of devices selected from among personal computers, personal digital assistants, portable computing devices, and portable communication devices, but is not so limited. The processing system can include components within a larger computer system.

The processing system of an embodiment includes at least one processor and at least one memory device or subsystem. The processing system can also include or be coupled to at least one database. The term "processor" as generally used herein refers to any logic processing unit, such as one or more central processing units (CPUs), digital signal processors (DSPs), application-specific integrated circuits (ASIC), etc. The processor and memory can be monolithically integrated onto a single chip, distributed among a number of chips or components, and/or provided by some combination of algorithms. The methods described herein can be implemented in one or more of software algorithm(s), programs, firmware, hardware, components, circuitry, in any combination.

The components of any system that includes the integrated security system can be located together or in separate locations. Communication paths couple the components and include any medium for communicating or transferring files among the components. The communication paths include wireless connections, wired connections, and hybrid wireless/wired connections. The communication paths also include couplings or connections to networks including local area networks (LANs), metropolitan area networks (MANs), wide area networks (WANs), proprietary networks, interoffice or backend networks, and the Internet. Furthermore, the communication paths include removable fixed mediums like floppy disks, hard disk drives, and CD-ROM disks, as well as flash RAM, Universal Serial Bus (USB) connections, RS-232 connections, telephone lines, buses, and electronic mail messages.

Embodiments of the integrated security system include a system comprising: a gateway located at a first location; a connection management component coupled to the gateway, the connection management component automatically establishing a wireless coupling with a security system installed at the first location, the security system including security system components, wherein the connection management component forms a security network that integrates communications and functions of the security system components into the security network via the wireless coupling; and a security server at a second location different from the first location, wherein security server is coupled to the gateway.

The gateway of an embodiment is connected to a local area network at the first location, and the local area network is coupled to a wide area network via a router at the first location.

The gateway of an embodiment is coupled to a wide area network and is coupled to a local area network at the first location via the connection management component and a router at the first location.

The gateway of an embodiment is coupled to the security server via the internet.

The system of an embodiment comprises an interface coupled to the security network, wherein the interface allows control of the functions of the security network by a user.

The system of an embodiment comprises a portal coupled to the gateway, wherein the portal provides access to the communications and the functions of the security network via remote client devices.

The system of an embodiment comprises an interface coupled to the security network, wherein the interface allows control of the functions of the security network from the remote client devices.

The remote client devices of an embodiment include one or more of personal computers, personal digital assistants, cellular telephones, and mobile computing devices.

The gateway of an embodiment including the connection management component automatically discovers the security system components.

The gateway of an embodiment includes protocols of the security system from the security server and uses the protocols to discover the security system components.

The gateway of an embodiment requests and receives protocols of the security system from the security server, wherein the gateway uses the protocols received to discover the security system components.

The gateway of an embodiment including the connection management component automatically establishes and controls the communications with the security system components.

The gateway of an embodiment including the connection management component automatically establishes a coupling with the security system including the security system components.

The gateway of an embodiment includes a rules component that manages rules of interaction between the gateway and the security system components.

The gateway of an embodiment includes a device connect component that includes definitions of the security system components.

The security system of an embodiment is coupled to a central monitoring station via a primary communication link, wherein the gateway is coupled to the central monitoring station via a secondary communication link that is different than the primary communication link, wherein the central monitoring station is located at a third location different from the first location and the second location.

The gateway of an embodiment transmits event data of the security system components to the central monitoring station over the secondary communication link.

The event data of an embodiment comprises changes in device states of the security system components, data of the security system components, and data received by the security system components.

The secondary communication link of an embodiment includes a broadband coupling.

The secondary communication link of an embodiment includes a General Packet Radio Service (GPRS) coupling.

The gateway of an embodiment transmits messages comprising event data of the security system components to remote client devices over the secondary communication link.

The event data of an embodiment comprises changes in device states of the security system components, data of the security system components, and data received by the security system components.

The gateway of an embodiment receives control data for control of the security system components from remote client devices via the secondary communication link.

The security network of an embodiment comprises network devices coupled to the gateway via a wireless coupling.

The gateway of an embodiment including the connection management component automatically discovers the network devices.



The gateway of an embodiment including the connection management component automatically installs the network devices in the security network.

The gateway of an embodiment including the connection management component automatically configures the network devices for operation in the security network.

The gateway of an embodiment controls communications between the network devices, the security system components, and the security server.

The gateway of an embodiment including the connection management component transmits event data of the network devices to remote client devices over at least one of a plurality of communication links.

The gateway of an embodiment receives control data for control of the network devices from remote client devices via at least one of the plurality of communication links.

The event data of an embodiment comprises changes in device states of the network devices, data of the network devices, and data received by the network devices.

The security system of an embodiment is coupled to a central monitoring station via a primary communication link, wherein the gateway is coupled to the central monitoring station via a secondary communication link that is different than the primary communication link.

The gateway of an embodiment transmits event data of the network devices to the central monitoring station over the secondary communication link.

The secondary communication link of an embodiment includes a broadband coupling.

The secondary communication link of an embodiment includes a General Packet Radio Service (GPRS) coupling.

The gateway of an embodiment transmits messages comprising event data of the network devices to remote client devices over the secondary communication link.

The security server of an embodiment creates, modifies and terminates couplings between the gateway and the network devices.

The security server of an embodiment performs creation, modification, deletion and configuration of the network devices.

The security server of an embodiment creates automations, schedules and notification rules associated with the network devices.

The security server of an embodiment manages access to current and logged state data for the network devices.

The security server of an embodiment manages access to current and logged state data for couplings between the gateway and the network devices.

The security server of an embodiment manages communications with the network devices.

The network device of an embodiment is an Internet Protocol device.

The network device of an embodiment is a camera.

The network device of an embodiment is a touchscreen.

The network device of an embodiment is a device controller that controls an attached device.

The network device of an embodiment is a sensor.

The security server of an embodiment creates, modifies and terminates users corresponding to the security system.

The security server of an embodiment creates, modifies and terminates couplings between the gateway and the security system components.

The security server of an embodiment performs creation, modification, deletion and configuration of the security system components.

The security server of an embodiment creates automations, schedules and notification rules associated with the security system components.

The security server of an embodiment manages access to current and logged state data for the security system components.

The security server of an embodiment manages access to current and logged state data for couplings between the gateway and the security system components.

The security server of an embodiment manages communications with the security system components.

The security server of an embodiment generates and transfers notifications to remote client devices, the notifications comprising event data.

The notifications of an embodiment include one or more of short message service messages and electronic mail messages.

The event data of an embodiment is event data of the security system components.

The security server of an embodiment transmits event data of the security system components to a central monitoring station of the security system over the secondary communication link.

The security system components of an embodiment include one or more of sensors, cameras, input/output (I/O) devices, and accessory controllers.

Embodiments of the integrated security system include a security network comprising: a gateway including a connection management component located at a first location, the connection management component automatically establishing a wireless coupling with a security system installed at the first location, the security system including security system components, wherein the connection management component forms a security network that integrates communications and functions of the security system components into the security network via the wireless coupling; and a security server at a second location different from the first location, wherein security server is coupled to the gateway and includes a plurality of security network applications.

Embodiments of the integrated security system include a security network comprising: a gateway including a connection management component located at a first location; a wireless coupling between the gateway and a security system installed at the first location, wherein the security system includes a plurality of security system components that are proprietary to the security system, the connection management component automatically establishing the wireless coupling with the security system components and forming a security network that integrates communications and functions of the security system components into the security network; and an interface coupled to the gateway, the interface providing communications with the security network and control of the functions of the security network from a remote client device.

Embodiments of the integrated security system include a system comprising: a security network comprising a gateway coupled to a security system and located at a first location, the security system including a plurality of security system components, the security network comprising a plurality of premise devices coupled to the gateway, wherein the gateway electronically integrates communications and functions of the plurality of premise devices and the security system components; and a security server located at a second location different from the first location, the security server coupled to the security network via the gateway.



The system of an embodiment comprises an interface coupled to the security network, wherein the interface allows control of the functions of the security network by a user.

The system of an embodiment comprises a portal coupled to the gateway, wherein the portal provides access to the communications and the functions of the security network via remote client devices.

The system of an embodiment comprises an interface coupled to the security network, wherein the interface allows control of the functions of the security network from the remote client devices.

The remote client devices of an embodiment include one or more of personal computers, personal digital assistants, cellular telephones, and mobile computing devices.

The gateway of an embodiment automatically discovers the security system components.

The gateway of an embodiment includes protocols of the security system from the security server and uses the protocols to discover the security system components.

The gateway of an embodiment requests and receives protocols of the security system from the security server, wherein the gateway uses the protocols received to discover the security system components.

The gateway of an embodiment automatically establishes the communications with the security system components.

The gateway of an embodiment includes a connection management component, the connection management component automatically establishing a coupling with the security system including the security system components.

The connection management component of an embodiment automatically discovers the premise devices.

The connection management component of an embodiment automatically installs the premise devices in the security network.

The connection management component of an embodiment automatically configures the premise devices for operation in the security network.

The gateway of an embodiment includes a rules component that manages rules of interaction between the gateway, the security system components, and the premise devices.

The gateway of an embodiment includes a device connect component that includes definitions of the security system components and the premise devices.

The gateway of an embodiment is connected to a premise local area network, and the premise local area network is coupled to a wide area network via a premise router/firewall.

The gateway of an embodiment is coupled to premise local area network via a premise router/firewall, and the gateway is coupled to a wide area network.

The gateway of an embodiment is coupled to the premise devices using a wireless coupling.

The gateway of an embodiment is coupled to the security server via the internet.

The gateway of an embodiment is coupled to a central monitoring station corresponding to the security system, wherein the central monitoring station is located at a third location different from the first location and the second location.

The security system of an embodiment is coupled to a central monitoring station via a primary communication link, wherein the gateway is coupled to the central monitoring station via a secondary communication link that is different than the primary communication link.

The gateway of an embodiment transmits event data of the security system components and the premise devices to the central monitoring station over the secondary communication link.

The event data of an embodiment comprises changes in device states of at least one of security system components and premise devices, data of at least one of security system components and premise devices, and data received by at least one of security system components and premise devices.

The gateway of an embodiment transmits event data of the security system to the central monitoring station over the secondary communication link when the primary communication link is unavailable.

The secondary communication link of an embodiment includes a broadband coupling.

The secondary communication link of an embodiment includes a General Packet Radio Service (GPRS) coupling.

The gateway of an embodiment transmits messages comprising event data of the security system components and the premise devices to remote client devices over the secondary communication link.

The event data of an embodiment comprises changes in device states of at least one of security system components and premise devices, data of at least one of security system components and premise devices, and data received by at least one of security system components and premise devices.

The security server of an embodiment creates, modifies and terminates users corresponding to the security system.

The security server of an embodiment creates, modifies and terminates couplings between the gateway and the security system components.

The security server of an embodiment creates, modifies and terminates couplings between the gateway and the premise devices.

The security server of an embodiment performs creation, modification, deletion and configuration of the security system components.

The security server of an embodiment performs creation, modification, deletion and configuration of the premise devices.

The security server of an embodiment creates automations, schedules and notification rules associated with the security system components.

The security server of an embodiment creates automations, schedules and notification rules associated with the premise devices.

The security server of an embodiment manages access to current and logged state data for the security system components.

The security server of an embodiment manages access to current and logged state data for the premise devices.

The security server of an embodiment manages access to current and logged state data for couplings among the gateway, the security system components and the IP devices.

The security server of an embodiment manages communications with the security system components.

The security server of an embodiment manages communications with the premise devices.

The security server of an embodiment generates and transfers notifications to remote client devices, the notifications comprising event data.

The notifications of an embodiment include one or more of short message service messages and electronic mail messages.

The event data of an embodiment is event data of the security system components.

The event data of an embodiment is event data of the premise devices.



The security server of an embodiment transmits event data of the security system components and the premise devices to a central monitoring station of the security system over the secondary communication link.

The security system components of an embodiment include one or more of sensors, cameras, input/output (I/O) devices, and accessory controllers.

The premise device of an embodiment is an Internet Protocol device.

The premise device of an embodiment is a camera.

The premise device of an embodiment is a touchscreen.

The premise device of an embodiment is a device controller that controls an attached device.

The premise device of an embodiment is a sensor.

Embodiments of the integrated security system include a system comprising: a security network comprising a gateway coupled to a security server, wherein the gateway is located at a first location and coupled to a security system, the security system including security system components located at the first location, wherein the security server is located at a second location different from the first location; and a plurality of premise devices located at the first location and coupled to the gateway, wherein the gateway electronically integrates communications and functions of the plurality of premise devices and the security system components into the security network.

Embodiments of the integrated security system include a security network comprising: a gateway, wherein the gateway is coupled to a security system that includes a plurality of security system components that are proprietary to the security system; a plurality of network devices coupled to the gateway, wherein the gateway forms a premise security network at a first location and couples the premise security network to a local area network of the first location, wherein the gateway forms the premise security network by electronically integrating communications and functions of the plurality of network devices and the security system components; and an application server located at a second location different from the first location, the application server coupled to the premise security network via the gateway and a communication network.

Embodiments of the integrated security system include a system comprising: a security network comprising a gateway coupled to a security server, wherein the gateway is located at a first location and coupled to a security system, the security system including security system components located at the first location, wherein the security server is located at a second location different from the first location; a plurality of premise devices located at the first location and coupled to the gateway, wherein the gateway electronically integrates communications and functions of the plurality of premise devices and the security system components into the security network; and an interface coupled to the gateway, the interface providing communications with the security network and control of the functions of the security system components and the premise devices from a remote client device.

Embodiments of the integrated security system include a method comprising: coupling a gateway comprising a connection management component to a local area network located in a first location and a security server in a second location; and forming a security network by automatically establishing a wireless coupling between the gateway and a security system using the connection management component, the security system comprising a plurality of security system components located at the first location, wherein forming the security network includes integrating commu-

nications and functions of the security system components into the security network via the wireless coupling.

The method of an embodiment comprises coupling the gateway to a local area network at the first location, wherein the local area network is coupled to a wide area network via a router at the first location.

The gateway of an embodiment is coupled to a wide area network and is coupled to a local area network at the first location via the connection management component and a router at the first location.

The gateway of an embodiment is coupled to the security server via the internet.

The method of an embodiment comprises providing an interface of the security network, wherein the interface allows control of the functions of the security network by a user.

The method of an embodiment comprises providing access to the communications and the functions of the security network via remote client devices and a portal coupled to the gateway.

The method of an embodiment comprises providing an interface coupled to the security network, wherein the interface allows control of the functions of the security network from the remote client devices.

The remote client devices of an embodiment include one or more of personal computers, personal digital assistants, cellular telephones, and mobile computing devices.

The gateway of an embodiment automatically discovers the security system components.

The method of an embodiment comprises using protocols of the security system to discover the security system components, wherein the gateway includes the protocols.

The method of an embodiment comprises requesting and receiving protocols of the security system from the security server, wherein the gateway receives and uses the protocols to discover the security system components.

The method of an embodiment comprises automatically establishing and controlling the communications with the security system components using the gateway.

The gateway of an embodiment including the connection management component automatically establishes a coupling with the security system including the security system components.

The gateway of an embodiment includes a rules component that manages rules of interaction between the gateway and the security system components.

The gateway of an embodiment includes a device connect component that includes definitions of the security system components.

The security system of an embodiment is coupled to a central monitoring station via a primary communication link, wherein the gateway is coupled to the central monitoring station via a secondary communication link that is different than the primary communication link, wherein the central monitoring station is located at a third location different from the first location and the second location.

The method of an embodiment comprises transmitting event data of the security system components from the gateway to the central monitoring station over the secondary communication link.

The event data of an embodiment comprises changes in device states of the security system components, data of the security system components, and data received by the security system components.

The secondary communication link of an embodiment includes a broadband coupling.



The secondary communication link of an embodiment includes a General Packet Radio Service (GPRS) coupling.

The gateway of an embodiment transmits messages comprising event data of the security system components to remote client devices over the secondary communication link.

The event data of an embodiment comprises changes in device states of the security system components, data of the security system components, and data received by the security system components.

The gateway of an embodiment receives control data for control of the security system components from remote client devices via the secondary communication link.

The security network of an embodiment comprises network devices coupled to the gateway via a wireless coupling.

The gateway of an embodiment including the connection management component automatically discovers the network devices.

The gateway of an embodiment including the connection management component automatically installs the network devices in the security network.

The gateway of an embodiment including the connection management component automatically configures the network devices for operation in the security network.

The gateway of an embodiment controls communications between the network devices, the security system components, and the security server.

The gateway of an embodiment including the connection management component transmits event data of the network devices to remote client devices over at least one of a plurality of communication links.

The gateway of an embodiment receives control data for control of the network devices from remote client devices via at least one of the plurality of communication links.

The event data of an embodiment comprises changes in device states of the network devices, data of the network devices, and data received by the network devices.

The security system of an embodiment is coupled to a central monitoring station via a primary communication link, wherein the gateway is coupled to the central monitoring station via a secondary communication link that is different than the primary communication link.

The gateway of an embodiment transmits event data of the network devices to the central monitoring station over the secondary communication link.

The secondary communication link of an embodiment includes a broadband coupling.

The secondary communication link of an embodiment includes a General Packet Radio Service (GPRS) coupling.

The gateway of an embodiment transmits messages comprising event data of the network devices to remote client devices over the secondary communication link.

The security server of an embodiment creates, modifies and terminates couplings between the gateway and the network devices.

The security server of an embodiment performs creation, modification, deletion and configuration of the network devices.

The security server of an embodiment creates automations, schedules and notification rules associated with the network devices.

The security server of an embodiment manages access to current and logged state data for the network devices.

The security server of an embodiment manages access to current and logged state data for couplings between the gateway and the network devices.

The security server of an embodiment manages communications with the network devices.

The network device of an embodiment is an Internet Protocol device.

The network device of an embodiment is a camera.

The network device of an embodiment is a touchscreen.

The network device of an embodiment is a device controller that controls an attached device.

The network device of an embodiment is a sensor.

The security server of an embodiment creates, modifies and terminates users corresponding to the security system.

The security server of an embodiment creates, modifies and terminates couplings between the gateway and the security system components.

The security server of an embodiment performs creation, modification, deletion and configuration of the security system components.

The security server of an embodiment creates automations, schedules and notification rules associated with the security system components.

The security server of an embodiment manages access to current and logged state data for the security system components.

The security server of an embodiment manages access to current and logged state data for couplings between the gateway and the security system components.

The security server of an embodiment manages communications with the security system components.

The security server of an embodiment generates and transfers notifications to remote client devices, the notifications comprising event data.

The notifications of an embodiment include one or more of short message service messages and electronic mail messages.

The event data of an embodiment is event data of the security system components.

The security server of an embodiment transmits event data of the security system components to a central monitoring station of the security system over the secondary communication link.

The security system components of an embodiment include one or more of sensors, cameras, input/output (I/O) devices, and accessory controllers.

Embodiments of the integrated security system include a method comprising: coupling a gateway comprising a connection management component to a local area network located at a facility; and forming a security network by automatically establishing a wireless coupling between the gateway and a security system using the connection management component, the security system comprising a plurality of security system components located at the facility, wherein forming the security network includes integrating communications and functions of the security system components into the security network via the wireless coupling.

Embodiments of the integrated security system include a method comprising: forming a security network, the forming including automatically establishing a wireless coupling between a gateway and a security system installed at a facility, wherein the security system includes a plurality of security system components that are proprietary to the security system, the forming including the gateway automatically integrating communications and functions of the security system components into a local area network of the facility; and providing an interface by which a remote client device accesses the security network, the interface enabling communications with and control of the functions of the security system.



Embodiments of the integrated security system include a method comprising: coupling a gateway to a local area network located in a first location and a security server in a second location, wherein the first location includes a security system comprising a plurality of security system components; automatically establishing communications between the gateway and the security system components; automatically establishing communications between the gateway and premise devices; and forming a security network by electronically integrating, via the gateway, communications and functions of the plurality of premise devices and the security system components.

The method of an embodiment comprises controlling the functions of the security network via an interface coupled to the security network, wherein the interface is accessed using a remote client device.

The remote client devices of an embodiment include one or more of personal computers, personal digital assistants, cellular telephones, and mobile computing devices.

The method of an embodiment comprises the gateway automatically discovering the security system components.

The method of an embodiment comprises using protocols of the security system to discover the security system components, wherein the gateway includes the protocols of the security system.

The method of an embodiment comprises the gateway receiving protocols of the security system from the security server in response to a request, wherein the gateway uses the protocols received to discover the security system components.

The gateway of an embodiment comprises a connection management component, the connection management component automatically establishing a coupling with the security system including the security system components.

The connection management component of an embodiment automatically discovers the premise devices.

The connection management component of an embodiment automatically installs the premise devices in the security network.

The connection management component of an embodiment automatically configures the premise devices for operation in the security network.

The gateway of an embodiment includes a rules component that manages rules of interaction between the gateway, the security system components, and the premise devices.

The gateway of an embodiment includes a device connect component that includes definitions of the security system components and the premise devices.

The premise local area network of an embodiment is coupled to a wide area network via a premise router.

The gateway of an embodiment is coupled to the local area network using a premise router, and the gateway is coupled to a wide area network.

The gateway of an embodiment is coupled to the premise devices using a wireless coupling.

The gateway of an embodiment is coupled to the security server via the internet.

The gateway of an embodiment is coupled to a central monitoring station corresponding to the security system, wherein the central monitoring station is located at a third location different from the first location and the second location.

The security system of an embodiment is coupled to a central monitoring station via a primary communication link, wherein the gateway is coupled to the central monitoring station via a secondary communication link that is different than the primary communication link.

The method of an embodiment comprises transmitting event data of the security system components and the premise devices to the central monitoring station via the gateway and the secondary communication link.

The event data of an embodiment comprises changes in device states of at least one of security system components and premise devices, data of at least one of security system components and premise devices, and data received by at least one of security system components and premise devices.

The method of an embodiment comprises transmitting event data of the security system to the central monitoring station via the gateway and the secondary communication link when the primary communication link is unavailable.

The secondary communication link of an embodiment includes a broadband coupling.

The secondary communication link of an embodiment includes a General Packet Radio Service (GPRS) coupling.

The method of an embodiment comprises transmitting messages comprising event data of the security system components and the premise devices to remote client devices via the gateway and the secondary communication link.

The event data of an embodiment comprises changes in device states of at least one of security system components and premise devices, data of at least one of security system components and premise devices, and data received by at least one of security system components and premise devices.

The security server of an embodiment creates, modifies and terminates users corresponding to the security system.

The security server of an embodiment creates, modifies and terminates couplings between the gateway and the security system components.

The security server of an embodiment creates, modifies and terminates couplings between the gateway and the premise devices.

The security server of an embodiment performs creation, modification, deletion and configuration of the security system components.

The security server of an embodiment performs creation, modification, deletion and configuration of the premise devices.

The security server of an embodiment creates automations, schedules and notification rules associated with the security system components.

The security server of an embodiment creates automations, schedules and notification rules associated with the premise devices.

The security server of an embodiment manages access to current and logged state data for the security system components.

The security server of an embodiment manages access to current and logged state data for the premise devices.

The security server of an embodiment manages access to current and logged state data for couplings among the gateway, the security system components and the IP devices.

The security server of an embodiment manages communications with the security system components.

The security server of an embodiment manages communications with the premise devices.

The security server of an embodiment generates and transfers notifications to remote client devices, the notifications comprising event data.

The notifications of an embodiment include one or more of short message service messages and electronic mail messages.



The event data of an embodiment is event data of the security system components.

The event data of an embodiment is event data of the premise devices.

The security server of an embodiment transmits event data of the security system components and the premise devices to a central monitoring station of the security system over the secondary communication link.

The security system components of an embodiment include one or more of sensors, cameras, input/output (I/O) devices, and accessory controllers.

The premise device of an embodiment is an Internet Protocol device.

The premise device of an embodiment is a camera.

The premise device of an embodiment is a touchscreen.

The premise device of an embodiment is a device controller that controls an attached device.

The premise device of an embodiment is a sensor.

Embodiments of the integrated security system include a method comprising: forming a security network by coupling a gateway to a security server, wherein the gateway is located at a first location and coupled to a security system, the security system including security system components located at the first location, wherein the security server is located at a second location different from the first location; and establishing a coupling between the gateway and a plurality of premise devices located at the first location, wherein the gateway electronically integrates communications and functions of the plurality of premise devices and the security system components into the security network.

Embodiments of the integrated security system include a method comprising: automatically establishing communications between a gateway and a security system in a facility, wherein the security system includes a plurality of security system components that are proprietary to the security system; and automatically establishing communications between the gateway and a plurality of network devices, wherein the gateway forms a premise security network at the facility and couples the premise security network to a local area network of the facility, wherein the gateway forms the premise security network by electronically integrating communications and functions of the plurality of network devices and the security system components.

Embodiments of the integrated security system include a method comprising: forming a security network by automatically establishing communications between a gateway and a security system, the security system including security system components installed at a facility; automatically establishing communications between the security network and a plurality of network devices located at the facility, the gateway electronically integrating communications and functions of the plurality of network devices and the security system components into the security network; and providing an interface by which a remote client device accesses the security network, the interface enabling communications with and control of the functions of the security system components and the network devices.

Aspects of the integrated security system and corresponding systems and methods described herein may be implemented as functionality programmed into any of a variety of circuitry, including programmable logic devices (PLDs), such as field programmable gate arrays (FPGAs), programmable array logic (PAL) devices, electrically programmable logic and memory devices and standard cell-based devices, as well as application specific integrated circuits (ASICs). Some other possibilities for implementing aspects of the integrated security system and corresponding systems and

methods include: microcontrollers with memory (such as electronically erasable programmable read only memory (EEPROM)), embedded microprocessors, firmware, software, etc. Furthermore, aspects of the integrated security system and corresponding systems and methods may be embodied in microprocessors having software-based circuit emulation, discrete logic (sequential and combinatorial), custom devices, fuzzy (neural) logic, quantum devices, and hybrids of any of the above device types. Of course the underlying device technologies may be provided in a variety of component types, e.g., metal-oxide semiconductor field-effect transistor (MOSFET) technologies like complementary metal-oxide semiconductor (CMOS), bipolar technologies like emitter-coupled logic (ECL), polymer technologies (e.g., silicon-conjugated polymer and metal-conjugated polymer-metal structures), mixed analog and digital, etc.

It should be noted that any system, method, and/or other components disclosed herein may be described using computer aided design tools and expressed (or represented), as data and/or instructions embodied in various computer-readable media, in terms of their behavioral, register transfer, logic component, transistor, layout geometries, and/or other characteristics. Computer-readable media in which such formatted data and/or instructions may be embodied include, but are not limited to, non-volatile storage media in various forms (e.g., optical, magnetic or semiconductor storage media) and carrier waves that may be used to transfer such formatted data and/or instructions through wireless, optical, or wired signaling media or any combination thereof. Examples of transfers of such formatted data and/or instructions by carrier waves include, but are not limited to, transfers (uploads, downloads, e-mail, etc.) over the Internet and/or other computer networks via one or more data transfer protocols (e.g., HTTP, FTP, SMTP, etc.). When received within a computer system via one or more computer-readable media, such data and/or instruction-based expressions of the above described components may be processed by a processing entity (e.g., one or more processors) within the computer system in conjunction with execution of one or more other computer programs.

Unless the context clearly requires otherwise, throughout the description and the claims, the words “comprise,” “comprising,” and the like are to be construed in an inclusive sense as opposed to an exclusive or exhaustive sense; that is to say, in a sense of “including, but not limited to.” Words using the singular or plural number also include the plural or singular number respectively. Additionally, the words “herein,” “hereunder,” “above,” “below,” and words of similar import, when used in this application, refer to this application as a whole and not to any particular portions of this application. When the word “or” is used in reference to a list of two or more items, that word covers all of the following interpretations of the word: any of the items in the list, all of the items in the list and any combination of the items in the list.

The above description of embodiments of the integrated security system and corresponding systems and methods is not intended to be exhaustive or to limit the systems and methods to the precise forms disclosed. While specific embodiments of, and examples for, the integrated security system and corresponding systems and methods are described herein for illustrative purposes, various equivalent modifications are possible within the scope of the systems and methods, as those skilled in the relevant art will recognize. The teachings of the integrated security system and corresponding systems and methods provided herein can be



applied to other systems and methods, not only for the systems and methods described above.

The elements and acts of the various embodiments described above can be combined to provide further embodiments. These and other changes can be made to the integrated security system and corresponding systems and methods in light of the above detailed description.

In general, in the following claims, the terms used should not be construed to limit the integrated security system and corresponding systems and methods to the specific embodiments disclosed in the specification and the claims, but should be construed to include all systems that operate under the claims. Accordingly, the integrated security system and corresponding systems and methods is not limited by the disclosure, but instead the scope is to be determined entirely by the claims.

While certain aspects of the integrated security system and corresponding systems and methods are presented below in certain claim forms, the inventors contemplate the various aspects of the integrated security system and corresponding systems and methods in any number of claim forms. Accordingly, the inventors reserve the right to add additional claims after filing the application to pursue such additional claim forms for other aspects of the integrated security system and corresponding systems and methods.

What is claimed is:

1. A system comprising:

a computing device located at a first location; and  
a gateway device located at a second location different from the first location and configured to communicate with the computing device, wherein the gateway device is configured to:

send, to the computing device, a request for at least one communication protocol associated with a premises management system located at the second location;  
receive, from the computing device, an indication of the at least one communication protocol; and  
discover using the at least one communication protocol, one or more premises devices associated with the premises management system and located at the second location.

2. The system of claim 1, wherein the gateway device is further configured to send, to the one or more premises devices and via the communication protocol, command data based on discovering the one or more premises devices.

3. The system of claim 1, wherein the gateway device is configured to send the request based on receiving a user input indicative of the premises management system.

4. The system of claim 1, wherein the gateway device is further configured to communicate with the one or more premises devices based on discovering the one or more premises devices.

5. The system of claim 1, wherein the gateway device comprises an interface; and

wherein the gateway device is further configured to:  
receive, via the interface, an input indicative of a function of the one or more premises devices; and  
control, via the communication protocol, the function of the one or more premises devices.

6. The system of claim 1, wherein the gateway device is configured to determine that the one or more premises devices are associated with the premises management system associated with the second location based on discovering the one or more premises devices.

7. The system of claim 1, wherein the one or more premises devices comprise at least one of a sensor device, a

premises management panel device, a keypad device, a camera device, or an alarm device.

8. The system of claim 1, wherein the gateway device is further configured to cause the one or more premises devices to communicate with a system of devices based on discovering the one or more premises devices are associated with the premises management system associated with the second location.

9. The system of claim 8, wherein the system of devices is located at the first location.

10. A method comprising:

sending, by a gateway device and to a computing device, a request for at least one communication protocol associated with a premises management system, wherein the gateway device and the premises management system are located at a first location, wherein the computing device is located at a second location different from the first location;

receiving, from the computing device, an indication of the at least one communication protocol; and

discovering using the at least one communication protocol, one or more premises devices associated with the premises management system and located at the second location.

11. The method of claim 10, wherein the discovering the one or more premises devices comprises communicating, via the communication protocol, with the one or more premises devices.

12. The method of claim 10, further comprising causing the one or more premises devices to communicate with a system of devices based on the discovering the one or more premises devices.

13. The method of claim 10, wherein the method further comprises:

receiving, from a command device located at a third location different from the first location, an indication of a command; and

sending, responsive to the command and to the one or more premises devices, data indicative of the command based on the discovering the one or more premises devices.

14. The method of claim 10, wherein the communication protocol comprises at least one of a proprietary protocol of the one or more premises devices, an XML Protocol (“XMLP”), a Transmission Control Protocol (“TCP”), an Internet Protocol (“IP”), a Contact ID (“CID”) protocol, a Security Industry Association (“SIA”) protocol, or a Simple Network Management (“SNMP”) protocol.

15. The method of claim 10, wherein the method further comprises:

determining an error associated with communicating, via the communication protocol, with the one or more premises devices; and

communicating, based on the determination of the error and via an alternative communication protocol, with the one or more premises devices.

16. A gateway device comprising:

one or more processors; and

memory storing instructions that, when executed by the one or more processors, cause the gateway device to:  
send, to a computing device, a request for at least one communication protocol associated with a premises management located at a first location, wherein the computing device is located at a second location different from the first location;

receive, from the computing device, an indication of the at least one communication protocol; and



49

discover using the at least one communication protocol, one or more premises devices associated with the premises management system and located at the second location.

17. The gateway device of claim 16, wherein the instructions, when executed, further cause the gateway device to at least one of change a state of the one or more premises devices, change a configuration parameter of the one or more premises devices, or request an indication of an alarm event associated with the first location based on discovering the one or more premises devices.

18. The gateway device of claim 16, wherein the communication protocol comprises at least one of a Voice over Internet Protocol (“VoIP”), a Global System for Mobile Communications (“GSM”) protocol, a General Packet Radio Service (“GPRS”) protocol, a Code-Division Multiple Access (“CDMA”) protocol, or a public switched telephone network (“PTSN”) protocol.

19. The gateway device of claim 16, wherein the instructions, when executed, further cause the gateway device to send, to another computing device, data from the one or more premises devices based on discovering the one or more premises devices.

20. The gateway device of claim 16, wherein the instructions, when executed, further cause the gateway device to cause another device at a third location to communicate with the one or more premises devices based on discovering the one or more premises devices.

21. A non-transitory computer-readable medium storing instructions that, when executed, cause:

sending, by a gateway device and to a computing device, a request for at least one communication protocol associated with a premises management system,

50

wherein the gateway device is located at a first location, wherein the computing device is located at a second location different from the first location;

receiving, from the computing device, an indication of the at least one communication protocol; and

discovering, using the communication protocol, one or more premises devices associated with the premises management system and located at the second location.

22. The non-transitory computer-readable medium of claim 21, wherein the communication protocol comprises at least one of a proprietary protocol of the one or more premises devices, an XML Protocol (“XMLP”), a Transmission Control Protocol (“TCP”), an Internet Protocol (“IP”), a Contact ID (“CID”) protocol, a Security Industry Association (“SIA”) protocol, or a Simple Network Management (“SNMP”) protocol.

23. The non-transitory computer-readable medium of claim 21, wherein the instructions that, when executed, cause the sending the request comprise instructions that cause the sending the request based on receiving a user input indicative of the premises management system.

24. The non-transitory computer-readable medium of claim 21, wherein the instructions that, when executed, cause discovering the one or more premises devices cause communicating with the one or more premises devices via the communication protocol cause discovering the one or more premises.

25. The non-transitory computer-readable medium of claim 21, wherein the one or more premises devices comprise at least one of a home automation device, a camera device, a touchscreen device, an Internet Protocol (IP) device, a device controller, or a sensor device.

\* \* \* \* \*