



US010873603B2

(12) **United States Patent**
Albertson et al.

(10) **Patent No.:** **US 10,873,603 B2**
(45) **Date of Patent:** **Dec. 22, 2020**

(54) **CYBER SECURITY SHARING AND IDENTIFICATION SYSTEM**

(71) Applicant: **Palantir Technologies Inc.**, Palo Alto, CA (US)

(72) Inventors: **Jacob Albertson**, New York, NY (US); **Melody Hildebrandt**, New York, NY (US); **Harkirat Singh**, New York, NY (US); **Shyam Sankar**, Palo Alto, CA (US); **Rick Ducott**, San Francisco, CA (US); **Peter Maag**, New York, NY (US); **Marissa Kimball**, New York, NY (US)

(73) Assignee: **Palantir Technologies Inc.**, Denver, CO (US)

(*) Notice: Subject to any disclaimer, the term of this patent is extended or adjusted under 35 U.S.C. 154(b) by 196 days.

(21) Appl. No.: **15/923,949**

(22) Filed: **Mar. 16, 2018**

(65) **Prior Publication Data**
US 2018/0337952 A1 Nov. 22, 2018

Related U.S. Application Data

(63) Continuation of application No. 14/684,231, filed on Apr. 10, 2015, now Pat. No. 9,923,925, which is a (Continued)

(51) **Int. Cl.**
G06Q 50/22 (2018.01)
H04L 29/06 (2006.01)
(Continued)

(52) **U.S. Cl.**
CPC **H04L 63/20** (2013.01); **G06F 21/50** (2013.01); **G06F 21/55** (2013.01); **H04L 63/14** (2013.01); **H04L 63/1441** (2013.01)

(58) **Field of Classification Search**
None
See application file for complete search history.

(56) **References Cited**
U.S. PATENT DOCUMENTS
5,109,399 A 4/1992 Thompson
5,253,164 A 10/1993 Holloway et al.
(Continued)

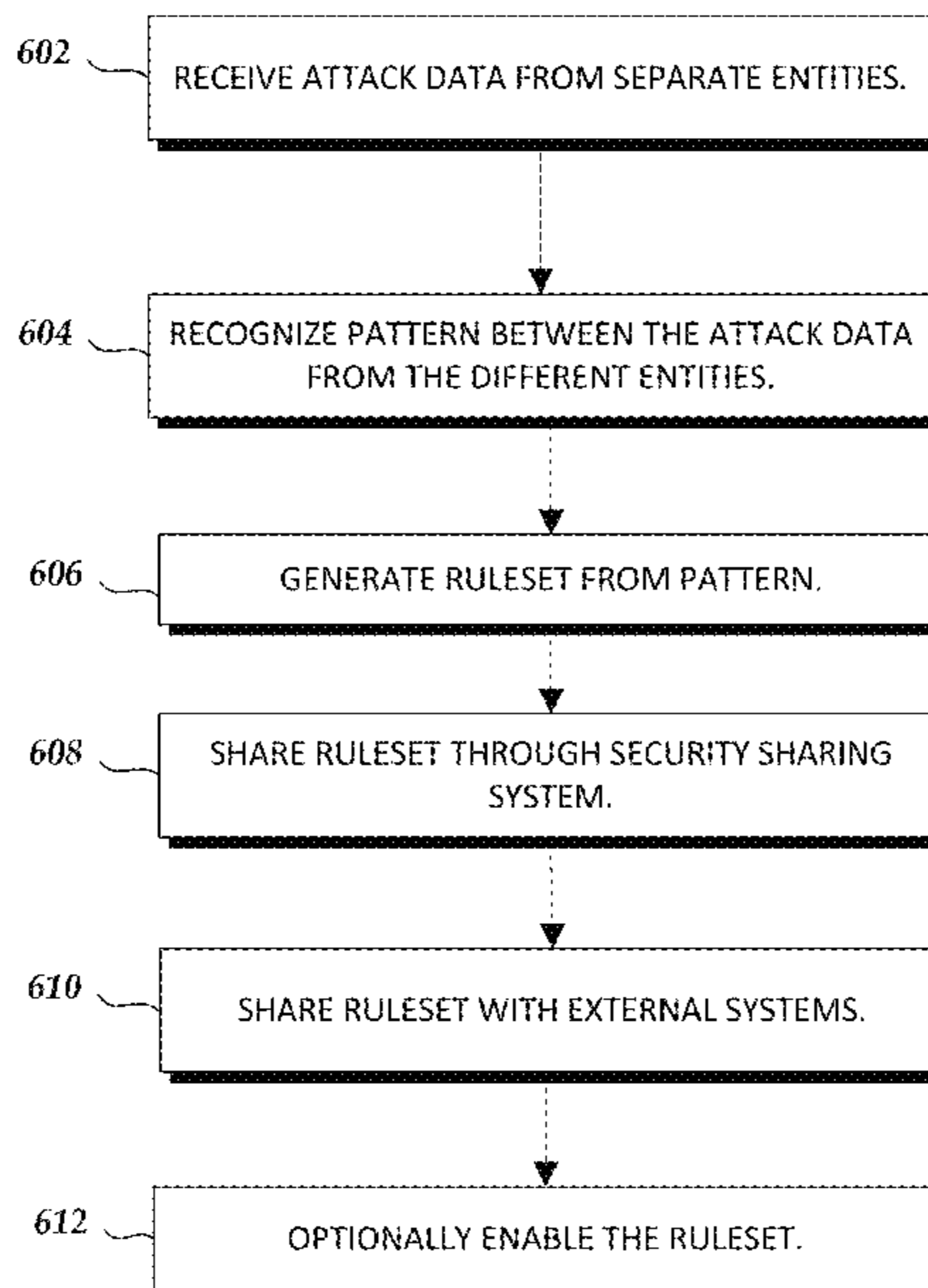
FOREIGN PATENT DOCUMENTS
CN 101729531 6/2010
CN 103281301 9/2013
(Continued)

OTHER PUBLICATIONS
US 8,712,906 B1, 04/2014, Sprague et al. (withdrawn)
(Continued)

Primary Examiner — William J. Goodchild
(74) *Attorney, Agent, or Firm* — Knobbe, Martens, Olson & Bear, LLP

(57) **ABSTRACT**
Systems and techniques for sharing security data are described herein. Security rules and/or attack data may be automatically shared, investigated, enabled, and/or used by entities. A security rule may be enabled on different entities comprising different computing systems to combat similar security threats and/or attacks. Security rules and/or attack data may be modified to redact sensitive information and/or configured through access controls for sharing.

16 Claims, 14 Drawing Sheets



Related U.S. Application Data

continuation of application No. 14/280,490, filed on May 16, 2014, now Pat. No. 9,009,827.

(60) Provisional application No. 61/942,480, filed on Feb. 20, 2014.

(51) **Int. Cl.**

G06F 21/50 (2013.01)

G06F 21/55 (2013.01)

(56)

References Cited

U.S. PATENT DOCUMENTS

5,329,108	A	7/1994	Lamoure	7,167,877	B2	1/2007	Balogh et al.
5,548,749	A	8/1996	Kroenke et al.	7,168,039	B2	1/2007	Bertram
5,632,009	A	5/1997	Rao et al.	7,171,427	B2	1/2007	Witowski et al.
5,670,987	A	9/1997	Doi et al.	7,237,192	B1	6/2007	Stephenson et al.
5,708,828	A	1/1998	Coleman	7,240,330	B2	7/2007	Fairweather
5,765,171	A	6/1998	Gehani et al.	7,269,786	B1	9/2007	Malloy et al.
5,781,704	A	7/1998	Rossmo	7,278,105	B1	10/2007	Kitts
5,822,741	A	10/1998	Fischthal	7,290,698	B2	11/2007	Poslinski et al.
5,845,300	A	12/1998	Comer	7,333,998	B2	2/2008	Heckerman et al.
5,870,761	A	2/1999	Demers et al.	7,370,047	B2	5/2008	Gorman
6,057,757	A	5/2000	Arrowsmith et al.	7,373,669	B2	5/2008	Eisen
6,091,956	A	7/2000	Hollenberg	7,379,811	B2	5/2008	Rasmussen et al.
6,098,078	A	8/2000	Gehani et al.	7,379,903	B2	5/2008	Caballero et al.
6,161,098	A	12/2000	Wallman	7,418,431	B1	8/2008	Nies et al.
6,190,053	B1	2/2001	Stahlecker et al.	7,426,654	B2	9/2008	Adams et al.
6,202,085	B1	3/2001	Benson et al.	7,437,664	B2	10/2008	Borson
6,216,140	B1	4/2001	Kramer	7,451,397	B2	11/2008	Weber et al.
6,219,053	B1	4/2001	Tachibana et al.	7,454,466	B2	11/2008	Bellotti et al.
6,232,971	B1	5/2001	Haynes	7,467,375	B2	12/2008	Tondreau et al.
6,240,414	B1	5/2001	Beizer et al.	7,487,139	B2	2/2009	Fraleigh et al.
6,247,019	B1	6/2001	Davies	7,502,786	B2	3/2009	Liu et al.
6,279,018	B1	8/2001	Kudrolli et al.	7,525,422	B2	4/2009	Bishop et al.
6,289,338	B1	9/2001	Stoffel et al.	7,529,727	B2	5/2009	Arning et al.
6,317,754	B1	11/2001	Peng	7,529,734	B2	5/2009	Dirisala
6,341,310	B1	1/2002	Leshem et al.	7,533,069	B2	5/2009	Fairweather
6,369,835	B1	4/2002	Lin	7,546,245	B2	6/2009	Surpin et al.
6,374,252	B1	4/2002	Althoff et al.	7,546,271	B1	6/2009	Chmielewski et al.
6,456,997	B1	9/2002	Shukla	7,558,677	B2	7/2009	Jones
6,463,404	B1	10/2002	Appleby	7,574,409	B2	8/2009	Patinkin
6,505,196	B2	1/2003	Drucker et al.	7,574,428	B2	8/2009	Leiserowitz et al.
6,523,019	B1	2/2003	Borthwick	7,579,965	B2	8/2009	Bucholz
6,523,172	B1	2/2003	Martinez-Guerra et al.	7,596,285	B2	9/2009	Brown et al.
6,539,381	B1	3/2003	Prasad et al.	7,596,608	B2	9/2009	Alexander et al.
6,549,944	B1	4/2003	Weinberg et al.	7,614,006	B2	11/2009	Molander
6,560,620	B1	5/2003	Ching	7,617,232	B2	11/2009	Gabbert et al.
6,567,936	B1	5/2003	Yang et al.	7,620,628	B2	11/2009	Kapur et al.
6,581,068	B1	6/2003	Bensoussan et al.	7,627,812	B2	12/2009	Chamberlain et al.
6,594,672	B1	7/2003	Lampson et al.	7,634,717	B2	12/2009	Chamberlain et al.
6,631,496	B1	10/2003	Li et al.	7,640,173	B2	12/2009	Surpin et al.
6,640,231	B1	10/2003	Andersen et al.	7,676,788	B1	3/2010	Ousterhout et al.
6,642,945	B1	11/2003	Sharpe	7,685,083	B2	3/2010	Fairweather
6,714,936	B1	3/2004	Nevin, III	7,703,021	B1	4/2010	Flam
6,748,481	B1	6/2004	Parry et al.	7,712,049	B2	5/2010	Williams et al.
6,775,675	B1	8/2004	Nwabueze et al.	7,716,067	B2	5/2010	Surpin et al.
6,807,569	B1	10/2004	Bhimani et al.	7,716,077	B1	5/2010	Mikurak
6,816,941	B1	11/2004	Carlson et al.	7,725,547	B2	5/2010	Albertson et al.
6,828,920	B2	12/2004	Owen et al.	7,730,396	B2	6/2010	Chidlovskii et al.
6,839,745	B1	1/2005	Dingari et al.	7,770,100	B2	8/2010	Chamberlain et al.
6,842,736	B1	1/2005	Brzozowski	7,783,658	B1	8/2010	Bayliss
6,877,137	B1	4/2005	Rivette et al.	7,792,664	B1	9/2010	Crawford et al.
6,938,034	B1	8/2005	Kraft et al.	7,805,457	B1	9/2010	Viola et al.
6,976,210	B1	12/2005	Silva et al.	7,809,703	B2	10/2010	Balabhadrapatruni et al.
6,980,984	B1	12/2005	Huffman et al.	7,813,937	B1	10/2010	Pathria et al.
6,985,950	B1	1/2006	Hanson et al.	7,813,944	B1	10/2010	Luk et al.
7,027,974	B1	4/2006	Busch et al.	7,814,102	B2	10/2010	Miller et al.
7,036,085	B2	4/2006	Barros	7,818,297	B2	10/2010	Peleg et al.
7,043,702	B2	5/2006	Chi et al.	7,818,658	B2	10/2010	Chen
7,055,110	B2	5/2006	Kupka et al.	7,827,045	B2	11/2010	Madill et al.
7,072,911	B1	7/2006	Doman	7,877,421	B2	1/2011	Berger et al.
7,139,800	B2	11/2006	Bellotti et al.	7,894,984	B2	2/2011	Rasmussen et al.
7,158,878	B2	1/2007	Rasmussen et al.	7,899,611	B2	3/2011	Downs et al.
7,162,475	B2	1/2007	Ackerman	7,912,837	B2	3/2011	Buron et al.
				7,917,376	B2	3/2011	Bellin et al.
				7,920,963	B2	4/2011	Jouline et al.
				7,933,862	B2	4/2011	Chamberlain et al.
				7,962,281	B2	6/2011	Rasmussen et al.
				7,962,495	B2	6/2011	Jain et al.
				7,962,848	B2	6/2011	Bertram
				7,970,240	B1	6/2011	Chao et al.
				7,971,150	B2	6/2011	Raskutti et al.
				8,001,465	B2	8/2011	Kudrolli et al.
				8,001,482	B2	8/2011	Bhattiprolu et al.
				8,010,545	B2	8/2011	Stefik et al.
				8,010,886	B2	8/2011	Gusmorino et al.
				8,015,151	B2	9/2011	Lier et al.
				8,015,487	B2	9/2011	Roy et al.
				8,019,709	B2	9/2011	Norton et al.
				8,024,778	B2	9/2011	Cash et al.
				8,036,632	B1	10/2011	Cona et al.

(56)

References Cited

U.S. PATENT DOCUMENTS

8,046,362 B2	10/2011	Bayliss	8,745,516 B2	6/2014	Mason et al.
8,082,172 B2	12/2011	Chao et al.	8,781,169 B2	7/2014	Jackson et al.
8,095,434 B1	1/2012	Puttick et al.	8,788,405 B1	7/2014	Sprague et al.
8,099,339 B1	1/2012	Pinsonneault et al.	8,788,407 B1	7/2014	Singh et al.
8,103,543 B1	1/2012	Zwicky	8,799,799 B1	8/2014	Cervelli et al.
8,117,022 B2	2/2012	Linker	8,799,812 B2	8/2014	Parker
8,132,149 B2	3/2012	Shenfield et al.	8,812,960 B1	8/2014	Sun et al.
8,134,457 B2	3/2012	Velipasalar et al.	8,818,892 B1	8/2014	Sprague et al.
8,135,679 B2	3/2012	Bayliss	8,830,322 B2	9/2014	Nerayoff et al.
8,135,719 B2	3/2012	Bayliss	8,832,594 B1	9/2014	Thompson et al.
8,145,703 B2	3/2012	Frishert et al.	8,832,832 B1	9/2014	Visbal
8,196,184 B2	6/2012	Amirov et al.	8,868,486 B2	10/2014	Tamayo
8,214,232 B2	7/2012	Tyler et al.	8,917,274 B2	12/2014	Ma et al.
8,214,361 B1	7/2012	Sandler et al.	8,924,872 B1	12/2014	Bogomolov et al.
8,214,764 B2	7/2012	Gemmell et al.	8,937,619 B2	1/2015	Sharma et al.
8,225,201 B2	7/2012	Michael	9,009,827 B1	4/2015	Albertson et al.
8,229,947 B2	7/2012	Fujinaga	9,043,894 B1	5/2015	Dennison et al.
8,230,333 B2	7/2012	Decherd et al.	9,923,925 B2	3/2018	Albertson et al.
8,239,668 B1	8/2012	Chen et al.	10,572,496 B1	2/2020	Frank et al.
8,266,168 B2	9/2012	Bayliss	2001/0021936 A1	9/2001	Bertram
8,271,948 B2	9/2012	Talozi et al.	2002/0033848 A1	3/2002	Sciammarella et al.
8,280,880 B1	10/2012	Aymeloglu et al.	2002/0065708 A1	5/2002	Senay et al.
8,290,942 B2	10/2012	Jones et al.	2002/0087328 A1	7/2002	Denenberg et al.
8,290,990 B2	10/2012	Drath et al.	2002/0091707 A1	7/2002	Keller
8,301,464 B1	10/2012	Cave et al.	2002/0095658 A1	7/2002	Shulman
8,301,904 B1	10/2012	Gryaznov	2002/0116120 A1	8/2002	Ruiz et al.
8,312,367 B2	11/2012	Foster	2002/0130907 A1	9/2002	Chi et al.
8,312,546 B2	11/2012	Alme	2002/0174201 A1	11/2002	Ramer et al.
8,316,060 B1	11/2012	Snyder et al.	2002/0188473 A1	12/2002	Jackson
8,321,943 B1	11/2012	Walters et al.	2002/0194119 A1	12/2002	Wright et al.
8,347,398 B1	1/2013	Weber	2003/0028560 A1	2/2003	Kudrolli et al.
8,352,881 B2	1/2013	Champion et al.	2003/0039948 A1	2/2003	Donahue
8,368,695 B2	2/2013	Howell et al.	2003/0084017 A1	5/2003	Ordille
8,380,659 B2	2/2013	Zunger	2003/0088654 A1	5/2003	Good et al.
8,397,171 B2	3/2013	Klassen et al.	2003/0097330 A1	5/2003	Hillmer et al.
8,411,046 B2	4/2013	Kruzeniski et al.	2003/0144868 A1	7/2003	MacIntyre et al.
8,412,707 B1	4/2013	Mianji	2003/0163352 A1	8/2003	Surpin et al.
8,442,940 B1	5/2013	Faletti et al.	2003/0172053 A1	9/2003	Fairweather
8,447,674 B2	5/2013	Choudhuri et al.	2003/0177112 A1	9/2003	Gardner
8,447,722 B1	5/2013	Ahuja et al.	2003/0182313 A1	9/2003	Federwisch et al.
8,452,790 B1	5/2013	Mianji	2003/0200217 A1	10/2003	Ackerman
8,463,036 B1	6/2013	Ramesh et al.	2003/0225755 A1	12/2003	Iwayama et al.
8,484,168 B2	7/2013	Bayliss	2003/0229519 A1	12/2003	Eidex et al.
8,489,331 B2	7/2013	Kopf et al.	2003/0229848 A1	12/2003	Arend et al.
8,489,623 B2	7/2013	Jain et al.	2004/0032432 A1	2/2004	Baynger
8,489,641 B1	7/2013	Seefeld et al.	2004/0064256 A1	4/2004	Barinek et al.
8,495,077 B2	7/2013	Bayliss	2004/0078228 A1	4/2004	FitzGerald et al.
8,498,969 B2	7/2013	Bayliss	2004/0083466 A1	4/2004	Dapp et al.
8,498,984 B1	7/2013	Hwang et al.	2004/0085318 A1	4/2004	Hassler et al.
8,514,082 B2	8/2013	Cova et al.	2004/0095349 A1	5/2004	Bito et al.
8,515,207 B2	8/2013	Chau	2004/0103124 A1	5/2004	Kupkova
8,515,912 B2	8/2013	Garrod et al.	2004/0111390 A1	6/2004	Saito et al.
8,527,461 B2	9/2013	Ducott, III et al.	2004/0111410 A1	6/2004	Burgoon et al.
8,554,579 B2	10/2013	Tribble et al.	2004/0143602 A1	7/2004	Ruiz et al.
8,554,653 B2	10/2013	Falkenberg et al.	2004/0153418 A1	8/2004	Hanweck
8,554,709 B2	10/2013	Goodson et al.	2004/0181554 A1	9/2004	Heckerman et al.
8,577,911 B1	11/2013	Stepinski et al.	2004/0193600 A1	9/2004	Kaasten et al.
8,578,500 B2	11/2013	Long	2004/0205524 A1	10/2004	Richter et al.
8,589,273 B2	11/2013	Creeden et al.	2004/0250124 A1	12/2004	Chesla et al.
8,600,872 B1	12/2013	Yan	2004/0250576 A1	12/2004	Flanders
8,620,641 B2	12/2013	Farnsworth et al.	2004/0260702 A1	12/2004	Cragun et al.
8,639,522 B2	1/2014	Pathria et al.	2005/0027705 A1	2/2005	Sadri et al.
8,646,080 B2	2/2014	Williamson et al.	2005/0028094 A1	2/2005	Allyn
8,671,449 B1 *	3/2014	Nachenberg H04L 63/145 726/24	2005/0034107 A1	2/2005	Kendall et al.
8,676,597 B2	3/2014	Buehler et al.	2005/0080769 A1	4/2005	Gemmell
8,676,857 B1	3/2014	Adams et al.	2005/0086207 A1	4/2005	Heuer et al.
8,688,749 B1	4/2014	Ducott, III et al.	2005/0091420 A1	4/2005	Snover et al.
8,689,108 B1	4/2014	Duffield et al.	2005/0108063 A1	5/2005	Madill et al.
8,689,182 B2	4/2014	Leithead et al.	2005/0125715 A1	6/2005	Di Franco et al.
8,707,185 B2	4/2014	Robinson et al.	2005/0162523 A1	7/2005	Darrell et al.
8,713,467 B1	4/2014	Goldenberg et al.	2005/0180330 A1	8/2005	Shapiro
8,726,379 B1	5/2014	Stiansen et al.	2005/0182793 A1	8/2005	Keenan et al.
8,739,278 B2	5/2014	Varghese	2005/0183005 A1	8/2005	Denoue et al.
8,742,934 B1	6/2014	Sarpy et al.	2005/0193024 A1	9/2005	Beyer et al.
			2005/0222928 A1	10/2005	Steier et al.
			2005/0229256 A2	10/2005	Banzhof
			2005/0246327 A1	11/2005	Yeung et al.
			2005/0251786 A1	11/2005	Citron et al.
			2005/0262556 A1	11/2005	Waisman et al.

(56)

References Cited

U.S. PATENT DOCUMENTS

2006/0026120 A1	2/2006	Carolan et al.	2008/0141117 A1	6/2008	King et al.
2006/0026170 A1	2/2006	Kreitler et al.	2008/0148398 A1	6/2008	Mezack et al.
2006/0036568 A1	2/2006	Moore et al.	2008/0162616 A1	7/2008	Gross et al.
2006/0045470 A1	3/2006	Poslinski et al.	2008/0189240 A1	8/2008	Mullins et al.
2006/0059139 A1	3/2006	Robinson	2008/0195417 A1	8/2008	Surpin et al.
2006/0069912 A1	3/2006	Zheng et al.	2008/0195608 A1	8/2008	Clover
2006/0074866 A1	4/2006	Chamberlain et al.	2008/0222295 A1	9/2008	Robinson et al.
2006/0074881 A1	4/2006	Vembu et al.	2008/0228467 A1	9/2008	Womack et al.
2006/0080619 A1	4/2006	Carlson et al.	2008/0229422 A1	9/2008	Hudis et al.
2006/0106879 A1	5/2006	Zondervan et al.	2008/0235575 A1	9/2008	Weiss
2006/0129746 A1	6/2006	Porter	2008/0243951 A1	10/2008	Webman et al.
2006/0139375 A1	6/2006	Rasmussen et al.	2008/0255973 A1	10/2008	El Wade et al.
2006/0149596 A1	7/2006	Surpin et al.	2008/0263468 A1	10/2008	Cappione et al.
2006/0155945 A1	7/2006	McGarvey	2008/0267107 A1	10/2008	Rosenberg
2006/0190497 A1	8/2006	Inturi et al.	2008/0276167 A1	11/2008	Michael
2006/0203337 A1	9/2006	White	2008/0278311 A1	11/2008	Grange et al.
2006/0206866 A1	9/2006	Eldrige et al.	2008/0281580 A1	11/2008	Zabokritski
2006/0218637 A1	9/2006	Thomas et al.	2008/0288306 A1	11/2008	MacIntyre et al.
2006/0224579 A1	10/2006	Zheng	2008/0288425 A1	11/2008	Posse et al.
2006/0224629 A1	10/2006	Alexander et al.	2008/0301643 A1	12/2008	Appleton et al.
2006/0242040 A1	10/2006	Rader	2008/0320299 A1	12/2008	Wobber et al.
2006/0242630 A1	10/2006	Koike et al.	2009/0002492 A1	1/2009	Velipasalar et al.
2006/0247947 A1	11/2006	Suringa	2009/0018940 A1	1/2009	Wang et al.
2006/0265747 A1*	11/2006	Judge H04L 63/1416 726/22	2009/0027418 A1	1/2009	Maru et al.
2006/0271277 A1	11/2006	Hu et al.	2009/0030915 A1	1/2009	Winter et al.
2006/0273893 A1	12/2006	Warner	2009/0044279 A1	2/2009	Crawford et al.
2006/0279630 A1	12/2006	Aggarwal et al.	2009/0055251 A1	2/2009	Shah et al.
2007/0005707 A1	1/2007	Teodosiu et al.	2009/0076845 A1	3/2009	Bellin et al.
2007/0011030 A1	1/2007	Bregante et al.	2009/0082997 A1	3/2009	Tokman et al.
2007/0011150 A1	1/2007	Frank	2009/0083184 A1	3/2009	Eisen
2007/0015506 A1	1/2007	Hewett et al.	2009/0088964 A1	4/2009	Schaaf et al.
2007/0016363 A1	1/2007	Huang et al.	2009/0094064 A1	4/2009	Tyler et al.
2007/0026373 A1	2/2007	Suriyanarayanan et al.	2009/0100165 A1	4/2009	Wesley et al.
2007/0038962 A1	2/2007	Fuchs et al.	2009/0103442 A1	4/2009	Douville
2007/0057966 A1	3/2007	Ohno et al.	2009/0119309 A1	5/2009	Gibson et al.
2007/0074169 A1	3/2007	Chess et al.	2009/0125369 A1	5/2009	Kloosstra et al.
2007/0078832 A1	4/2007	Ott et al.	2009/0132921 A1	5/2009	Hwangbo et al.
2007/0078872 A1	4/2007	Cohen	2009/0132953 A1	5/2009	Reed et al.
2007/0083541 A1	4/2007	Fraleigh et al.	2009/0144262 A1	6/2009	White et al.
2007/0112714 A1	5/2007	Fairweather	2009/0144274 A1	6/2009	Fraleigh et al.
2007/0112887 A1	5/2007	Liu et al.	2009/0164934 A1	6/2009	Bhattiprolu et al.
2007/0168516 A1	7/2007	Liu et al.	2009/0171939 A1	7/2009	Athsani et al.
2007/0174760 A1	7/2007	Chamberlain et al.	2009/0172511 A1	7/2009	Decherd et al.
2007/0180075 A1	8/2007	Chasman et al.	2009/0172821 A1	7/2009	Daira et al.
2007/0192143 A1	8/2007	Krishnan et al.	2009/0179892 A1	7/2009	Tsuda et al.
2007/0192265 A1	8/2007	Chopin et al.	2009/0187546 A1	7/2009	Whyte et al.
2007/0208497 A1	9/2007	Downs et al.	2009/0192957 A1	7/2009	Subramanian et al.
2007/0208498 A1	9/2007	Barker et al.	2009/0199090 A1	8/2009	Poston et al.
2007/0208736 A1	9/2007	Tanigawa et al.	2009/0210251 A1	8/2009	Callas
2007/0220067 A1	9/2007	Suriyanarayanan et al.	2009/0222400 A1	9/2009	Kupershmidt et al.
2007/0220328 A1	9/2007	Liu et al.	2009/0222760 A1	9/2009	Halverson et al.
2007/0233756 A1	10/2007	D'Souza et al.	2009/0228507 A1	9/2009	Jain et al.
2007/0266336 A1	11/2007	Nojima et al.	2009/0234720 A1	9/2009	George et al.
2007/0294200 A1	12/2007	Au	2009/0248828 A1	10/2009	Gould et al.
2007/0294643 A1	12/2007	Kyle	2009/0254970 A1	10/2009	Agarwal et al.
2007/0294766 A1	12/2007	Mir et al.	2009/0271359 A1	10/2009	Bayliss
2007/0299697 A1	12/2007	Friedlander et al.	2009/0281839 A1	11/2009	Lynn et al.
2007/0299887 A1	12/2007	Novik et al.	2009/0287470 A1	11/2009	Farnsworth et al.
2008/0005780 A1*	1/2008	Singleton G06F 16/178 726/1	2009/0292626 A1	11/2009	Oxford
2008/0027981 A1	1/2008	Wahl	2009/0328222 A1	12/2009	Helman et al.
2008/0033753 A1	2/2008	Canda et al.	2010/0011000 A1	1/2010	Chakra et al.
2008/0040684 A1	2/2008	Crump	2010/0011282 A1	1/2010	Dollard et al.
2008/0051989 A1	2/2008	Welsh	2010/0042922 A1	2/2010	Bradateanu et al.
2008/0052142 A1	2/2008	Bailey et al.	2010/0057716 A1	3/2010	Stefik et al.
2008/0077474 A1	3/2008	Dumas et al.	2010/0064252 A1	3/2010	Kramer et al.
2008/0077597 A1	3/2008	Butler	2010/0070523 A1	3/2010	Delgo et al.
2008/0077642 A1	3/2008	Carbone et al.	2010/0070842 A1	3/2010	Aymeloglu et al.
2008/0086718 A1	4/2008	Bostick et al.	2010/0070897 A1	3/2010	Aymeloglu et al.
2008/0104019 A1	5/2008	Nath	2010/0074125 A1*	3/2010	Chandra H04L 41/0873 370/252
2008/0109762 A1	5/2008	Hundal et al.	2010/0077481 A1*	3/2010	Polyakov G06F 21/568 726/24
2008/0126951 A1	5/2008	Sood et al.	2010/0077483 A1	3/2010	Stolfo et al.
2008/0133567 A1	6/2008	Ames et al.	2010/0100963 A1	4/2010	Mahaffey
2008/0140387 A1	6/2008	Linker	2010/0114887 A1	5/2010	Conway et al.
			2010/0121803 A1	5/2010	Gill
			2010/0122152 A1	5/2010	Chamberlain et al.
			2010/0125546 A1	5/2010	Barrett et al.
			2010/0131457 A1	5/2010	Heimendinger

(56)

References Cited

U.S. PATENT DOCUMENTS

2010/0145909 A1	6/2010	Ngo	2012/0150446 A1	6/2012	Chang et al.
2010/0162176 A1	6/2010	Dunton	2012/0159307 A1	6/2012	Chung et al.
2010/0169237 A1	7/2010	Howard et al.	2012/0159362 A1	6/2012	Brown et al.
2010/0185691 A1	7/2010	Irmak et al.	2012/0159399 A1	6/2012	Bastide et al.
2010/0191563 A1	7/2010	Schlaifer et al.	2012/0167164 A1	6/2012	Burgess et al.
2010/0198684 A1	8/2010	Eraker et al.	2012/0173289 A1	7/2012	Pollard et al.
2010/0199225 A1	8/2010	Coleman et al.	2012/0173985 A1	7/2012	Peppel
2010/0204983 A1	8/2010	Chung et al.	2012/0191446 A1	7/2012	Binsztok et al.
2010/0235915 A1	9/2010	Memon et al.	2012/0196557 A1	8/2012	Reich et al.
2010/0250412 A1	9/2010	Wagner	2012/0196558 A1	8/2012	Reich et al.
2010/0262688 A1	10/2010	Hussain et al.	2012/0208636 A1	8/2012	Feige
2010/0280857 A1	11/2010	Liu et al.	2012/0215898 A1	8/2012	Shah et al.
2010/0293174 A1	11/2010	Bennett et al.	2012/0221511 A1	8/2012	Gibson et al.
2010/0306029 A1	12/2010	Jolley	2012/0221553 A1	8/2012	Wittmer et al.
2010/0306285 A1	12/2010	Shah et al.	2012/0221580 A1	8/2012	Barney
2010/0306713 A1	12/2010	Geisner et al.	2012/0230560 A1	9/2012	Spitz et al.
2010/0321399 A1	12/2010	Ellren et al.	2012/0233656 A1*	9/2012	Rieschick H04W 12/08 726/1
2010/0325526 A1	12/2010	Ellis et al.	2012/0245976 A1	9/2012	Kumar et al.
2010/0325581 A1	12/2010	Finkelstein et al.	2012/0246148 A1	9/2012	Dror
2010/0330801 A1	12/2010	Rouh	2012/0254129 A1	10/2012	Wheeler et al.
2011/0010342 A1	1/2011	Chen et al.	2012/0266245 A1	10/2012	McDougal et al.
2011/0035811 A1	2/2011	Rees et al.	2012/0290879 A1	11/2012	Shibuya et al.
2011/0047159 A1	2/2011	Baid et al.	2012/0296907 A1	11/2012	Long et al.
2011/0060753 A1	3/2011	Shaked et al.	2012/0304150 A1	11/2012	Leithead et al.
2011/0061013 A1	3/2011	Bilicki et al.	2012/0304244 A1	11/2012	Xie et al.
2011/0074811 A1	3/2011	Hanson et al.	2012/0310831 A1	12/2012	Harris et al.
2011/0078173 A1	3/2011	Seligmann et al.	2012/0310838 A1	12/2012	Harris et al.
2011/0087519 A1	4/2011	Fordyce, III et al.	2012/0311684 A1	12/2012	Paulsen et al.
2011/0093327 A1	4/2011	Fordyce, III et al.	2012/0323829 A1	12/2012	Stokes et al.
2011/0117878 A1	5/2011	Barash et al.	2012/0323888 A1	12/2012	Osann, Jr.
2011/0119100 A1	5/2011	Ruhl et al.	2012/0330801 A1*	12/2012	McDougal G06F 21/56 705/32
2011/0137766 A1	6/2011	Rasmussen et al.	2012/0330973 A1	12/2012	Ghuneim et al.
2011/0153384 A1	6/2011	Horne et al.	2013/0006426 A1	1/2013	Healey et al.
2011/0167105 A1	7/2011	Ramakrishnan et al.	2013/0006655 A1	1/2013	Van Arkel et al.
2011/0167493 A1	7/2011	Song et al.	2013/0006668 A1	1/2013	Van Arkel et al.
2011/0170799 A1	7/2011	Carrino et al.	2013/0006725 A1	1/2013	Simanek et al.
2011/0173032 A1	7/2011	Payne et al.	2013/0013612 A1	1/2013	Fittges et al.
2011/0173093 A1	7/2011	Psota et al.	2013/0018796 A1	1/2013	Kolhatkar et al.
2011/0178842 A1	7/2011	Rane et al.	2013/0019306 A1*	1/2013	Lagar-Cavilla G06F 21/566 726/22
2011/0197280 A1*	8/2011	Young H04L 63/1416 726/24	2013/0024307 A1	1/2013	Fuerstenberg et al.
2011/0208724 A1	8/2011	Jones et al.	2013/0024339 A1	1/2013	Choudhuri et al.
2011/0218934 A1	9/2011	Elser	2013/0046842 A1	2/2013	Muntz et al.
2011/0219450 A1	9/2011	McDougal et al.	2013/0060786 A1	3/2013	Serrano et al.
2011/0225198 A1	9/2011	Edwards et al.	2013/0061169 A1	3/2013	Pearcy et al.
2011/0231223 A1	9/2011	Winters	2013/0067017 A1	3/2013	Carriere et al.
2011/0238510 A1	9/2011	Rowen et al.	2013/0073377 A1	3/2013	Heath
2011/0238553 A1	9/2011	Raj et al.	2013/0078943 A1	3/2013	Biage et al.
2011/0238570 A1	9/2011	Li et al.	2013/0086072 A1	4/2013	Peng et al.
2011/0246229 A1	10/2011	Pacha	2013/0091084 A1	4/2013	Lee
2011/0258216 A1	10/2011	Supakkul et al.	2013/0097482 A1	4/2013	Marantz et al.
2011/0264459 A1	10/2011	Tyler et al.	2013/0101159 A1	4/2013	Chao et al.
2011/0291851 A1	12/2011	Whisenant	2013/0111320 A1	5/2013	Campbell et al.
2011/0307382 A1	12/2011	Siegel et al.	2013/01117651 A1	5/2013	Waldman et al.
2011/0310005 A1	12/2011	Chen et al.	2013/0124193 A1	5/2013	Holmberg
2012/0005159 A1	1/2012	Wang et al.	2013/0139268 A1	5/2013	An et al.
2012/0016849 A1	1/2012	Garrod et al.	2013/0150004 A1	6/2013	Rosen
2012/0019559 A1	1/2012	Siler et al.	2013/0151338 A1	6/2013	Distefano, III
2012/0022945 A1	1/2012	Falkenborg et al.	2013/0151388 A1	6/2013	Falkenborg et al.
2012/0023075 A1	1/2012	Pulfer et al.	2013/0157234 A1	6/2013	Gulli et al.
2012/0036013 A1	2/2012	Neuhaus et al.	2013/0160120 A1	6/2013	Malaviya et al.
2012/0036106 A1	2/2012	Desai et al.	2013/0166550 A1	6/2013	Buchmann et al.
2012/0036434 A1	2/2012	Oberstein	2013/0173540 A1	7/2013	Qian et al.
2012/0064921 A1	3/2012	Hernoud et al.	2013/0176321 A1	7/2013	Mitchell et al.
2012/0066296 A1	3/2012	Appleton et al.	2013/0179420 A1	7/2013	Park et al.
2012/0079363 A1	3/2012	Folting et al.	2013/0191336 A1	7/2013	Ducott et al.
2012/0084135 A1	4/2012	Nissan et al.	2013/0191338 A1	7/2013	Ducott, III et al.
2012/0084866 A1*	4/2012	Stolfo H04L 63/1416 726/25	2013/0211985 A1	8/2013	Clark et al.
2012/0106801 A1	5/2012	Jackson	2013/0224696 A1	8/2013	Wolfe et al.
2012/0110633 A1	5/2012	An et al.	2013/0232045 A1	9/2013	Tai et al.
2012/0110674 A1	5/2012	Belani et al.	2013/0238616 A1	9/2013	Rose et al.
2012/0117082 A1	5/2012	Koperda et al.	2013/0246170 A1	9/2013	Gross et al.
2012/0131512 A1	5/2012	Takeuchi et al.	2013/0251233 A1	9/2013	Yang et al.
2012/0144335 A1	6/2012	Abeln et al.	2013/0262527 A1	10/2013	Hunter et al.
			2013/0263019 A1	10/2013	Castellanos et al.
			2013/0268520 A1	10/2013	Fisher et al.
			2013/0275446 A1	10/2013	Jain et al.

(56)

References Cited

U.S. PATENT DOCUMENTS

2013/0276799 A1 10/2013 Davidson
 2013/0279757 A1 10/2013 Kephart
 2013/0282696 A1 10/2013 John et al.
 2013/0290011 A1 10/2013 Lynn et al.
 2013/0290825 A1 10/2013 Arndt et al.
 2013/0297619 A1 11/2013 Chandrasekaran et al.
 2013/0318594 A1 11/2013 Hoy et al.
 2013/0339218 A1 12/2013 Subramanian et al.
 2013/0345982 A1 12/2013 Liu et al.
 2013/0346444 A1 12/2013 Makkar et al.
 2013/0346563 A1 12/2013 Huang
 2014/0006042 A1 1/2014 Keefe et al.
 2014/0006109 A1 1/2014 Callioni et al.
 2014/0019936 A1 1/2014 Cohanoff
 2014/0032506 A1 1/2014 Hoey et al.
 2014/0033010 A1 1/2014 Richardt et al.
 2014/0040182 A1 2/2014 Gilder et al.
 2014/0040371 A1 2/2014 Gurevich et al.
 2014/0040714 A1 2/2014 Siegel et al.
 2014/0047357 A1 2/2014 Alfaro et al.
 2014/0052466 A1 2/2014 DeVille et al.
 2014/0058754 A1 2/2014 Wild
 2014/0059038 A1 2/2014 McPherson et al.
 2014/0059683 A1 2/2014 Ashley
 2014/0068487 A1 3/2014 Steiger et al.
 2014/0081652 A1 3/2014 Klindworth
 2014/0095509 A1 4/2014 Patton
 2014/0108068 A1 4/2014 Williams
 2014/0108380 A1 4/2014 Gotz et al.
 2014/0108985 A1 4/2014 Scott et al.
 2014/0114972 A1 4/2014 Ducott et al.
 2014/0123279 A1* 5/2014 Bishop H04L 63/145
 726/23
 2014/0129518 A1 5/2014 Ducott et al.
 2014/0136237 A1 5/2014 Anderson et al.
 2014/0143009 A1 5/2014 Brice et al.
 2014/0149130 A1 5/2014 Getchius
 2014/0149272 A1 5/2014 Hirani et al.
 2014/0149436 A1 5/2014 Bahrami et al.
 2014/0156527 A1 6/2014 Grigg et al.
 2014/0157172 A1 6/2014 Peery et al.
 2014/0164502 A1 6/2014 Khodorenko et al.
 2014/0189536 A1 7/2014 Lange et al.
 2014/0195515 A1 7/2014 Baker et al.
 2014/0195887 A1 7/2014 Ellis et al.
 2014/0245210 A1 8/2014 Battcher et al.
 2014/0273910 A1 9/2014 Ballantyne et al.
 2014/0278479 A1 9/2014 Wang et al.
 2014/0279824 A1 9/2014 Tamayo
 2014/0310282 A1 10/2014 Sprague et al.
 2014/0316911 A1 10/2014 Gross
 2014/0333651 A1 11/2014 Cervelli et al.
 2014/0337772 A1 11/2014 Cervelli et al.
 2014/0366132 A1 12/2014 Stiansen et al.
 2015/0046791 A1 2/2015 Isaacson
 2015/0046844 A1 2/2015 Lee et al.
 2015/0046845 A1 2/2015 Lee et al.
 2015/0046870 A1 2/2015 Goldenberg et al.
 2015/0046876 A1 2/2015 Goldenberg
 2015/0074050 A1 3/2015 Landau et al.
 2015/0135329 A1 5/2015 Aghasaryan et al.
 2015/0186821 A1 7/2015 Wang et al.
 2015/0187036 A1 7/2015 Wang et al.
 2015/0212236 A1 7/2015 Haas et al.
 2015/0213284 A1 7/2015 Birkel et al.
 2015/0230061 A1 8/2015 Srivastava
 2015/0235334 A1 8/2015 Wang et al.
 2015/0248489 A1 9/2015 Solheim et al.
 2015/0311991 A1 10/2015 Iwai et al.
 2015/0317285 A1 11/2015 Duggal et al.
 2015/0363518 A1 12/2015 Edgington et al.
 2015/0379341 A1 12/2015 Agrawal et al.
 2016/0065511 A1 3/2016 Ganin et al.
 2016/0098493 A1 4/2016 Primke et al.
 2016/0112428 A1 4/2016 Terleski et al.

2016/0119424 A1 4/2016 Kane et al.
 2016/0359888 A1* 12/2016 Gupta G06F 16/122
 2017/0098289 A1 4/2017 Florance et al.
 2017/0134425 A1 5/2017 Albertson et al.
 2018/0005331 A1 1/2018 Wang et al.

FOREIGN PATENT DOCUMENTS

DE 102014103476 9/2014
 DE 102014103482 9/2014
 EP 0816968 1/1996
 EP 1191463 3/2002
 EP 1672527 6/2006
 EP 2551799 1/2013
 EP 2778914 9/2014
 EP 2778977 9/2014
 EP 2835745 2/2015
 EP 2835770 2/2015
 EP 2911078 8/2015
 EP 2911079 8/2015
 GB 2366498 3/2002
 GB 2514239 11/2014
 GB 2516155 1/2015
 WO WO 2000/009529 2/2000
 WO WO 2005/104736 11/2005
 WO WO 2008/011728 1/2008
 WO WO 2008/064207 5/2008
 WO WO 2008/113059 9/2008
 WO WO 2009/061501 5/2009
 WO WO 2010/000014 1/2010
 WO WO 2010/030913 3/2010
 WO WO 2011/071833 6/2011
 WO WO 2011/161565 12/2011
 WO WO 2012/009397 1/2012
 WO WO 2013/126281 8/2013

OTHER PUBLICATIONS

Notice of Allowance for U.S. Appl. No. 14/684,231 dated Jul. 17, 2017.
 Notice of Allowance for U.S. Appl. No. 14/684,231 dated Nov. 17, 2017.
 Official Communication for U.S. Appl. No. 14/684,231 dated Jan. 23, 2017.
 Official Communication for U.S. Appl. No. 14/684,231 dated Oct. 31, 2016.
 "A First Look: Predicting Market Demand for Food Retail using a Huff Analysis," TRF Policy Solutions, Jul. 2012, pp. 30.
 "A Tour of Pinboard," <<http://pinboard.in/tour>> as printed May 15, 2014 in 6 pages.
 "A Word About Banks and the Laundering of Drug Money," Aug. 18, 2012, <http://www.golemiv.co.uk/2012/08/a-word-about-banks-and-the-laundering-of-drug-money/>.
 Acklen, Laura, "Absolute Beginner's Guide to Microsoft Word 2003," Dec. 24, 2003, pp. 15-18, 34-41, 308-316.
 Alfred, Rayner "Summarizing Relational Data Using Semi-Supervised Genetic Algorithm-Based Clustering Techniques", Journal of Computer Science, 2010, vol. 6, No. 7, pp. 775-784.
 Ananiev et al., "The New Modality API," <http://web.archive.org/web/20061211011958/http://java.sun.com/developer/technicalArticles/J2SE/Desktop/javase6/modality/> Jan. 21, 2006, pp. 8.
 Anonymous, "BackTult—JD Edwards One World Version Control System," printed Jul. 23, 2007 in 1 page.
 Baker et al., "The Development of a Common Enumeration of Vulnerabilities and Exposures," Presented at the Second International Workshop on Recent Advances in Intrusion Detection, Sep. 7-9, 1999, pp. 35.
 Bluttman et al., "Excel Formulas and Functions for Dummies," 2005, Wiley Publishing, Inc., pp. 280, 284-286.
 Bugzilla@Mozilla, "Bug 18726—[feature] Long-click means of invoking contextual menus not supported," http://bugzilla.mozilla.org/show_bug.cgi?id=18726 printed Jun. 13, 2013 in 11 pages.
 Chen et al., "Bringing Order to the Web: Automatically Categorizing Search Results," CHI 2000, Proceedings of the SIGCHI con-

(56)

References Cited

OTHER PUBLICATIONS

ference on Human Factors in Computing Systems, Apr. 1-6, 2000, The Hague, The Netherlands, pp. 145-152.

Conner, Nancy, "Google Apps: The Missing Manual," May 1, 2008, pp. 15.

Crosby et al., "Efficient Data Structures for Tamper-Evident Logging," Department of Computer Science, Rice University, 2009, pp. 17.

Definition "Identify", downloaded Jan. 22, 2015, 1 page.

Definition "Overlay", downloaded Jan. 22, 2015, 1 page.

Delicious, <<http://delicious.com/>> as printed May 15, 2014 in 1 page.

Dell Latitude D600 2003, Dell Inc., http://www.dell.com/downloads/global/products/latit/en/spec_latit_d600_en.pdf.

Dou et al., "Ontology Translation on the Semantic Web 2005," Springer-Verlag, Journal on Data Semantics II Lecture Notes in Computer Science, vol. 3350, pp. 35-37.

Dramowicz, Ela, "Retail Trade Area Analysis Using the Huff Model," Directions Magazine, Jul. 2, 2005 in 10 pages, <http://www.directionsmag.com/articles/retail-trade-area-analysis-using-the-huff-model/123411>.

"The FASTA Program Package," fasta-36.3.4, Mar. 25, 2011, pp. 29.

Fidge, Colin J., "Timestamps in Message-Passing Systems," K. Raymond (Ed.) Proc. of the 11th Australian Computer Science Conference (ACSC 1988), pp. 56-66.

Geiger, Jonathan G., "Data Quality Management, The Most Critical Initiative You Can Implement", Data Warehousing, Management and Quality, Paper 098-29, SUGI 29, Intelligent Solutions, Inc., Boulder, CO, pp. 14, accessed Oct. 3, 2013.

GIS-NET 3 Public _ Department of Regional Planning. Planning & Zoning Information for Unincorporated LA County. Retrieved Oct. 2, 2013 from http://gis.planning.lacounty.gov/GIS-NET3_Public/Viewer.html.

Goswami, Gautam, "Quite Writly Said!", One Brick at a Time, Aug. 21, 2005, pp. 7.

Griffith, Daniel A., "A Generalized Huff Model," Geographical Analysis, Apr. 1982, vol. 14, No. 2, pp. 135-144.

Hansen et al., "Analyzing Social Media Networks with NodeXL: Insights from a Connected World", Chapter 4, pp. 53-67 and Chapter 10, pp. 143-164, published Sep. 2010.

Hibbert et al., "Prediction of Shopping Behavior Using a Huff Model Within a GIS Framework," Healthy Eating in Context, Mar. 18, 2011, pp. 16.

Holliday, JoAnne, "Replicated Database Recovery using Multicast Communication," IEEE 2002, pp. 11.

Huff et al., "Calibrating the Huff Model Using ArcGIS Business Analyst," ESRI, Sep. 2008, pp. 33.

Huff, David L., "Parameter Estimation in the Huff Model," ESRI, ArcUser, Oct.-Dec. 2003, pp. 34-36.

Kahan et al., "Annotea: an Open RDF Infrastructure for Shared Web Annotations", Computer Networks, Elsevier Science Publishers B.V., vol. 39, No. 5, dated Aug. 5, 2002, pp. 589-608.

Keylines.com, "An Introduction to KeyLines and Network Visualization," Mar. 2014, <<http://keylines.com/wp-content/uploads/2014/03/KeyLines-White-Paper.pdf>> downloaded May 12, 2014 in 8 pages.

Keylines.com, "KeyLines Datasheet," Mar. 2014, <<http://keylines.com/wp-content/uploads/2014/03/KeyLines-datasheet.pdf>> downloaded May 12, 2014 in 2 pages.

Keylines.com, "Visualizing Threats: Improved Cyber Security Through Network Visualization," Apr. 2014, <<http://keylines.com/wp-content/uploads/2014/04/Visualizing-Threats1.pdf>> downloaded May 12, 2014 in 10 pages.

Klemmer et al., "Where Do Web Sites Come From? Capturing and Interacting with Design History," Association for Computing Machinery, CHI 2002, Apr. 20-25, 2002, Minneapolis, MN, pp. 8.

Kokossi et al., "D7—Dynamic Ontology Management System (Design)," Information Societies Technology Programme, Jan. 10, 2002, pp. 1-27.

Lamport, "Time, Clocks and the Ordering of Events in a Distributed System," Communications of the ACM, Jul. 1978, vol. 21, No. 7, pp. 558-565.

Lee et al., "A Data Mining and CIDF Based Approach for Detecting Novel and Distributed Intrusions," Lecture Notes in Computer Science, vol. 1907 Nov. 11, 2000, pp. 49-65.

Liu, Tianshun, "Combining GIS and the Huff Model to Analyze Suitable Locations for a New Asian Supermarket in the Minneapolis and St. Paul, Minnesota USA," Papers in Resource Analysis, 2012, vol. 14, pp. 8.

Loeliger, Jon, "Version Control with Git," O'Reilly, May 2009, pp. 330.

Manno et al., "Introducing Collaboration in Single-user Applications through the Centralized Control Architecture," 2010, pp. 10.

Manske, "File Saving Dialogs," <http://www.mozilla.org/editor/ui_specs/FileSaveDialogs.html>, Jan. 20, 1999, pp. 7.

Map of San Jose, CA. Retrieved Oct. 2, 2013 from <http://maps.yahoo.com>.

Map of San Jose, CA. Retrieved Oct. 2, 2013 from <http://maps.bing.com>.

Map of San Jose, CA. Retrieved Oct. 2, 2013 from <http://maps.google.com>.

Mattern, F., "Virtual Time and Global States of Distributed Systems," Cosnard, M., Proc. Workshop on Parallel and Distributed Algorithms, Chateau de Bonas, France:Elsevier, 1989, pp. 215-226.

Microsoft—Developer Network, "Getting Started with VBA in Word 2010," Apr. 2010, <<http://msdn.microsoft.com/en-us/library/ff604039%28v=office.14%29.aspx>> as printed Apr. 4, 2014 in 17 pages.

Microsoft Office—Visio, "About connecting shapes," <<http://office.microsoft.com/en-us/visio-help/about-connecting-shapes-HP085050369.aspx>> printed Aug. 4, 2011 in 6 pages.

Microsoft Office—Visio, "Add and glue connectors with the Connector tool," <<http://office.microsoft.com/en-us/visio-help/add-and-glug-connectors-with-the-connector-tool-HA010048532.aspx?CTT=1>> printed Aug. 4, 2011 in 1 page.

Miklau et al., "Securing History: Privacy and Accountability in Database Systems," 3rd Biennial Conference on Innovative Data Systems Research (CIDR), Jan. 7-10, 2007, Asilomar, California, pp. 387-396.

Morrison et al., "Converting Users to Testers: An Alternative Approach to Load Test Script Creation, Parameterization and Data Corellation," CCSC: Southeastern Conference, JCSC 28, Dec. 2, 2012, pp. 188-196.

Niepert et al., "A Dynamic Ontology for a Dynamic Reference Work", Joint Conference on Digital Libraries, Jun. 17-22, 2007, Vancouver, British Columbia, Canada, pp. 1-10.

Nivas, Tuli, "Test Harness and Script Design Principles for Automated Testing of non-GUI or Web Based Applications," Performance Lab, Jun. 2011, pp. 30-37.

Olanoff, Drew, "Deep Dive with the New Google Maps for Desktop with Google Earth Integration, It's More than Just a Utility," May 15, 2013, pp. 1-6, retrieved from the internet: <http://web.archive.org/web/20130515230641/http://techcrunch.com/2013/05/15/deep-dive-with-the-new-google-maps-for-desktop-with-google-earth-integration-its-more-than-just-a-utility/>.

O'Sullivan, Bryan, "Making Sense of Revision Control Systems," Communications of the ACM, Sep. 2009, vol. 52, No. 9, pp. 57-62.

OWL Web Ontology Language Reference Feb. 4, W3C, <http://www.w3.org/TR/owl-ref/>.

Palantir, "Extracting and Transforming Data with Kite," Palantir Technologies, Inc., Copyright 2010, pp. 38.

Palantir, "Kite Data-Integration Process Overview," Palantir Technologies, Inc., Copyright 2010, pp. 48.

Palantir, "Kite Operations," Palantir Technologies, Inc., Copyright 2010, p. 1.

Palantir, "Kite," <https://docs.palantir.com/gotham/3.11.1.0/adminreference/datasources.11> printed Aug. 30, 2013 in 2 pages.

Palantir, "The Repository Element," https://docs.palantir.com/gotham/3.11.1.0/dataguide/kite_config_file.04 printed Aug. 30, 2013 in 2 pages.

Palantir, "Write a Kite Configuration File in Eclipse," Palantir Technologies, Inc., Copyright 2010, pp. 2.

(56)

References Cited

OTHER PUBLICATIONS

Palantir, <https://docs.palantir.com/gotham/3.11.1.0/dataguide/baggage/KiteSchema.xsd> printed Apr. 4, 2014 in 4 pages.

Palermo, Christopher J., "Memorandum," [Disclosure relating to U.S. Appl. No. 13/916,447, filed Jun. 12, 2013, and related applications], Jan. 31, 2014 in 3 pages.

Palmas et al., "An Edge-Bundling Layout for Interactive Parallel Coordinates" 2014 IEEE Pacific Visualization Symposium, pp. 57-64.

Parker, Jr. et al., "Detection of Mutual Inconsistency in Distributed Systems," IEEE Transactions in Software Engineering, May 1983, vol. SE-9, No. 3, pp. 241-247.

"Potential Money Laundering Warning Signs," snapshot taken 2003, <https://web.archive.org/web/20030816090055/http://finsolinc.com/ANTI-MONEY%20LAUNDERING%20TRAINING%20GUIDES.pdf>.

Rouse, Margaret, "OLAP Cube," <<http://searchdatamanagement.techtarget.com/definition/OLAP-cube>>, Apr. 28, 2012, pp. 16.

Shah, Chintan, "Periodic Connections to Control Server Offer New Way to Detect Botnets," Oct. 24, 2013 in 6 pages, <<http://www.blogs.mcafee.com/mcafee-labs/periodic-links-to-control-server-offer-new-way-to-detect-botnets>>.

Symantec Corporation, "E-Security Begins with Sound Security Policies," Announcement Symantec, Jun. 14, 2001.

Wiggerts, T.A., "Using Clustering Algorithms in Legacy Systems Remodularization," Reverse Engineering, Proceedings of the Fourth Working Conference, Netherlands, Oct. 6-8, 1997, IEEE Computer Soc., pp. 33-43.

Wollrath et al., "A Distributed Object Model for the Java System," Conference on Object-Oriented Technologies and Systems, Jun. 17-21, 1996, pp. 219-231.

Notice of Allowance for U.S. Appl. No. 13/657,684 dated Mar. 2, 2015.

Notice of Allowance for U.S. Appl. No. 14/139,628 dated Jun. 24, 2015.

Notice of Allowance for U.S. Appl. No. 14/139,640 dated Jun. 17, 2015.

Notice of Allowance for U.S. Appl. No. 14/139,713 dated Jun. 12, 2015.

Notice of Allowance for U.S. Appl. No. 14/264,445 dated May 14, 2015.

Notice of Allowance for U.S. Appl. No. 14/286,485 dated Jul. 29, 2015.

Notice of Allowance for U.S. Appl. No. 14/473,552 dated Jul. 24, 2015.

Notice of Allowance for U.S. Appl. No. 14/473,860 dated Jan. 5, 2015.

Notice of Allowance for U.S. Appl. No. 14/486,991 dated May 1, 2015.

Notice of Allowance for U.S. Appl. No. 14/616,080 dated Apr. 2, 2015.

Official Communication for European Patent Application No. 14158861.6 dated Jun. 16, 2014.

Official Communication for European Patent Application No. 14158977.0 dated Jun. 10, 2014.

Official Communication for European Patent Application No. 14159464.8 dated Jul. 31, 2014.

Official Communication for European Patent Application No. 14159535.5 dated May 22, 2014.

Official Communication for European Patent Application No. 14180281.9 dated Jan. 26, 2015.

Official Communication for European Patent Application No. 14187996.5 dated Feb. 12, 2015.

Official Communication for European Patent Application No. 15155845.9 dated Oct. 6, 2015.

Official Communication for European Patent Application No. 15156004.2 dated Aug. 24, 2015.

Official Communication for Great Britain Patent Application No. 1404457.2 dated Aug. 14, 2014.

Official Communication for Great Britain Patent Application No. 1404573.6 dated Sep. 10, 2014.

Official Communication for Great Britain Patent Application No. 1408025.3 dated Nov. 6, 2014.

Official Communication for Great Britain Patent Application No. 1411984.6 dated Dec. 22, 2014.

Official Communication for Great Britain Patent Application No. 1413935.6 dated Jan. 27, 2015.

Official Communication for New Zealand Patent Application No. 622181 dated Mar. 24, 2014.

Official Communication for New Zealand Patent Application No. 622389 dated Mar. 20, 2014.

Official Communication for New Zealand Patent Application No. 622404 dated Mar. 20, 2014.

Official Communication for New Zealand Patent Application No. 622484 dated Apr. 2, 2014.

Official Communication for New Zealand Patent Application No. 622513 dated Apr. 3, 2014.

Official Communication for New Zealand Patent Application No. 622517 dated Apr. 3, 2014.

Official Communication for New Zealand Patent Application No. 624557 dated May 14, 2014.

Official Communication for New Zealand Patent Application No. 627962 dated Aug. 5, 2014.

Official Communication for New Zealand Patent Application No. 628150 dated Aug. 15, 2014.

Official Communication for New Zealand Patent Application No. 628161 dated Aug. 25, 2014.

Official Communication for New Zealand Patent Application No. 628263 dated Aug. 12, 2014.

Official Communication for New Zealand Patent Application No. 628495 dated Aug. 19, 2014.

Official Communication for New Zealand Patent Application No. 628585 dated Aug. 26, 2014.

Official Communication for New Zealand Patent Application No. 628840 dated Aug. 28, 2014.

Official Communication for U.S. Appl. No. 13/657,684 dated Aug. 28, 2014.

Official Communication for U.S. Appl. No. 13/949,043 dated May 7, 2015.

Official Communication for U.S. Appl. No. 14/076,385 dated Jun. 2, 2015.

Official Communication for U.S. Appl. No. 14/076,385 dated Jan. 22, 2015.

Official Communication for U.S. Appl. No. 14/156,208 dated Aug. 11, 2015.

Official Communication for U.S. Appl. No. 14/156,208 dated Mar. 9, 2015.

Official Communication for U.S. Appl. No. 14/170,562 dated Jul. 17, 2015.

Official Communication for U.S. Appl. No. 14/170,562 dated Sep. 25, 2014.

Official Communication for U.S. Appl. No. 14/264,445 dated Apr. 17, 2015.

Official Communication for U.S. Appl. No. 14/278,963 dated Jan. 30, 2015.

Official Communication for U.S. Appl. No. 14/280,490 dated Jul. 24, 2014.

Official Communication for U.S. Appl. No. 14/286,485 dated Mar. 12, 2015.

Official Communication for U.S. Appl. No. 14/286,485 dated Apr. 30, 2015.

Official Communication for U.S. Appl. No. 14/289,596 dated Jul. 18, 2014.

Official Communication for U.S. Appl. No. 14/289,596 dated Jan. 26, 2015.

Official Communication for U.S. Appl. No. 14/289,596 dated Apr. 30, 2015.

Official Communication for U.S. Appl. No. 14/289,599 dated Jul. 22, 2014.

Official Communication for U.S. Appl. No. 14/289,599 dated May 29, 2015.

(56)

References Cited

OTHER PUBLICATIONS

Official Communication for U.S. Appl. No. 14/334,232 dated Jul. 10, 2015.
Official Communication for U.S. Appl. No. 14/449,083 dated Mar. 12, 2015.
Official Communication for U.S. Appl. No. 14/449,083 dated Oct. 2, 2014.
Official Communication for U.S. Appl. No. 14/473,552 dated Feb. 24, 2015.
Official Communication for U.S. Appl. No. 14/486,991 dated Mar. 10, 2015.
Official Communication for U.S. Appl. No. 14/518,757 dated Dec. 1, 2015.
Official Communication for U.S. Appl. No. 14/518,757 dated Dec. 10, 2014.
Official Communication for U.S. Appl. No. 14/518,757 dated Sep. 19, 2016.
Official Communication for U.S. Appl. No. 14/518,757 dated Apr. 2, 2015.
Official Communication for U.S. Appl. No. 14/518,757 dated Jul. 20, 2015.
Official Communication for U.S. Appl. No. 14/579,752 dated Aug. 19, 2015.
Official Communication for U.S. Appl. No. 14/579,752 dated May 26, 2015.
Official Communication for U.S. Appl. No. 14/639,606 dated May 18, 2015.

Official Communication for U.S. Appl. No. 14/639,606 dated Jul. 24, 2015.
Official Communication for U.S. Appl. No. 14/791,204 dated Sep. 28, 2017.
Official Communication for European Patent Application No. 15156004.2 dated Nov. 16, 2018.
Official Communication for European Patent Application No. 15155845.9 dated Nov. 9, 2018.
Official Communication for U.S. Appl. No. 14/791,204 dated May 16, 2018.
Official Communication for U.S. Appl. No. 14/791,204 dated Nov. 19, 2018.
“MDChecker”, http://www.passporthealth.com/Solutions/eCare_Rev_Cycle_Solutions/MDChecker_copyl.aspx, printed May 19, 2014, 1 page.
“MDChecker™: Eliminate Fraud Risk with Automated Exclusion Checks”, http://www.passporthealth.com/Libraries/Product_PDFs/P14_MDChecker.sflb.ashx, printed May 19, 2014, 1 page.
Official Communication for European Patent Application No. 15156004.2 dated Jun. 28, 2019.
U.S. Appl. No. 14/518,757, Healthcare Fraud Sharing System, filed Oct. 20, 2014.
U.S. Appl. No. 15/597,014, Database Sharing System, filed May 16, 2017.
U.S. Appl. No. 14/791,204, Distributed Workflow System and Database With Access Controls for City Resiliency, filed Jul. 2, 2015.

* cited by examiner

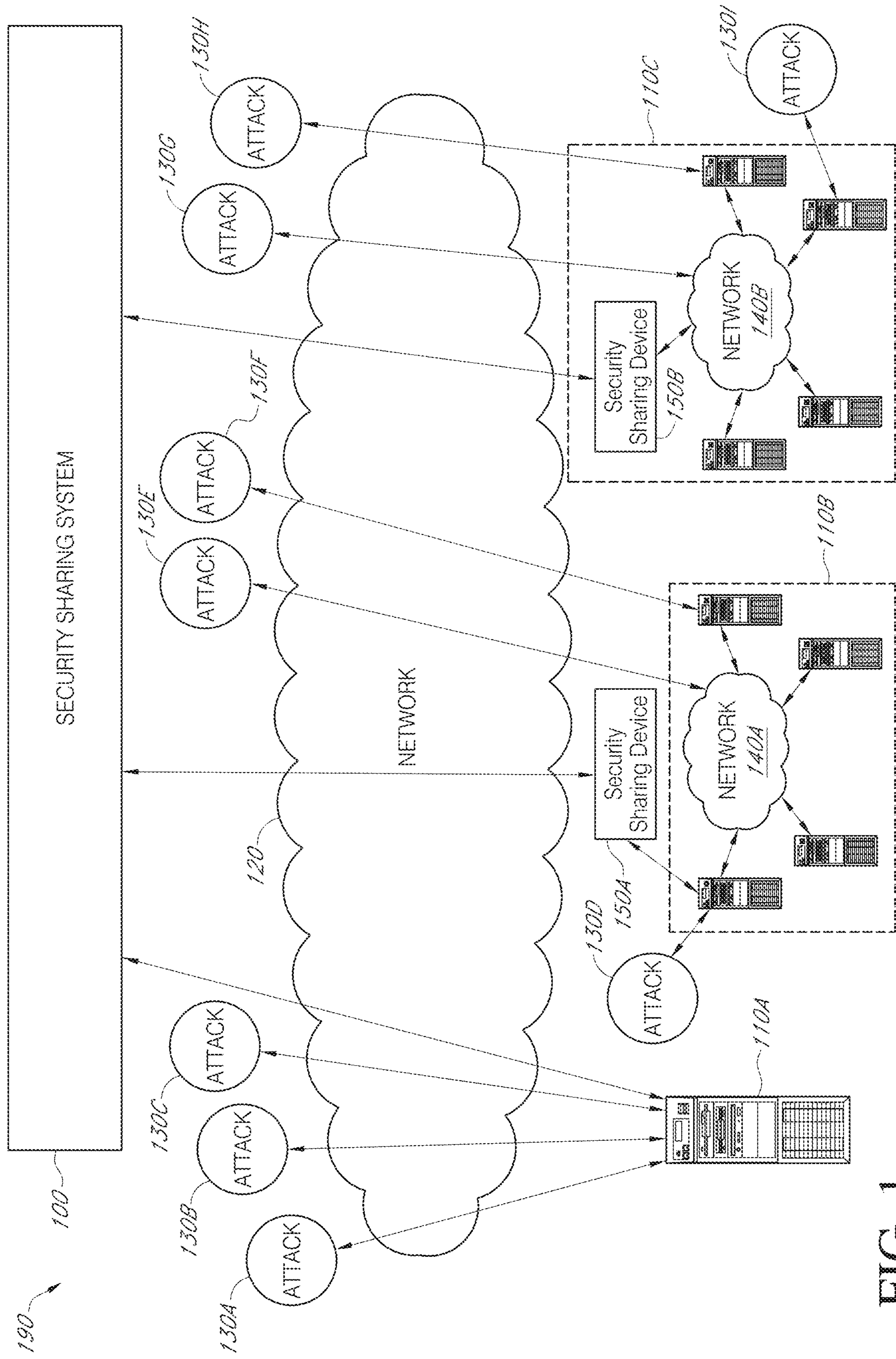


FIG. 1

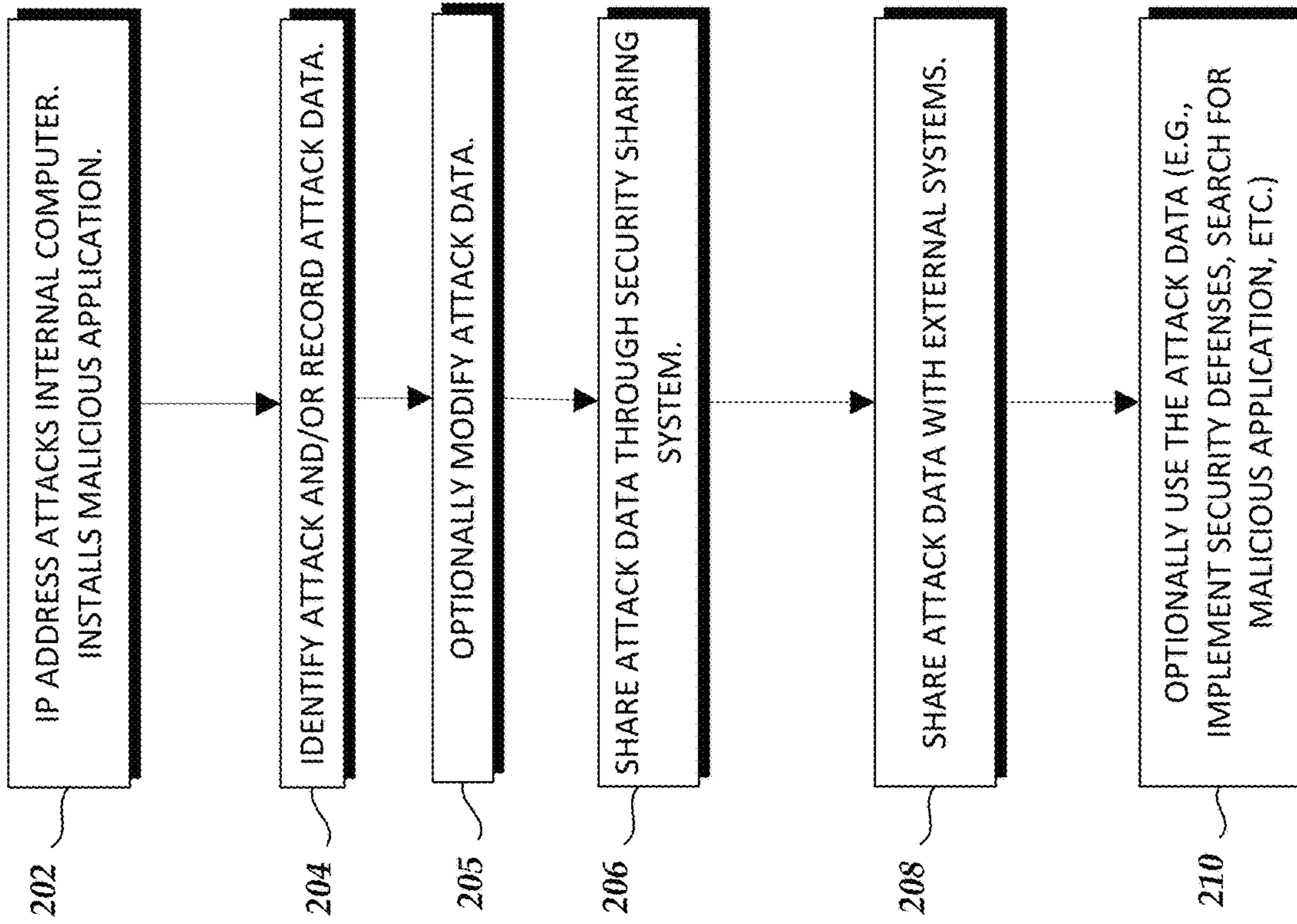


FIG. 2

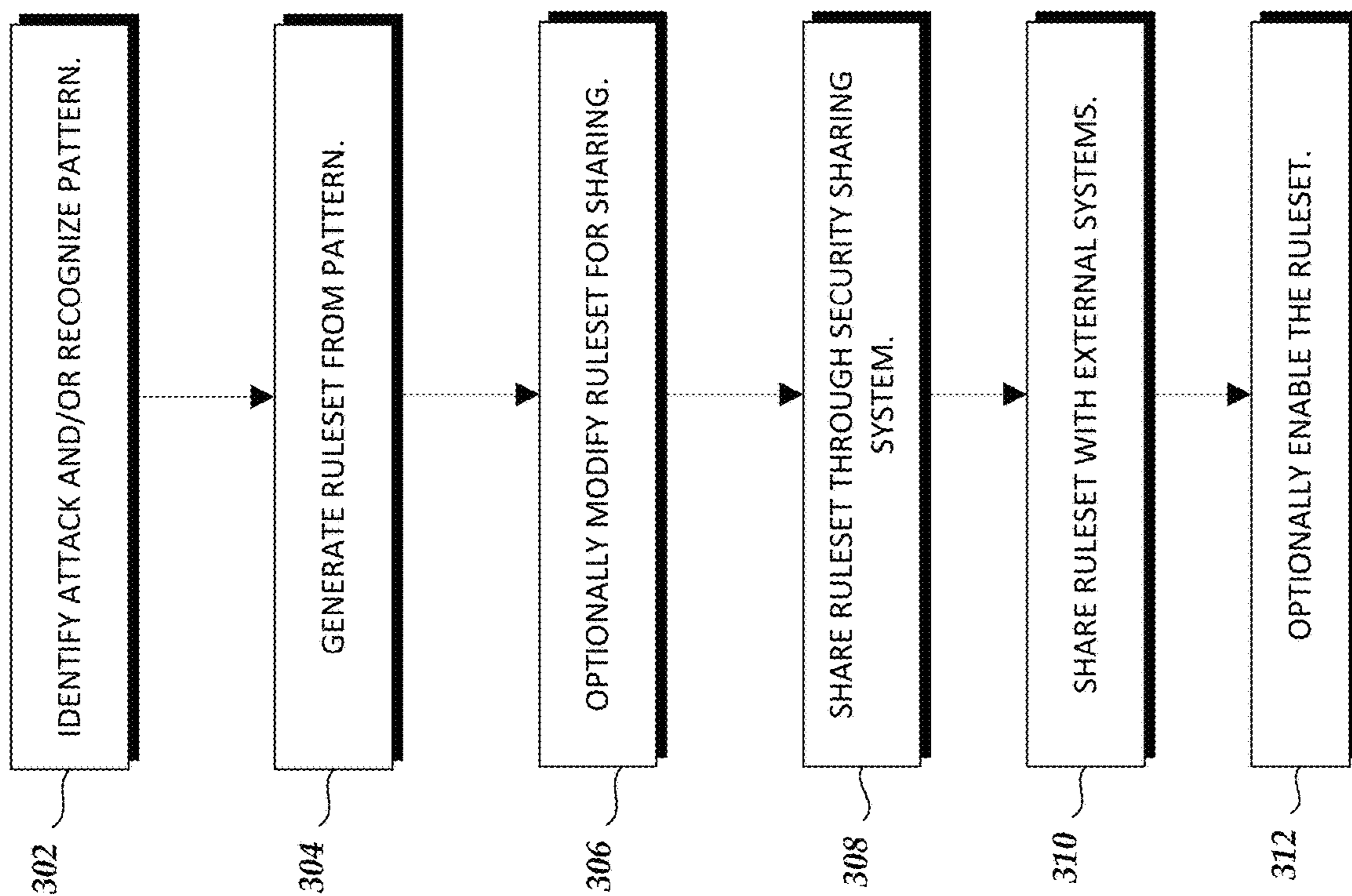


FIG. 3

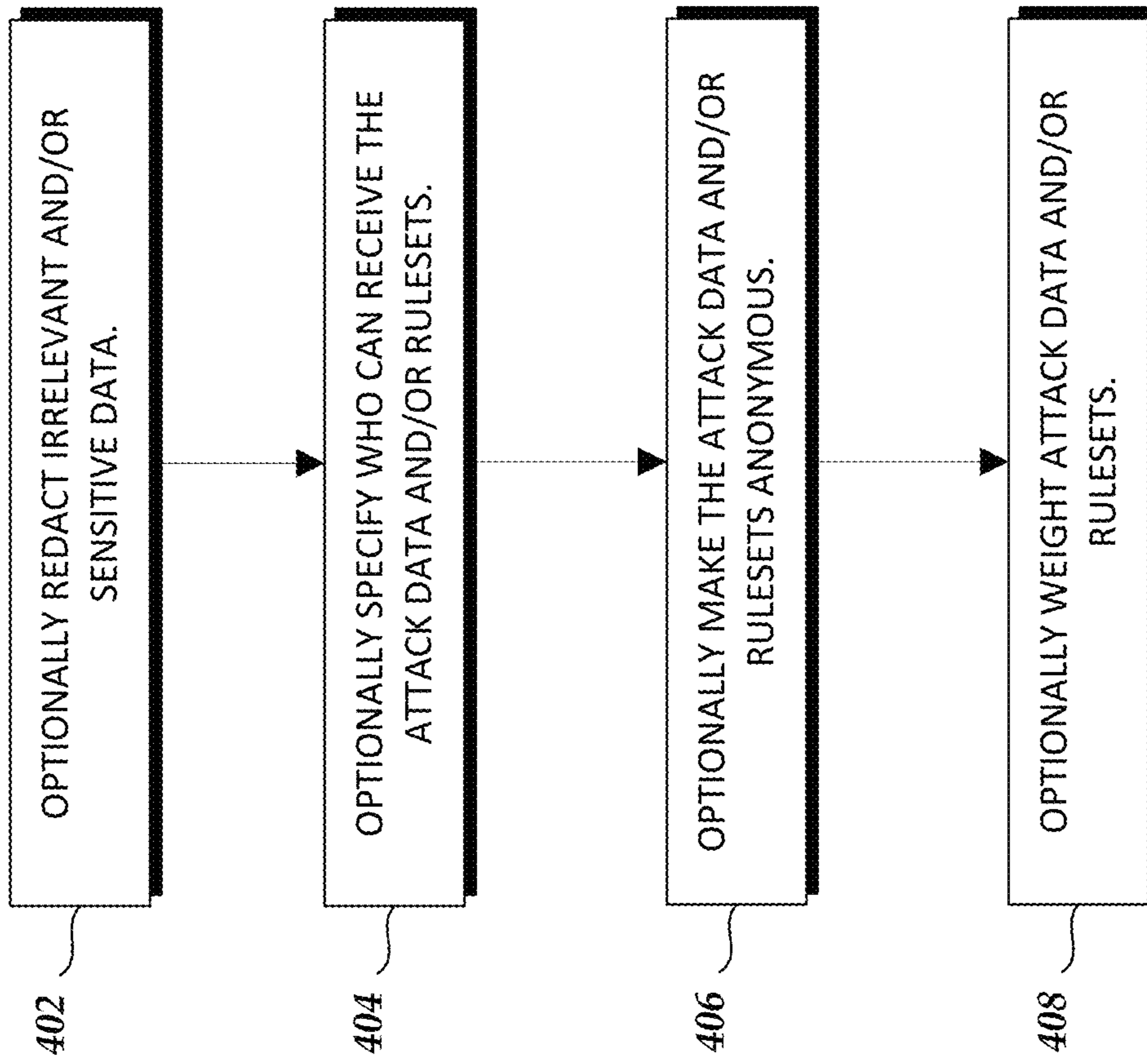


FIG. 4

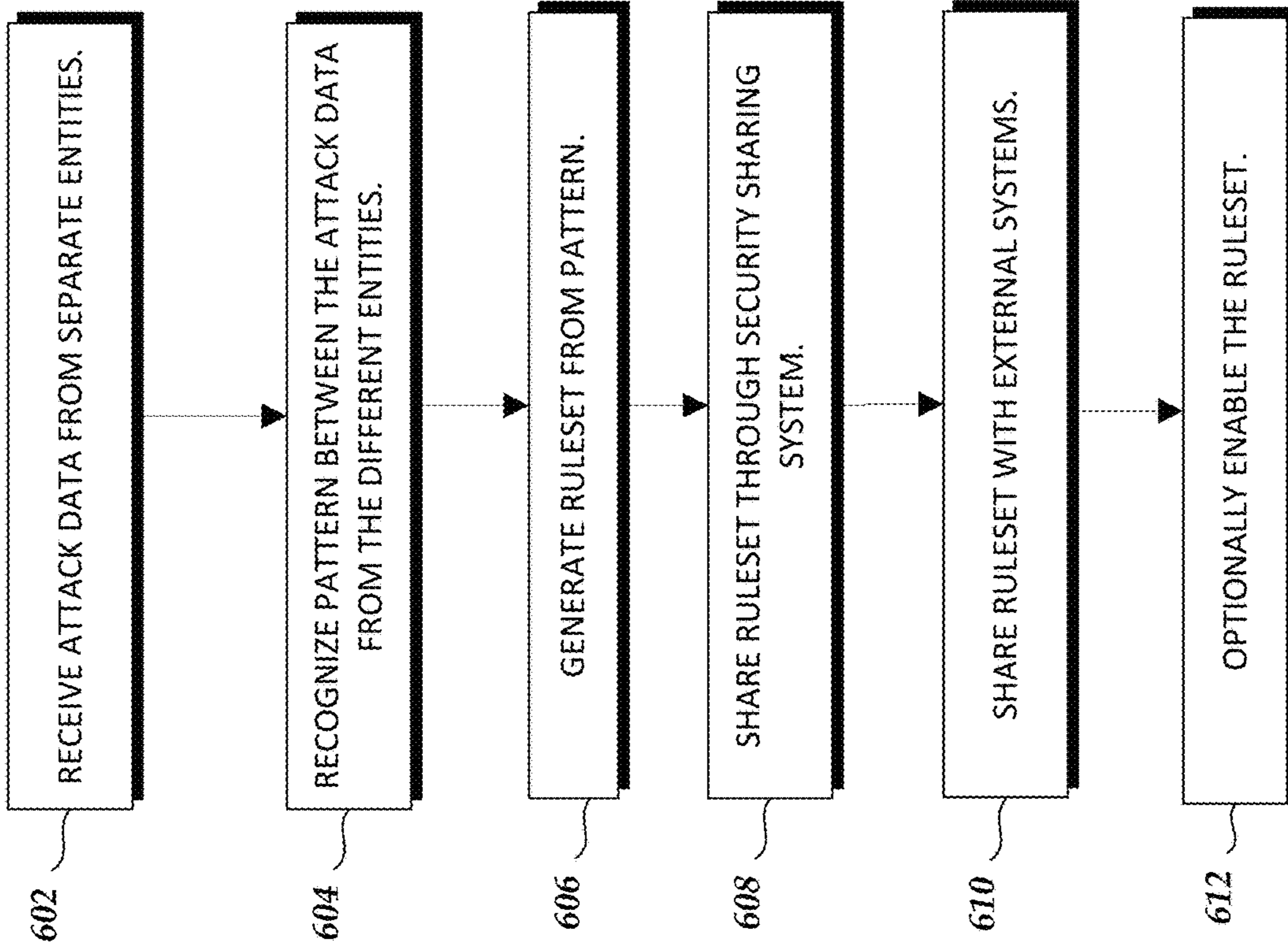


FIG. 6

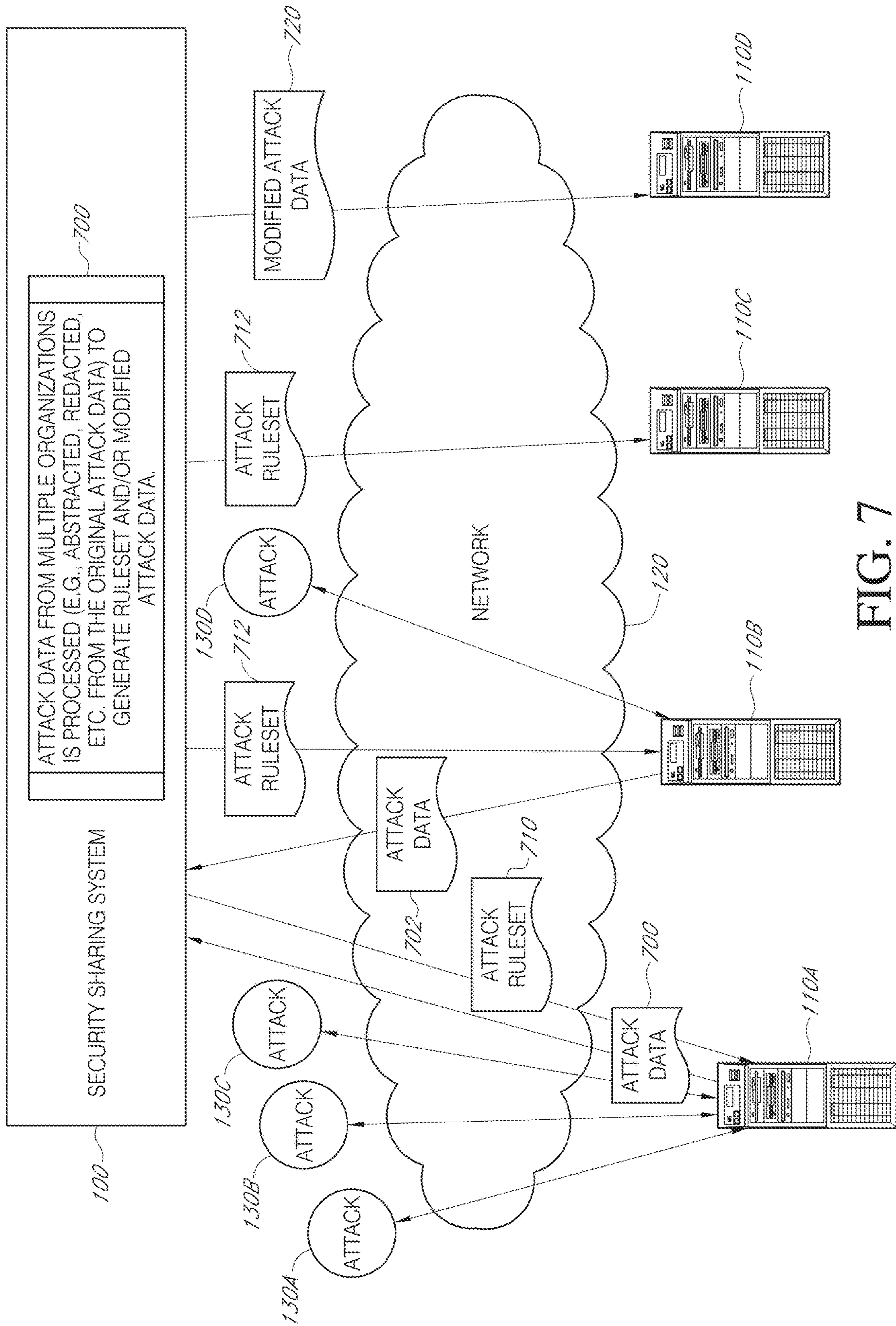


FIG. 7

Entities	Redact hostname	Redact IP Addresses	Recipients	Anonymous?
Entity 1	prod.example.net; application.example.net	111.11.111.111; 111.10.111.111	Entity 2, Entity 3	Yes
Entity 2	*.corp	192.168.*	Entity 3	No
Entity 3	ab001.dev.com; ab002.qa.com; ab003.prod.com	195.112.111.*	Entity 4	No
Entity 4	*	*	All	Yes

.....

FIG. 8A

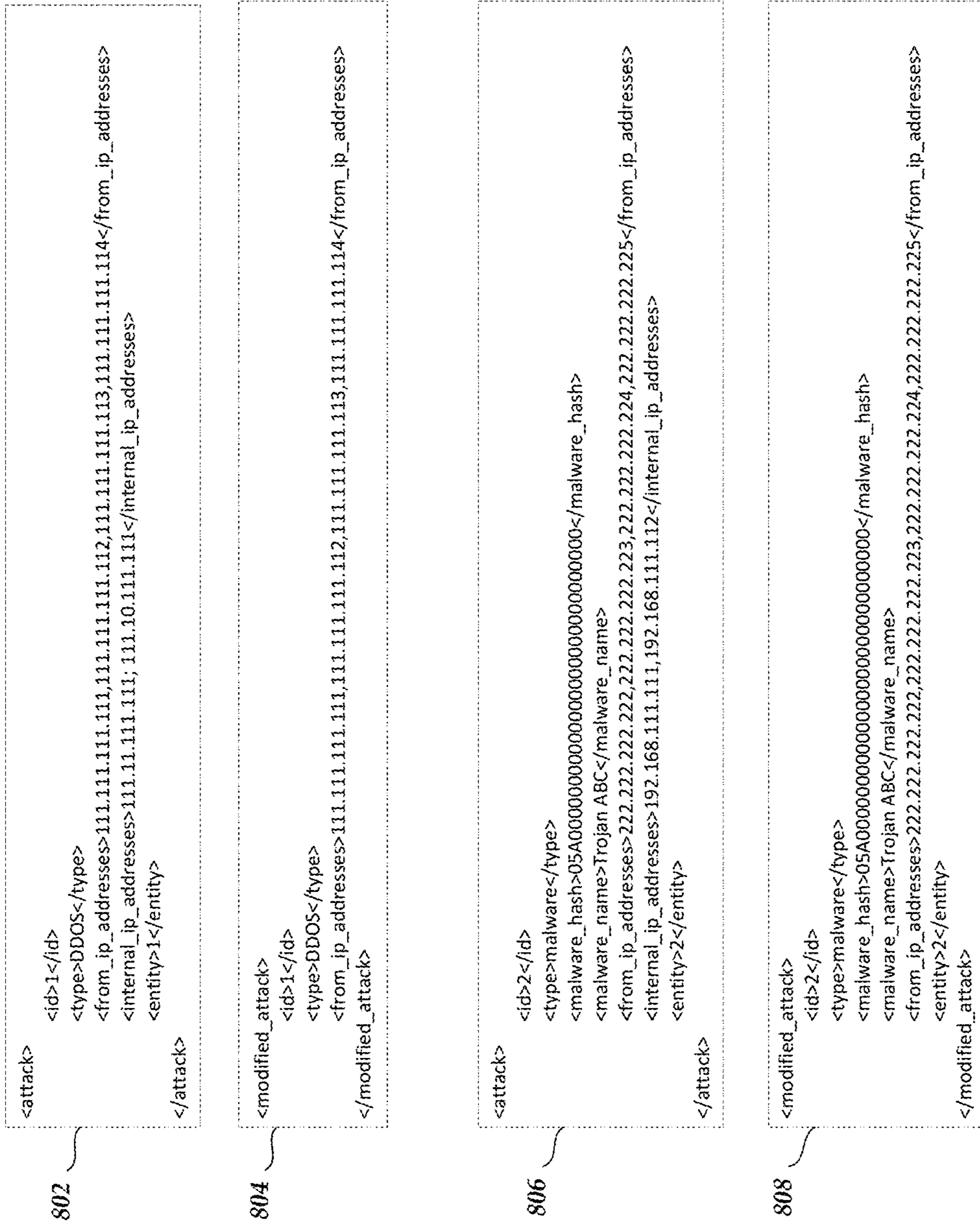


FIG. 8B

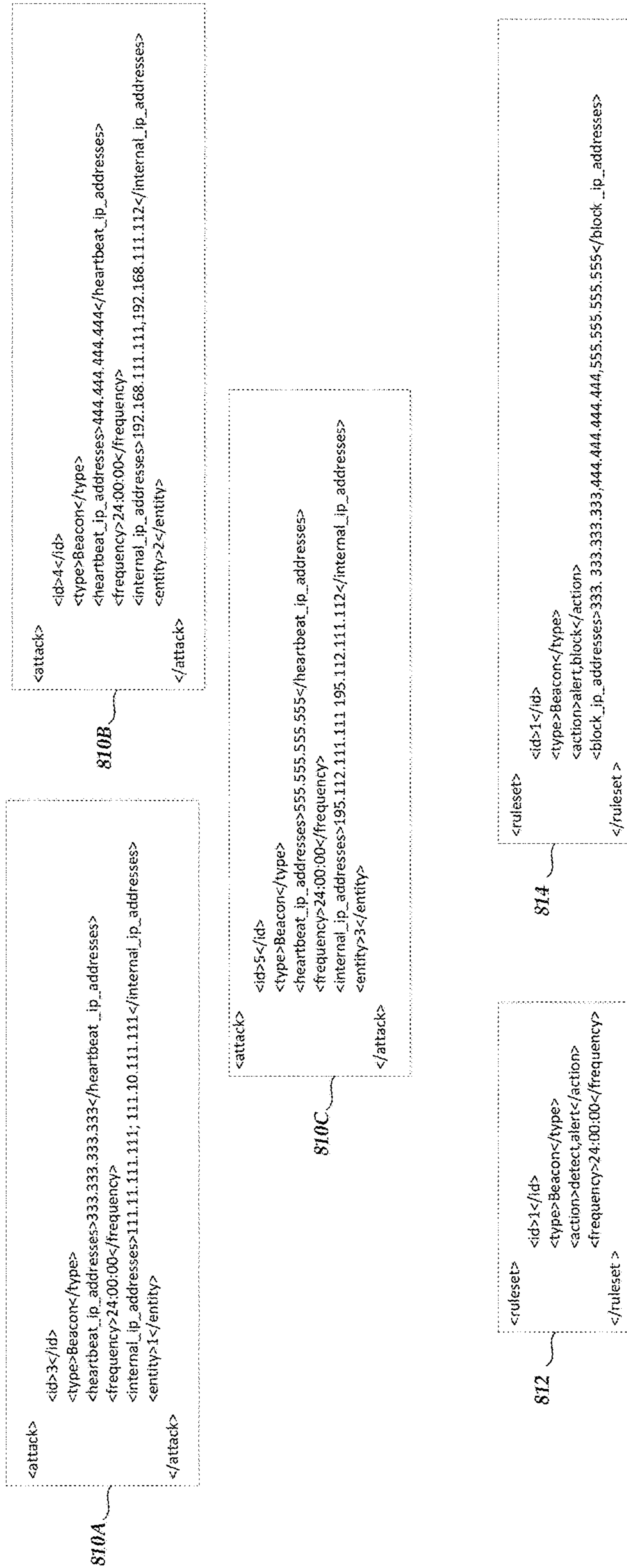


FIG. 8C

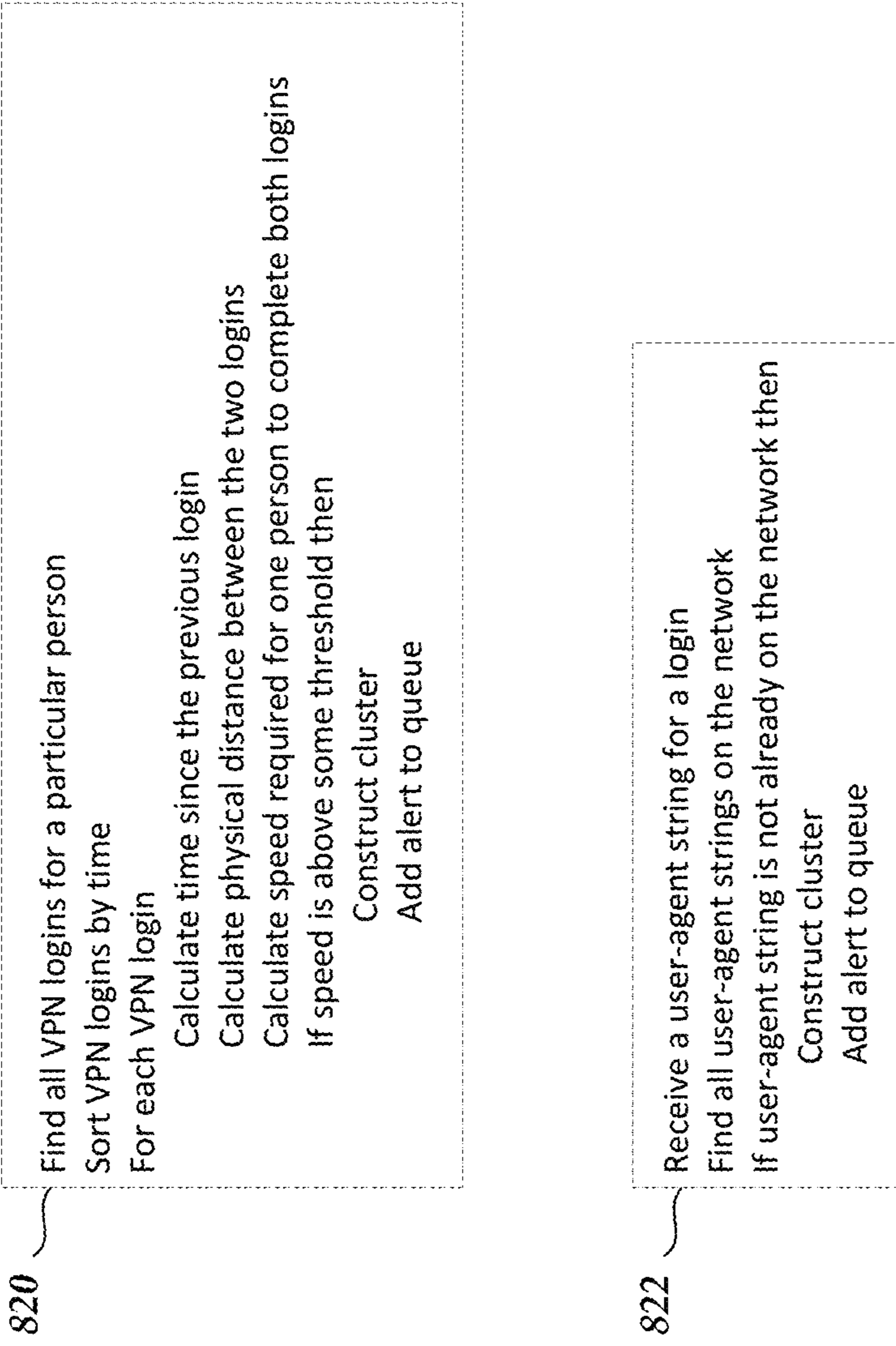


FIG. 8D

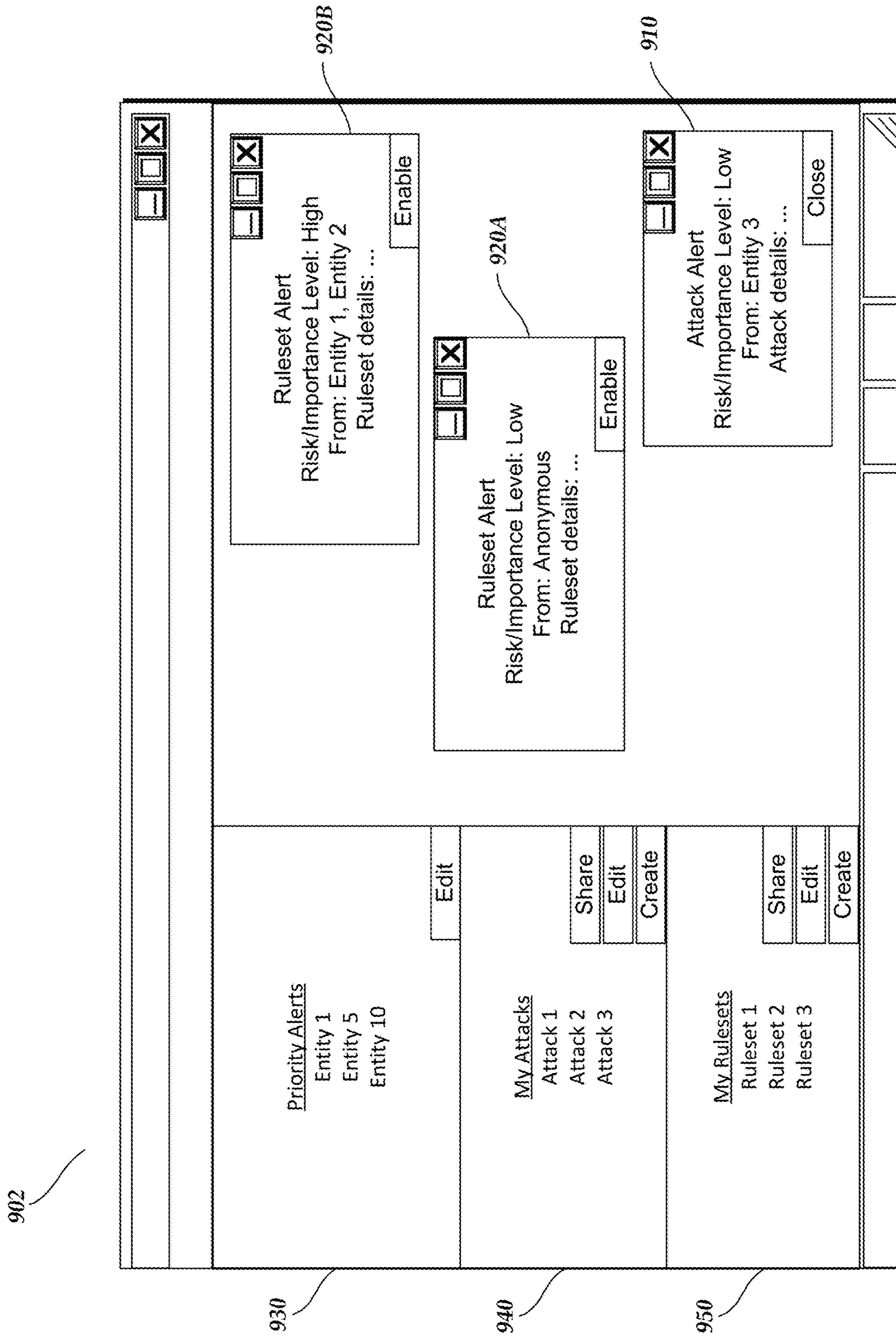


FIG. 9A

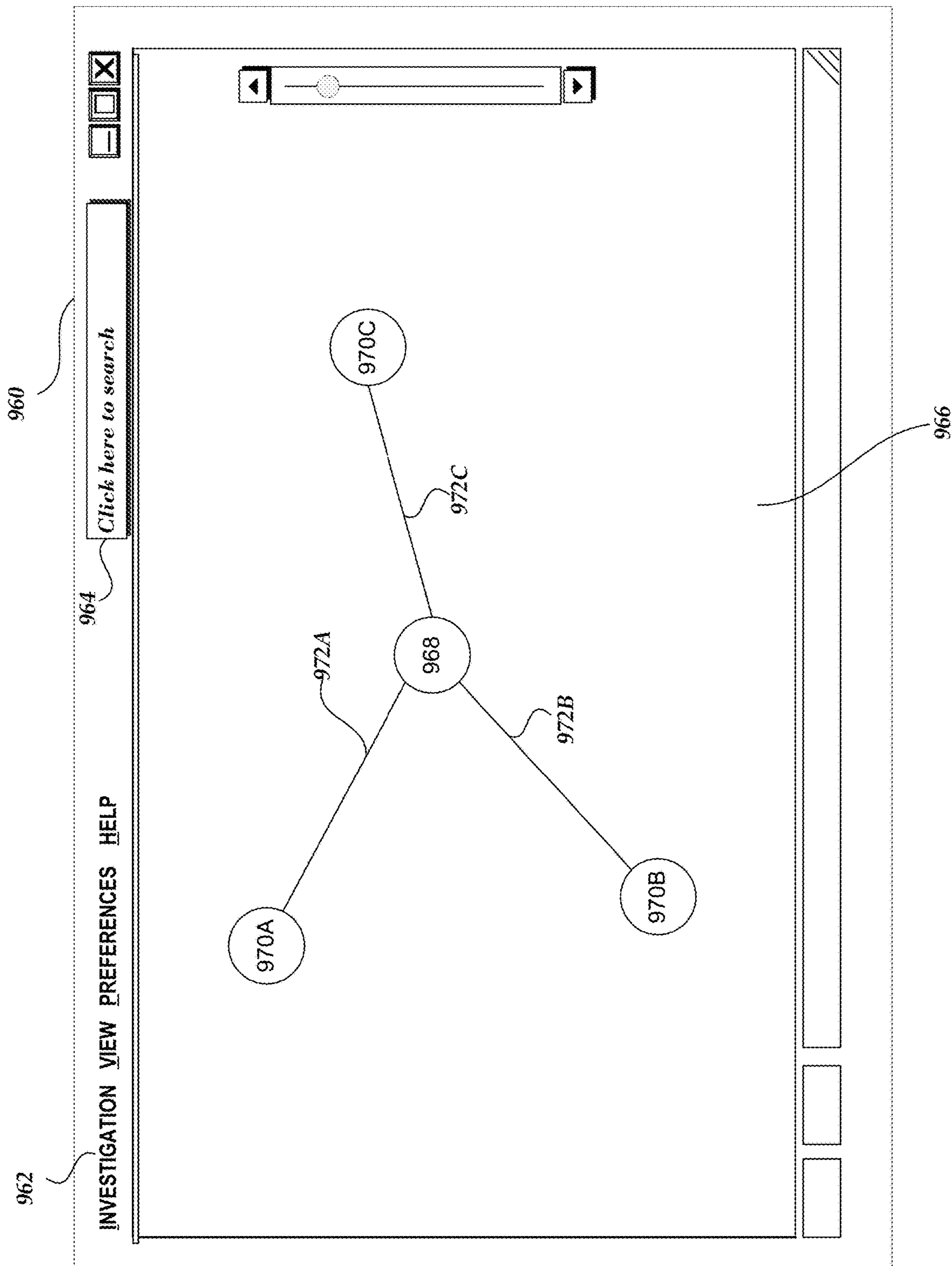


FIG. 9B

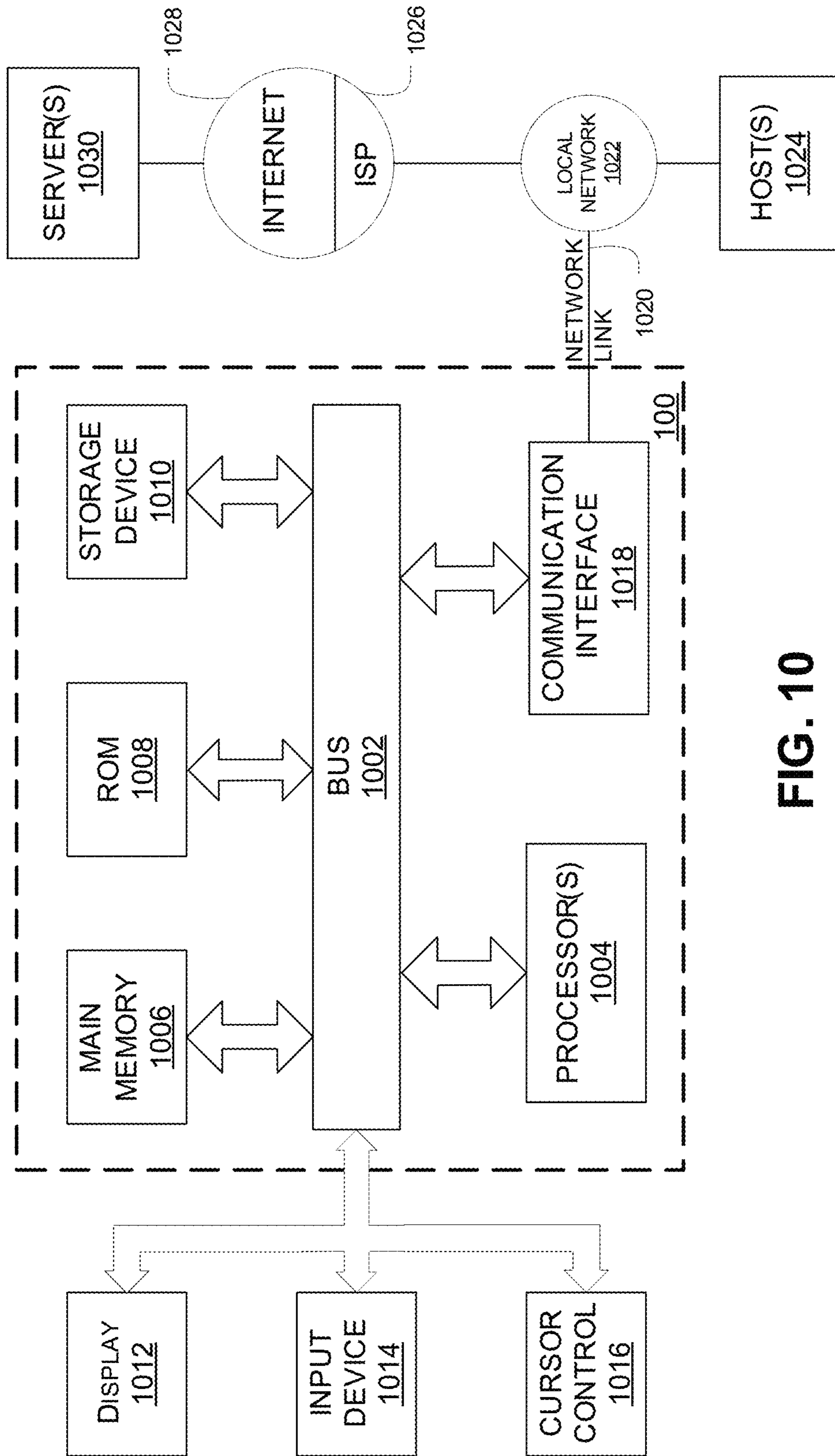


FIG. 10

CYBER SECURITY SHARING AND IDENTIFICATION SYSTEM

INCORPORATION BY REFERENCE TO ANY PRIORITY APPLICATIONS

This application is a continuation of U.S. patent application Ser. No. 14/684,231 entitled "CYBER SECURITY SHARING AND IDENTIFICATION SYSTEM," filed Apr. 10, 2015, which is a continuation of U.S. patent application Ser. No. 14/280,490 entitled "SECURITY SHARING SYSTEM," filed May 16, 2014, now U.S. Pat. No. 9,009,827, which claims benefit of U.S. Provisional Application No. 61/942,480 entitled "SECURITY SHARING SYSTEM," filed Feb. 20, 2014. Each of these applications are hereby incorporated by reference herein in their entireties.

Any and all applications for which a foreign or domestic priority claim is identified in the Application Data Sheet as filed with the present application are hereby incorporated by reference under 37 CFR 1.57.

CROSS-REFERENCE TO RELATED APPLICATIONS

This application is related to but does not claim priority from U.S. patent application Ser. No. 13/968,265 entitled "Generating Data Clusters With Customizable Analysis Strategies" filed Aug. 15, 2013, and U.S. patent application Ser. No. 13/968,213 entitled "Prioritizing Data Clusters With Customizable Scoring Strategies" filed Aug. 15, 2013, which are hereby incorporated by reference in their entireties and collectively referred to herein as the "Cluster references."

This application is related to but does not claim priority from U.S. Pat. No. 8,515,912 entitled "Sharing And Deconflicting Data Changes In A Multimaster Database System" filed Jul. 15, 2010, U.S. Pat. No. 8,527,461 entitled "Cross-ACL Multi-Master Replication" filed Nov. 27, 2012, U.S. patent application Ser. No. 13/076,804 entitled "Cross-Ontology Multi-Master Replication" filed Mar. 31, 2011, U.S. patent application Ser. No. 13/657,684 entitled "Sharing Information Between Nexuses That Use Different Classification Schemes For Information Access Control" filed Oct. 22, 2012, and U.S. patent application Ser. No. 13/922,437 entitled "System And Method For Incrementally Replicating Investigative Analysis Data" filed Jun. 20, 2013, which are hereby incorporated by reference in their entireties and collectively referred to herein as the "Sharing references."

This application is related to but does not claim priority from U.S. Pat. No. 8,489,623 entitled "Creating Data In A Data Store Using A Dynamic Ontology" filed May 12, 2011, which is hereby incorporated by reference in its entirety and referred to herein as the "Ontology reference."

BACKGROUND

In the area of computer-based platforms, security data may be collected, analyzed, and used to protect computer networks from unwanted behavior.

SUMMARY

The systems, methods, and devices described herein each have several aspects, no single one of which is solely

responsible for its desirable attributes. Without limiting the scope of this disclosure, several non-limiting features will now be discussed briefly.

In some embodiments, a system for sharing security information comprises one or more computing devices programmed, via executable code instructions. When executed, the executable code instructions may cause the system to implement an attack data unit. The attack data unit may be configured to receive a plurality of security attack data from one or more entities. The security attack data may comprise information regarding one or more security attacks detected by respective entities. When further executed, the executable code instructions may cause the system to implement an attack data modification unit. The attack data modification unit may be configured to redact portions of the security attack data from various entities such that the redacted portions are not detectable in the security attack data. When further executed, the executable code instructions may cause the system to implement a distribution unit configured to share the security attack data with multiple entities.

In some embodiments, a non-transitory computer storage comprises instructions for causing one or more computing devices to share security information. When executed, the instructions may receive a plurality of security attack data from multiple entities. The security attack data may comprise information regarding one or more security attacks detected by respective entities. When further executed, the instructions may generate a ruleset based on the plurality of security attack data from multiple entities. The ruleset may be adapted to be executable by a plurality of the entities to recognize one or more security attacks. When further executed, the instructions may redact configurable portions of the security attack data from various entities such that the redacted portions are not detectable in the ruleset. When further executed, the instructions may transmit the ruleset, or a subset thereof, to one or more entities.

In some embodiments, a method for sharing security information comprises receiving a plurality of security attack data from multiple entities. The security attack data may comprise information regarding one or more security attacks detected by respective entities. The method may further comprise generating a ruleset based on the plurality of security attack information from multiple entities. The ruleset may be adapted to be executable by a plurality of the entities to recognize one or more security attacks. The method may further comprise redacting configurable portions of the security attack data from various entities such that the redacted portions are not detectable in the ruleset. The method may further comprise transmitting the ruleset to one or more entities.

In some embodiments, a system for sharing security information may share security attack data around specific security attacks and/or strategies for detecting security attacks.

BRIEF DESCRIPTION OF THE DRAWINGS

Certain aspects of the disclosure will become more readily appreciated as those aspects become better understood by reference to the following detailed description, when taken in conjunction with the accompanying drawings.

FIG. 1 is a block diagram illustrating an example security sharing system, according to some embodiments of the present disclosure.

FIG. 2 is a flowchart illustrating an example attack sharing process, according to some embodiments of the present disclosure.

FIG. 3 is a flowchart illustrating an example ruleset sharing process for a specific attack, according to some embodiments of the present disclosure.

FIG. 4 is a flowchart illustrating an example modification process for attack data and/or rulesets, according to some embodiments of the present disclosure.

FIG. 5 is a block diagram illustrating an example security sharing system sharing attack data, rulesets, and/or modified attack data, according to some embodiments of the present disclosure.

FIG. 6 is a flowchart illustrating an example ruleset sharing process for multiple attacks, according to some embodiments of the present disclosure.

FIG. 7 is a block diagram illustrating an example security sharing system sharing attack data, rulesets, and/or modified attack data from different entities, according to some embodiments of the present disclosure.

FIG. 8A illustrates an example security sharing table, according to some embodiments of the present disclosure.

FIG. 8B illustrates example attack data and/or modified attack data based on security attacks, according to some embodiments of the present disclosure.

FIG. 8C illustrates example attack data and/or rulesets based on multiple security attacks, according to some embodiments of the present disclosure.

FIG. 8D illustrates example rulesets in a format comprising code instructions, according to some embodiments of the present disclosure.

FIG. 9A illustrates an example user interface of the security sharing system, according to some embodiments of the present disclosure.

FIG. 9B illustrates an example user interface for viewing data objects within the security sharing system, according to some embodiments of the present disclosure.

FIG. 10 is a block diagram illustrating an example security sharing system with which various methods and systems discussed herein may be implemented.

DETAILED DESCRIPTION

Security information may be shared with the goal of improving particular aspects of computer and/or cyber security. For example, in a computer-based context, security information and strategies may be orally shared among institutions and/or individuals at a cyber-security conference. The institutions and/or individuals may then implement detection and/or defensive strategies on their computing systems. In another example, in a software application-based context, antivirus software may detect malicious files and/or code through sharing of hash values of malicious files and/or code. Upon scanning a computing device, malicious files and/or code may be removed and/or quarantined.

In addition to sharing of security data orally and/or in an information entity to entity manner, disclosed herein are systems for sharing security information among multiple entities. Using the techniques and systems described herein, security threats may be addressed more preemptively and/or efficiently by utilizing more information and/or analysis from other entities. Those techniques and systems may comprise automatically and/or in an ad hoc manner sharing attack information and/or generic rules to combat security threats.

Sharing attack information may allow for distributive and/or efficient responses to security threats. Institutions, organizations, entities, and/or the government may share attack information automatically and/or in an ad hoc man-

ner. The security sharing system may modify attack data to redact confidential and/or sensitive information for sharing with other entities.

Sharing of generic rules through the security sharing system may efficiently combat security threats. In some embodiments, a rule may be generated by human technicians and/or any participating entity and pushed to the security sharing system for use by other participating entities. In some embodiments, a rule may be generated by the security sharing system following an attack on any entity using the system. A rule may differ from a specific attack by comprising more abstract characteristics of an attack that may be used to proactively detect other attacks. The rules may be configured to be enabled and/or implemented on other entities and/or computing systems to defend against and/or combat security attacks using their own proprietary data.

System Overview

FIG. 1 illustrates a security sharing system, according to some embodiments of the present disclosure. In the example embodiment of FIG. 1, the security sharing environment 190 comprises a network 120, a security sharing system 100, one or more security attacks 130 (including security attacks 130A, 130B, 130C, 130D, 130E, 130F, 130G, 130H, 130I in the example of FIG. 1), and one or more entities 110 (including entities 110A, 110B, and 110C in the example of FIG. 1). The network 120 may comprise, but is not limited to, one or more local area networks, wide area network, wireless local area network, wireless wide area network, the Internet, or any combination thereof. As shown by FIG. 1, the security sharing system 100 may share security data with one or more entities 110.

In some embodiments, the security sharing environment 190 may not comprise a network. Some entities, such as, but not limited to, government entities, may not be connected to a network and/or may not want to share security information via a network. Thus, sharing of security information by the security sharing system may occur via physical transport, such as, but not limited to, Universal Serial Bus drives, external hard drives, and/or any other type of media storage.

The entities 110 may comprise one or more computing devices. For example, an entity 110 may be institution, such as, but not limited to, a bank, a financial institution, or the government, comprised of one or more computer servers. As illustrated by entity 110B, an entity may comprise one or more computing devices connected via a network 140A, such as a secure LAN. The entity 110B may communicate with a security sharing device 150A, which may reside outside the network 140A. The security sharing device 150A may then communicate with the security sharing system 100. The security sharing device 150 may comprise all of that institution's cyber data and/or analysis. As illustrated by entity 110C, the security sharing device 150B may reside within an entity's network 140B. The entity may be connected via the network 120.

There may be many different variations and/or types of a security attack 130. Several examples of security attacks are discussed herein, but these are not limiting in the types of other security attacks the security sharing system may be able to detect. For example, a security attack may comprise malicious code and/or software, such as, but not limited to, Trojans, viruses, worms, and/or bots. Security attacks and/or security patterns may evolve and/or change over time. Therefore, the security sharing system may be configured to handle different types of security attacks and/or the changes in security attacks over time.

For example, a Trojan installs and/or infects itself in the computer servers of an entity, such as, a banking institution. The Trojan originates from a computing device with a source identifier, such as, but not limited to, an Internet Protocol (“IP”) address. The Trojan then steals information and/or data from the entity, such as, but not limited to, credit card data, social security numbers, bank account numbers, personal data, names, phone numbers, addresses, and/or driver’s license numbers. The Trojan sends the stolen information and/or data over the network **120** to one or more computing devices.

A security attack may comprise an attempt to make a computing device unavailable, such as, but not limited to, a denial of service (DOS) attack, or a distributed denial of service (DDOS) attack. For example, multiple computing devices saturate one or more computing devices of an entity with communication requests. In a DOS or DDOS attack, a goal of the multiple communication requests may be to make one or more computing devices unavailable to the network by overloading the computing devices with requests.

The security sharing system **100** may operate as a single instance, client server system, or as a distributed system. For example, there may be multiple instances of the security sharing system **100** running simultaneously that communicate through the network **120**. In some embodiments, each security sharing system instance operates independently and/or autonomously. In some embodiments, there is a central server of the security sharing system **100** and individual clients of the security sharing system communicate with the central server via the network **120**.

Example Attack Sharing Processes

FIG. **2** is a flowchart illustrating an attack sharing process, according to some embodiments of the present disclosure. The method of FIG. **2** may be performed by the security sharing system and/or one or more entities discussed about with reference to FIG. **1**. Depending on the embodiment, the method of FIG. **2** may include fewer or additional blocks and/or the blocks may be performed in order different than is illustrated.

Beginning in block **202**, an attack is made on one of the computing devices of an entity **110**. As noted above, various activities may be considered attacks on an entity **110**. For example, a malicious application, such as a Trojan, may be installed on an entity’s one or more internal computing devices. The malicious application may originate from an IP address.

At block **204**, the security attack is identified and/or recorded as attack data. For example, the entity **110** may identify malicious software and/or communications from an external IP address, such as using antivirus or firewall software. The attack data may comprise information about the security attack, such as the IP address of the malicious application, an identifier for the malicious application, and/or the IP addresses of the internal computing devices that were attacked and/or infected. In some embodiments, the security attack may be identified automatically, such as by security and/or antivirus software, or the attack may be identified by a human operator, such as a system administrator or information technology technician. In some embodiments, attacks are initially detected by software and then a human technician confirms a software-detected attack before the attack data is shared, such as according to the process described below.

In some embodiments, identification of attacks occurs by the systems, methods, and/or techniques disclosed in the Cluster references. For example, related security attacks

may be clustered as illustrated by U.S. patent application Ser. No. 13/968,265. A human technician may then view and analyze the cluster of related security attacks. Clusters of security attacks may also receive rankings and/or scorings as illustrated by U.S. patent application Ser. No. 13/968,213.

In some embodiments, attack data, rulesets, and/or other security information may be a data object according to the systems, methods, and/or techniques disclosed in the Ontology reference. For example, attack data, rulesets, and/or other security information may be included in data objects that are included in an ontology, which may be shared with other entities across the security sharing system and/or the data objects remain uniform across the entities they are shared with.

At block **205**, the attack data may be optionally modified for sharing. For example, information regarding computing systems and/or employees of the entity **110** that was attacked may be removed from the attack data before it is shared with the security sharing system **100**. The entity **110** may remove and/or modify data regarding the attack and/or the security sharing system **100** may remove and/or modify data regarding the attack once received from the entity **110** (e.g., as discussed below in block **206**). In some embodiments, the attack data may be modified such that the network architecture and/or other proprietary information of the entity **110** is not indicated. For example, an entity **110** may want to share the attack data with others without exposing the particular network architecture and/or the specific computing devices that are part of the attack.

Next, at block **206** the attack data may be provided by the entity **110** to the security sharing system **100**, such as via the network **120** of FIG. **1**. Depending on the embodiment, the attack data may be shared in various manners, such as via a shared network location that stores the data, a direct communication via an email or HTTP communication, or in any other manner. The attack data may be in various formats, such as a database format, files, XML, JSON, a file format that is proprietary to the security sharing system **100**, or any other format, and maybe encrypted or have security of any available type.

In some embodiments, sharing of attack data at block **206** occurs by the systems, methods, and/or techniques disclosed in the Sharing references. For example, attack data may be shared and deconflicted through a replicated database system as illustrated by U.S. Pat. No. 8,515,912. Attack data may also be shared through a database system with multiple ontologies as illustrated by U.S. patent application Ser. No. 13/076,804. The sharing of attack data may also occur via incremental database replication as illustrated by U.S. patent application Ser. No. 13/922,437.

In some embodiments, the clusters generated by the systems, methods, and/or techniques disclosed in the Cluster references and/or other security information may be shared by the systems, methods, and/or techniques disclosed in the Sharing references, other mechanisms illustrated in this disclosure, and/or any other manner.

At block **208**, the attack data that is received at the security sharing system **100** is wholly or partially shared with one or more entities **110**. For example, if the attack data is received from entity **110A**, the security sharing system **100** may share the attack data to entities **110B**, **110C**, and/or external systems, such as in accordance with sharing preferences of the entities.

At block **210**, the attack data may be optionally used by the entities with which the attack data is shared. For example, the attack data may be proactively detect and hopefully prevent similar attacks.

There may be some variations of the optional use of the attack data at block **210**. For example, an entity **110B**, such as a financial institution, may implement security defenses, such as, antivirus software, to defend against the malicious application identified in the attack data. In another example, the entity **110B**, may conduct a search for the malicious application throughout the entity's computing devices based on the received attack data. Thus, the attack data may be used to identify previous attacks (which may be ongoing) and initiate recovery actions (e.g., quarantining infected files, blocking IP addresses, deleting files, reinstalling drivers, etc.).

Rulesets

A ruleset may comprise code instructions and/or sets of data that enable a security system and/or entity to implement detection and/or defense strategies against security attacks. A ruleset differs from specific attack data (such as was discussed above with reference to FIG. **2**) in that a ruleset may include more abstract characteristics of an attack that can be used to detect other attacks. For example, a ruleset may comprise code instructions and/or data representing a beaconing behavior based on a pattern of communication and/or call-back behavior by one or multiple entities from/to a common IP address (or group of IP addresses). In general, beaconing comprises communication from an entity's internal computing device to an external computer device that is believed to be malicious. Beaconing often occurs at regular intervals, such as every twenty-four hours. Thus, a beacon is traffic leaving the inside of a network at regular intervals. A beacon may be referred to as a phone home or heartbeat. Beacons can be used for malicious purposes, such as obtaining new orders from a command and control (C&C) server as well as to download updates or other tools (e.g., to malicious software installed on the entity's computing system). In some embodiments, beaconing may occur at irregular intervals, such as intervals that are determined based on a predetermined pattern algorithm, or at random intervals. Thus, a ruleset that identifies beaconing behavior does not necessarily indicate particular entities that have been attacked by the beaconing behavior, but may include characteristics of the beaconing behavior, such as may be reported by multiple entities, which can be used to detect similar attacks. For example, a beaconing ruleset may identify a group of IP addresses to which beacons are transmitted (e.g., from an attacked entity), a beaconing period (e.g. a fixed time period, a range of time periods, or algorithmic expression that defines a time period), and/or any other information that may be used by an entity to identify similar beaconing activities. Sharing of a beaconing ruleset, whether based on beaconing activities of a single entity or beaconing activities of multiple entities (e.g., as may be developed by the security sharing system **100** in response to receiving beaconing activity data from multiple entities), may enable early detection by the entity and/or the security sharing system of beaconing behavior.

A ruleset may be in various formats, such as source code and/or code instructions, a database format, files, XML, JSON, a file format that is proprietary to the security sharing system **100**, or any other format, and may be encrypted or have security of any available type, and/or some combination thereof. In some embodiments, a ruleset may be enabled on different entities and/or computer systems without modification. For example, two different entities may use different proxy providers (e.g., computer servers that act as intermediaries for requests from clients seeking resources from other services). The ruleset may be sufficiently abstracted such that, with some configuration data and/or

configuration of the entity's computing devices, the same ruleset checking for beaconing (or other) behavior may be run on different entities that have different proxy providers.

In some embodiments, rulesets and/or the output of rulesets may be clustered by the systems, methods, and/or techniques disclosed in the Cluster references. For example, related rulesets and/or the output of rulesets may be clustered as illustrated by U.S. patent application Ser. No. 13/968,265. A human technician may then view and analyze the cluster of related rulesets and/or output of the rulesets.

Example Ruleset Sharing

FIG. **3** is a flowchart illustrating a ruleset sharing process for a specific attack, according to some embodiments of the present disclosure. The method of FIG. **3** may be performed by the security sharing system and/or one or more entities discussed about with reference to FIG. **1**. Depending on the embodiment, the method of FIG. **3** may include fewer or additional blocks and/or the blocks may be performed in order different than is illustrated.

Beginning at block **302**, a security attack is detected and a pattern associated with the security attack is identified. For example, the security attack may correspond to a beaconing attack that includes hundreds of beacons that have been identified by a particular entity to a group of related IP addresses. A detected pattern may indicate a regular time period, e.g., twenty-four hours, at which beacons repeatedly transmitted to the same IPs.

In some embodiments, there may be some variations of identification of the security attack and recognition of the pattern at block **302**. As previously illustrated in FIG. **2**, identification of the attack at block **302** may be manual or automatic. Similarly, recognition of a pattern from the security attack at block **302** may be manual or automatic. For example, automatic pattern recognition by the security sharing system may occur from identifying beaconing at regular intervals and/or connections to the same external IP address. In some embodiments, humans may review the security attacks to recognize a pattern from them.

In some embodiments, similar to the identification of attacks, recognition of patterns occurs by the systems, methods, and/or techniques disclosed in the Cluster references.

At block **304**, a ruleset may be generated from the recognized pattern. In some embodiments, generation of rulesets is automatic, manual, or some combination thereof.

At block **306**, the ruleset may be optionally modified for sharing, such as in the manner discussed with reference to FIG. **4**, below.

At block **308**, the security sharing system may share the ruleset with one or more other entities or external systems. The sharing of the ruleset with external systems at block **310** may be similar to the sharing of the attack data at block **208** of FIG. **2**.

At block **312**, the ruleset may be optionally enabled by the external system and/or entity.

Modifying Attack Data and/or Rulesets

FIG. **4** is a flowchart illustrating a modification process for attack data and/or rulesets, according to some embodiments of the present disclosure. The method of FIG. **4** may be performed in whole, or in part, as part of block **205** of FIG. **2** and/or block **306** of FIG. **3**. Depending on the embodiment, the method of FIG. **4** may include fewer or additional blocks and/or the blocks may be performed in order that is different than illustrated.

At block **402**, irrelevant and/or sensitive data may be redacted from attack data and/or rulesets. For example, attack data may initially comprise the source identifiers of

internal computing devices of an entity, such as, but not limited to, the IP addresses of the computing devices. An entity may not want to share their internal IP addresses of their computing devices. Therefore, an entity may redact and/or remove data from the attack data such as the IP addresses of the entity's internal computing devices. Removal of entity specific information, such as internal IP addresses, from attack data, may abstract the attack data to increase usability by other entities. In some embodiments, redaction of attack data and/or rulesets is automatic, manual, or some combination thereof. For example, there may be a configurable list of IP addresses, which correspond to internal computing devices, to be removed from attack data and/or rulesets. Redaction may require approval by a human operator. In some embodiments, redaction of attack data and/or rulesets may be performed by a human operator.

At block **404**, recipients may be specified for attack data and/or rulesets. For example, an entity may only want to send attack data to other entities it has close relationships with more entities in a particular vertical market or having other attributes. Therefore, the entity may specify one or more entities criteria for entities with which attack data and/or rulesets security sharing system. The sharing data may be provided in any available format, and may apply to sharing of attack data and/or ruleset data from the entity that provides the sharing data. In some embodiments, a human operator must approve and/or select the recipients of attack data and/or rulesets.

In some embodiments, access controls for replicating attack data and/or rulesets at block **404** occurs by the systems, methods, and/or techniques disclosed in the Sharing references. For example, asynchronous replication of attack data and/or rulesets occur via access control policies illustrated by U.S. Pat. No. 8,527,461. Replication of attack data and/or rulesets may occur where databases use different classification schemes for information access control as illustrated by U.S. patent application Ser. No. 13/657,684.

At block **406**, attack data and/or rulesets may be made anonymous. For example, attack data and/or rulesets may comprise the source entity of the attack data and/or rulesets. Thus, an entity may specify whether the sharing attack data and/or rulesets should be anonymous. In some embodiments, there is a global setting and/or configuration for specifying anonymity. There may be a configurable setting enabling anonymity for some recipients but not others. In some embodiments, a human may approve or specify anonymity for each attack data item and/or ruleset that is shared.

At block **408**, attack data and/or rulesets may be weighted differently such as based on the entity that provides the attack data or rule set (e.g., some entities may be more reliable providing attack data than others) or based on the type of attack identified in the attack data or rule set, and/or other factors. For example, if attack data indicates a high security risk associated with the attack, the security sharing system may assign a high weighting to the attack data. However, if the reported attack is less malicious and/or from an entity that commonly misreports attacks, a lower weighting may be assigned to the attack data, such that sharing of the attack data doesn't introduce false attack alerts in other entities. Thus, in some embodiments the security sharing system tracks the accuracy of reported attacks from respective entities and automatically applies weightings and/or prioritizations to future reports from those entities based on the determined accuracy.

The weightings may be assigned manually and/or automatically. For example, in some embodiments a human

operator specifies whether attack data and/or rulesets are important. These weightings may change over time, as the attacks themselves evolve.

From the receiving perspective of attack data and/or rulesets, an entity may optionally weight attack data and/or rulesets from different entities. Thus, if an entity values attack data and/or rulesets from a different entity highly, the entity may set a high level of priority for anything received from that different entity.

Sharing Attack Data and/or Rulesets

FIG. 5 illustrates a security sharing system sharing attack data, rulesets, and/or modified attack data, or subsets thereof, according to some embodiments of the present disclosure. In accordance with some embodiments of the present disclosure, the security system **100** may comprise a rule unit **530**, an attack modification unit **540**, a ruleset data store **532**, and/or attack data store **542**.

As shown in the example of FIG. 5, an entity **110A** has been involved in three attack communications **130A**, **130B**, and **130C** (each comprising one or more transmissions and/or receptions of data from the entity **110A**). In this embodiment, the entity **110A**, upon identifying the one or more communications as an attack (see, e.g., FIG. 2) may send attack data **500** to the security sharing system **100** through the network **120**. In some embodiments, the security sharing system **100** automatically collects attack data from a security attack.

In this example, the security sharing system **100** generates a ruleset based on the attack data **500** corresponding to the multiple attack communications **130A**, **130B**, and **130C**, such as by any one or more processes discussed with reference to FIG. 3. For example, the multiple attacks **130A**, **130B**, and **130C** illustrated in FIG. 5 may be associated with beaconing calls to an external computer device from the entity **110A**. The attack ruleset **510** may be generated and/or output to other entities by the rule unit **530**. The attack ruleset **510** may be stored in the attack data store **542**. In the embodiment of FIG. 5, the security sharing system **100** shares the attack ruleset **510** with another entity **110B** through the network **120** and the modified attack data **520** with another entity **110C**. The entities **110B** and **110C** may change, update, modify, etc. security measures based on the ruleset **510** or modified attack data **520**, respectively.

In some embodiments, the security sharing system may be able to automatically generate rulesets based on one or more security attacks. Similar to automatic recognition of security attack patterns, a ruleset may be automatically generated from patterns of security attacks, e.g., beaconing and/or DOS attacks. Rulesets may be automatically output by the rule unit **530**. For example, the rule unit **530** may take as input data regarding security attacks and automatically generate a ruleset from patterns recognized in the data.

In some embodiments, a human operator and/or a team of technicians may review the security attack patterns to generate a ruleset. The security sharing system may provide user interface tools to humans for analyzing security attacks and/or creating rulesets. For example, rulesets may be generated by a human operator of the user interface of the rule unit **530**. A user interface of the rule unit **530** may comprise a document processing interface to generate a ruleset.

In some embodiments, a team of engineers and/or technicians may consume all of the security information and/or data from all of the entities of the security sharing system. The engineers and/or technicians may conceive and/or generate rulesets to share them with entities through the security sharing system.

11

In some embodiments, rulesets may be generated by entities and shared through the security sharing system. For example, the rule unit **530** may receive rulesets from entities for distribution to other entities through the security sharing system.

The shared attack data and/or ruleset may be modified by the entity **110A** and/or the security sharing system **100**, such as by any one or more processes discussed with reference to FIG. **4**. The attack modification unit **540** may modify the attack data **500** to output the modified attack data **520**. The modified attack data **520** may be stored in the attack data store **542**. Modification by the attack modification unit **540** and/or storage in the attack storage unit may achieve some of the goals and/or advantages illustrated in FIG. **4**.

Example Ruleset Generation from Multiple Attacks

FIG. **6** is a flowchart illustrating a ruleset sharing process for multiple attacks, according to some embodiments of the present disclosure. The method of FIG. **6** may be performed by the security sharing system and/or one or more entities discussed about with reference to FIG. **1**. Depending on the embodiment, the method of FIG. **6** may include fewer or additional blocks and/or the blocks may be performed in order different than is illustrated.

Beginning at block **602**, attack data is received from separate entities. For example, the attack data from different entities (e.g., entities **130**) may correspond to hundreds of DOS attacks that have been identified by different entities.

At block **604**, a pattern is associated and/or recognized from the attack data from different entities. A recognized pattern may indicate a particular source of the attack, e.g., a DOS attack that originates from a particular IP address range, or domain.

At block **606**, a ruleset may be generated from the recognized pattern. The ruleset may be optionally modified for sharing.

At block **608**, the ruleset may be shared through the security sharing system. For example, the ruleset may be shared with one or more entities that shared attack data used in generation of the ruleset and/or other entities that did not provide attack data used in generation of the ruleset, such as in accordance with sharing rules (e.g., FIG. **8A**).

At block **610**, the ruleset is shared through the security sharing system to external systems. The sharing of the ruleset with external systems at block **610** may be similar to the sharing of the attack data at block **208** of FIG. **2**.

At block **612**, the ruleset may be optionally enabled by the external system and/or entity.

Sharing Attack Data and/or Rulesets from Different Entities

FIG. **7** is a block diagram illustrating a security sharing system sharing attack data, rulesets, and/or modified attack data that has been received from and/or determined based on information from different entities, according to some embodiments of the present disclosure. As shown in the example of FIG. **7**, the entity **110A** has received three attack communications **130A**, **130B**, **130C** and the entity **110B** has received one attack communication **130D** (although an attack, as used herein, may include one or any number of communications from and/or to an entity).

In this embodiment, the entity **110B**, upon identifying the one or more communications as an attack (see, e.g., FIG. **2**), may send attack data **702** to the security sharing system **100** through the network **120**. Similar to entity **110B**, entity **110A** may send attack data **700**, including information regarding attacks **130A**, **130B**, **130C**, to the security sharing system **100**. In this example, the security sharing system **100** generates a ruleset based on the attack data **700** from entity

12

110A and the attack data **702** from entity **110B**. For example, the multiple attacks illustrated in FIG. **7** may be associated with DOS attacks from a set of computing devices associated with an IP address, a range of IP addresses, and/or a domain, for example.

Rule generation and/or sharing in FIG. **7** may be similar to FIG. **5**.

The security sharing system **100** may process the attack data from different entities to share attack rulesets, attack data, and/or modified attack data. In FIG. **7**, the security sharing system **100** shares modified attack data **720** with entity **110D**, which may not have been attacked yet by the particular attack **130A-130D** that were reported by entities **110A**, **110B**. For example, the modified attack data **720** may comprise the set of IP addresses where the DOS attacks originated from. The modified attack data **720** may differ from the attack data **700** by not having data regarding the internal computing devices that were targeted by the DOS attacks.

Sharing Tables

FIG. **8A** illustrates an example security sharing table, according to some embodiments of the present disclosure. For example, the security sharing table may be one or more tables in a relational database of the security sharing system.

In other examples, the security sharing table may be in various formats, such as a data object format, XML, JSON, a file format that is proprietary to the security sharing system, or any other format. The columns and/or fields shown in the table are illustrative. In some embodiments, there may be additional or less columns and/or fields. The security sharing table may be used to redact and/or modify any property of attack data, rulesets, and/or other security information of the security sharing system. The redaction and/or modification of any property may be possible because attack data, rulesets, and/or other security information may be in a data object format.

As shown in the example of FIG. **8A**, the security sharing table may be used by the security sharing system (and/or by individual entities in some embodiments) to redact and/or modify attack data and/or rulesets. For example, there are four example entities shown. Attack data from a security attack may comprise the hostname and/or label for computing devices from an entity. Thus, the redact hostname column may be used to remove hostnames from attack data and/or rulesets. In the example, the hostnames “prod.example.net” and “application.example.net” will be removed from entity 1’s attack data and/or rulesets. For entity 2, all of the hostnames ending in “corp” will be removed. As shown for entity 4, all hostnames may be removed from attack data and/or rulesets.

As shown in the example table of FIG. **8A**, the four example entities have each provided different criteria for redacting or removing IP addresses from attack data and/or rulesets. According to these rules, the security sharing system may remove all internal IP addresses from attack data and/or rulesets from entity 4 and all internal IP addresses beginning with “192.168” from attack data and/or rulesets of entity 3.

The security sharing table may also be used to specify recipients for attack data and/or rulesets. For example, as shown in FIG. **8A**, entity 1 has recipients: entity 2 and entity 3. Thus, the default recipients of entity 1 are entities 2 and 3 for sharing attack data and/or rulesets. As shown in the example table, entity 4 may share all of its attack data and/or rulesets with every entity in the security sharing system.

As shown in the example table of FIG. **8A**, there may be a setting to make an entity anonymous while sharing attack

data and/or rulesets. Entities 1 and 4 may share attack data and/or rulesets with other entities anonymously. For example, with the anonymous setting enabled, entity 1 can share attack data and/or rulesets with the security sharing system, which may then share that attack data, rulesets, and/or other ruleset generated based on the data received from entity 1, with other entities without identifying entity 1 as a source of the attack data.

Example Attack Data, Modified Attack Data, and/or Rulesets

As previously illustrated, attack data, modified attack data, and/or rulesets may be in various formats and/or combinations of formats and are not limited to the example formats shown in FIGS. 8B, 8C, and 8D.

FIG. 8B illustrates example attack data and/or modified attack data based on security attacks, according to some embodiments of the present disclosure. For example, a security attack may be a DDOS attack with four originating IP addresses, shown in the <from_ip_addresses> element of the example attack data **802**. The example attack data **802** also includes an attack identifier (in the <id> element), and identifies the type of attack (in the <type> element), internal IP addresses affected by the attack (in the <internal_ip_addresses> element) and entity providing the attack data (in the <entity> element).

The security sharing system may modify the attack data **802**, such as in the manner discussed with reference to FIG. 4 and/or FIG. 8A, to output modified attack data **804**. As illustrated, modified attack data **804** may not contain the source entity of the attack data (e.g., the <entity> element is removed) and/or the internal IP addresses (e.g., the <internal_ip_addresses> element is removed) of the source entity, which may correspond to the preferences illustrated with reference to the sharing table of FIG. 8A. For example, the sharing table of FIG. 8A specified that entity 1 should remain anonymous and redact certain IP addresses. In another embodiment, entity 1 may include its identifier (e.g., include the <entity> element) and the security sharing system may anonymize the attack data by not indicating to other entities with which the attack data is shared that the attack data came from entity 1. In this way, data that is received by the security sharing system may still determine reliability of information based on source of information, even without sharing the exact identity of the source with other entities.

In another example, a security attack may be a previously illustrated Trojan attack with four originating IP addresses. Similar to the previous example, an entity may send attack data **806** to the security sharing system and/or the security sharing system may modify the attack data **806** to output modified attack data **808**. Unlike modified attack data **804**, which may be anonymous, modified attack data **808** may contain the source entity of the attack data, which may correspond to the preferences illustrated with reference to the sharing table of FIG. 8A. For example, the sharing table of FIG. 8A specified that entity 2 should not be anonymous. Similar to modified attack data **804**, modified attack data **808** does not contain the internal IP addresses of entity 2, which may correspond to the preferences illustrated with reference to the sharing table of FIG. 8A.

FIG. 8C illustrates example attack data and rulesets based on multiple security attacks, according to some embodiments of the present disclosure. For example, attack data **810A**, **810B**, **810C** correspond to three separate beaconing attacks against different entities may be received by the security sharing system. While in this example the attack data **810** are received from three separate entities (entity 1,

entity 2, and entity 3), in other embodiments the attack data used to form a ruleset may all be received from the same entity.

The security system may generate ruleset **812** and ruleset **814**, such as in the manner discussed with reference to FIG. 6 and/or FIG. 7, based on the attack data **810**. The security sharing system may interpret and/or redact the attack data, such as in accordance with redaction rules (e.g., FIG. 8A). For example, each of the attack data **810** includes internal IP addresses (in the <internal_ip_addresses> element) and source entity data (in the <entity> element). However, the ruleset **812** may comprise more abstract characteristics of the attack data **810**, such as the type of attack (in the <type> element) and/or the frequency of the attack for beaconing attacks (in the <frequency> element), while excluding specific attack characteristics such as internal IP addresses (e.g., the <internal_ip_addresses> element is removed) and source entity data (e.g., the <entity> element is removed). Another example of a ruleset is examining the method and/or behavior of attackers over time. For example, some hacking groups may only work during certain hours, thus may be more likely to attack during those time periods. These groups may mask the IPs they use, such that merely using the attack data may not be enough. A ruleset may allow entities to track malicious patterns even as the attack data itself changes. The ruleset **812** may also comprise actions to perform, such as, but not limited to, detecting attacks and/or alerting of suspicious behavior (in the <action> element). The security sharing system may interpret the attack data **810** to generate ruleset **814** to block malicious IP addresses. In the example, ruleset **814** comprises alerting and blocking actions (in the <action> element). Thus, an entity enabling ruleset **814** may automatically block malicious IP addresses (in the <block_ip_addresses> element). In some embodiments, attack data may be automatically interpreted to generate a ruleset to block a range of IP addresses.

FIG. 8D illustrates example rulesets **820** and **822** in a format comprising code instructions, according to some embodiments of the present disclosure. In some embodiments, rulesets may be complex enough such that their expression may be in a format comprising code instructions. The executable code instructions shown in FIG. 8D are illustrative pseudocode and, thus, may not correspond to any specific programming language or be executable in the format shown. Executable code that performs the functions outlined in rulesets **820** and **822** may be provided in any available programming language.

Example ruleset **820** comprises code configured to detect security attacks for globetrotter logins. In a globetrotter security attack, there may be Virtual Private Network (“VPN”) logins from locations that would be physically impossible for a single person to make. For example, logins by the same person from the United States and India within minutes and/or one hour of each other. Thus, the ruleset **820** includes code instructions that cause an entity’s computing device and/or the security sharing system to find all VPN logins for a particular person. The VPN logins may then be sorted by time of login. The VPN logins may be iterated through by a for loop, which may first calculate the time since the previous login, the physical distance between locations of two previous logins, and the travel speed required for a person to complete both logins. If the speed is over a threshold then a cluster may be constructed, such as by using the IP addresses and or identity of the person as seeds (see the Cluster references), and an alert may be added to a queue. For example, if the speed threshold was set to a speed, such as, 2,000 miles per hour, then an alert would

appear if there was a login between the United States and Japan within an hour of each other. Thus, the ruleset **820** may enable the detection of globetrotter security attacks.

Example ruleset **822** comprises code to detect security attacks for fake user-agent logins. In a fake user-agent security attack, malware may provide fake and/or made up user-agent logins and/or strings to gain access to an entity's network and/or resources. For example, the code instructions shown in **822** cause an entity's computing device and/or the security sharing system to receive a user-agent string for a login and find all of the user-agent strings on the network. If the user-agent string is not already on the network and/or is a new user-agent string, then a cluster may be constructed (see the Cluster references) and an alert may be added to a queue. Thus, the ruleset **822** may enable the detection of fake user-agent security attacks.

In some embodiments, rulesets may comprise various formats and/or combinations of formats. For example, a beaconing ruleset may comprise executable code instructions and/or XML documents. In the beaconing example, the executable code instructions may comprise programming logic to detect beaconing attacks. The XML documents may comprise parameters and/or configurations. In the beaconing example, the XML documents may comprise parameters for checking different beaconing frequencies, e.g., every hour and/or every twenty-four hours. Thus, both the code instructions and the parameterized format, such as, but not limited to, WL, may be shared through the security sharing system.

Example User Interface

FIGS. **9A** and **9B** illustrate example user interfaces of the security sharing system, according to some embodiments of the present disclosure. In some embodiments, the user interfaces described below may be displayed in any suitable computer system and/or application, for example, in a web browser window and/or a standalone software application, among others. Additionally, the functionality and/or user interfaces of the system as shown in FIGS. **9A** and/or **9B** may be implemented in one or more computer processors and/or computing devices, as is described with reference to FIG. **10**.

Referring to FIG. **9A**, the example user interface **902** comprises security alerts **910**, **920A**, **920B**, priority alert window **930**, attacks window **940**, and/or rulesets window **950**.

In operation, a human operator may view security attack alerts through the user interface **902**. For example, when an entity shares security attack data with the entity viewing the user interface **902**, a security attack alert **910** may appear. The security attack alert **910** may display a risk/importance level, and/or "from" entity indicating the source of the security attack alert. The security attack alert **910** may also display details of the alert and/or a link to the details. For example, security attack alert details may comprise the IP address source of the attack, and/or the type of attack, e.g., beaconing, DOS attack, etc.

In the example of FIG. **9A**, a human operator may also view ruleset alerts through the user interface. For example, when a ruleset is shared in the security sharing system, ruleset alerts, **920A** and **920B** may appear. Ruleset alerts **920A** and **920B** may be similar to security attack alert **910**, but instead of security attack details, ruleset alerts **920A** and **920B** may display ruleset details. In the beaconing example, ruleset details may comprise an IP range to which beacons are sent and/or a frequency that a beacon is sent to an external computing device. The ruleset alerts windows **920** may have an "enable" button that activates the ruleset as previously described.

In some embodiments, the security attack alert **910** may have an "enable" button that activates the security attack alert similar to activating a ruleset. For example, enabling a security attack alert automatically sets alerts and/or detection of the malicious IP addresses specified in the security attack alert. The security sharing system may automatically generate a ruleset from the security attack alert when the security attack alert is enabled. In some embodiments, generation of the ruleset in response to activation of the security attack alert may occur without notification to the human operator. Thus, enabling a security attack alert may be a shortcut for generating a ruleset.

The priority alert window **930** may display entities that will receive a "high" and/or "important" priority level when those entities share attack data and/or rulesets with the particular entity viewing/operating the user interface **902**. For example, in the priority alert window **930**, entities 1, 5, and 10 are selected for priority alerts. In this example, the priority alert window **930** comprises an "edit" button to add and/or remove entities for priority alerts.

The attacks window **940** may display the security attacks that have been identified for the particular entity operating/viewing the user interface **902**. For example, the attacks window **940** displays security attacks 1, 2, and 4. The attacks window **940** may be populated automatically by the security sharing system and/or by the entity. In the example attacks window **940**, there is a "create" button, which may allow the human operator to add a security attack. The attacks window **940** may have a "share" button, which may allow the human operator to select one or more security attacks for sharing through the security sharing system, and may have options to share the security attack data, modified security attack data, and/or a ruleset regarding the security attack (possibly in connection with other security attacks). The attacks window **940** may also have an "edit" button, which may allow the human operator to edit and/or modify a security attack. For example, a security attack **1** may be a DDOS attack with two originating IP addresses for the attack, and security attack **1** may be edited to add and/or remove IP addresses. Alternatively, such updates may be performed automatically by the entity and/or the security sharing system based on predetermined rules for modifying attack data.

The rulesets window **950** may display the rulesets from an entity. The rulesets window **950** may be operated similar to the attacks window **940**, except the rulesets window may be configured to display, create, and/or modify rulesets instead of security attacks. For example, ruleset 1 may be a beaconing ruleset with a frequency of twenty-four hours, and the example ruleset may be edited to a beaconing frequency of forty eight hours. Rulesets may be selected to display further information regarding the rulesets, such as the various rules of the ruleset, one or more entities having attack data on which the ruleset was based, other entities with which the ruleset has been shared (and/or is available for sharing), and/or entities that have actually implemented security measures in view of the ruleset, for example.

Referring to FIG. **9B**, the example user interface **960** comprises a search box **964**, an object display area **966**, and/or a menu bar **962**. A human operator by typing and/or entering data into the search box **964** may load, lookup, and/or retrieve one or more objects. The user interface **960** may display security attack data, rulesets, and/or other security information in clusters, which may correspond to the systems, methods, and/or techniques disclosed in the Ontology and/or Cluster references.

For example, by typing the name of a type of security attack, such as “beacon,” an attack data object **968** may be displayed in the object display area **966**. The other objects **970** (including objects **970A**, **970B**, and/or **970C**) may be displayed automatically and/or after user interaction by the human operator with the person object **410**. The objects **970** may correspond to related security attacks, resources of the entity that have been attacked, and/or any other data object in the security sharing system. The one or more links **972** (including links **972A**, **972B**, and/or **972C**) may display relationships between the attack data object **968** and related objects **970**.

In addition to visually searching and/or showing data objects and/or relationships between data objects, the user interface **960** may allow various other manipulations. For example, data objects may be inspected (e.g., by viewing properties and/or associated data of the data objects), filtered (e.g., narrowing the universe of objects into sets and subsets by properties or relationships), and statistically aggregated (e.g., numerically summarized based on summarization criteria), among other operations and visualizations.

Implementation Mechanisms

The various computing device(s) discussed herein, such as the entities **110** and/or security sharing system **100**, are generally controlled and coordinated by operating system software, such as, but not limited to, iOS, Android, Chrome OS, Windows XP, Windows Vista, Windows 7, Windows 8, Windows Server, Windows CE, Unix, Linux, SunOS, Solaris, Macintosh OS X, VxWorks, or other compatible operating systems. In other embodiments, the computing devices may be controlled by a proprietary operating system. Conventional operating systems control and schedule computer processes for execution, perform memory management, provide file system, networking, I/O services, and provide a user interface functionality, such as a graphical user interface (“GUI”), among other things. The security sharing system **100** may be hosted and/or executed on one or more computing devices with one or more hardware processors and with any of the previously mentioned operating system software.

FIG. **10** is a block diagram that illustrates example components of the security sharing system **100**. While FIG. **10** refers to the security sharing system **100**, any of the other computing devices discussed herein may have some or all of the same or similar components.

The security sharing **100** may execute software, e.g., standalone software applications, applications within browsers, network applications, etc., whether by the particular application, the operating system, or otherwise. Any of the systems discussed herein may be performed by the security sharing **100** and/or a similar computing system having some or all of the components discussed with reference to FIG. **10**.

The security sharing system **100** includes a bus **1002** or other communication mechanism for communicating information, and a hardware processor, or multiple processors, **1004** coupled with bus **1002** for processing information. Hardware processor(s) **1004** may be, for example, one or more general purpose microprocessors.

The security sharing system **100** also includes a main memory **1006**, such as a random access memory (RAM), cache and/or other dynamic storage devices, coupled to bus **1002** for storing information and instructions to be executed by processor(s) **1004**. Main memory **1006** also may be used for storing temporary variables or other intermediate information during execution of instructions to be executed by processor(s) **1004**. Such instructions, when stored in storage media accessible to processor(s) **1004**, render the security

sharing system **100** into a special-purpose machine that is customized to perform the operations specified in the instructions. Such instructions, as executed by hardware processors, may implement the methods and systems described herein for sharing security information.

The security sharing system **100** further includes a read only memory (ROM) **1008** or other static storage device coupled to bus **1002** for storing static information and instructions for processor(s) **1004**. A storage device **1010**, such as a magnetic disk, optical disk, or USB thumb drive (Flash drive), etc., is provided and coupled to bus **1002** for storing information and instructions. The rule unit **530**, attack modification unit **540**, ruleset data store **532** and/or attack data store **542** of FIG. **5** may be stored on the main memory **1006** and/or the storage device **1010**.

In some embodiments, the ruleset data store **532** of FIG. **5** is a file system, relational database such as, but not limited to, MySQL, Oracle, Sybase, or DB2, and/or a distributed in memory caching system such as, but not limited to, Memcache, Memcached, or Java Caching System. The attack data store **542** of FIG. **5** may be a similar file system, relational database and/or distributed in memory caching system as the ruleset data store **532**.

The security sharing system **100** may be coupled via bus **1002** to a display **1012**, such as a cathode ray tube (CRT) or LCD display or touch screen, for displaying information to a computer user. An input device **1014** is coupled to bus **1002** for communicating information and command selections to processor **504**. One type of input device **1014** is a keyboard including alphanumeric and other keys. Another type of input device **1014** is a touch screen. Another type of user input device is cursor control **1016**, such as a mouse, a trackball, a touch screen, or cursor direction keys for communicating direction information and command selections to processor **1004** and for controlling cursor movement on display **1012**. This input device may have two degrees of freedom in two axes, a first axis (e.g., x) and a second axis (e.g., y), that allows the device to specify positions in a plane. In some embodiments, the same direction information and command selections as cursor control may be implemented via receiving touches on a touch screen without a cursor.

The security sharing system **100** may include a user interface unit to implement a GUI, for example, FIG. **9A** and/or FIG. **9B**, which may be stored in a mass storage device as executable software codes that are executed by the computing device(s). This and other units may include, by way of example, components, such as software components, object-oriented software components, class components and task components, processes, functions, attributes, procedures, subroutines, segments of program code, drivers, firmware, microcode, circuitry, data, databases, data structures, tables, arrays, and variables.

In general, the word “instructions,” as used herein, refers to logic embodied in hardware or firmware, or to a collection of software units, possibly having entry and exit points, written in a programming language, such as, but not limited to, Java, Lua, C, C++, or C#. A software unit may be compiled and linked into an executable program, installed in a dynamic link library, or may be written in an interpreted programming language such as, but not limited to, BASIC, Perl, or Python. It will be appreciated that software units may be callable from other units or from themselves, and/or may be invoked in response to detected events or interrupts. Software units configured for execution on computing devices by their hardware processor(s) may be provided on a computer readable medium, such as a compact disc, digital

video disc, flash drive, magnetic disc, or any other tangible medium, or as a digital download (and may be originally stored in a compressed or installable format that requires installation, decompression or decryption prior to execution). Such software code may be stored, partially or fully, on a memory device of the executing computing device, for execution by the computing device. Software instructions may be embedded in firmware, such as an EPROM. It will be further appreciated that hardware modules may be comprised of connected logic units, such as gates and flip-flops, and/or may be comprised of programmable units, such as programmable gate arrays or processors. Generally, the instructions described herein refer to logical modules that may be combined with other modules or divided into sub-modules despite their physical organization or storage.

The security sharing system **100**, or components of it, such as the rule unit **530** and/or the attack modification unit **540** of FIG. **5**, may be programmed, via executable code instructions, in a programming language.

The term “non-transitory media,” and similar terms, as used herein refers to any media that store data and/or instructions that cause a machine to operate in a specific fashion. Such non-transitory media may comprise non-volatile media and/or volatile media. Non-volatile media includes, for example, optical or magnetic disks, such as storage device **1010**. Volatile media includes dynamic memory, such as main memory **1006**. Common forms of non-transitory media include, for example, a floppy disk, a flexible disk, hard disk, solid state drive, magnetic tape, or any other magnetic data storage medium, a CD-ROM, any other optical data storage medium, any physical medium with patterns of holes, a RAM, a PROM, and EPROM, a FLASH-EPROM, NVRAM, any other memory chip or cartridge, and networked versions of the same.

Non-transitory media is distinct from but may be used in conjunction with transmission media. Transmission media participates in transferring information between nontransitory media. For example, transmission media includes coaxial cables, copper wire and fiber optics, including the wires that comprise bus **1002**. Transmission media can also take the form of acoustic or light waves, such as those generated during radio-wave and infra-red data communications.

Various forms of media may be involved in carrying one or more sequences of one or more instructions to processor(s) **1004** for execution. For example, the instructions may initially be carried on a magnetic disk or solid state drive of a remote computer. The remote computer may load the instructions into its dynamic memory and send the instructions over a telephone or cable line using a modem. A modem local to the security sharing system **100** may receive the data on the telephone or cable line and use an infra-red transmitter to convert the data to an infra-red signal. An infra-red detector can receive the data carried in the infra-red signal and appropriate circuitry can place the data on bus **1002**. Bus **1002** carries the data to main memory **1006**, from which the processor(s) **1004** retrieves and executes the instructions. The instructions received by main memory **1006** may retrieve and execute the instructions. The instructions received by main memory **1006** may optionally be stored on storage device **1010** either before or after execution by processor(s) **1004**.

The security sharing system **100** also includes a communication interface **1018** coupled to bus **1002**. Communication interface **1018** provides a two-way data communication coupling to a network link **1020** that is connected to a local network **1022**. For example, communication interface **1018**

may be an integrated services digital network (ISDN) card, cable modem, satellite modem, or a modem to provide a data communication connection to a corresponding type of telephone line. As another example, communication interface **1018** may be a local area network (LAN) card to provide a data communication connection to a compatible LAN (or WAN component to be communicated with a WAN). Wireless links may also be implemented. In any such implementation, communication interface **1018** sends and receives electrical, electromagnetic or optical signals that carry digital data streams representing various types of information.

Network link **1020** typically provides data communication through one or more networks to other data devices. For example, network link **1020** may provide a connection through local network **1022** to a host computer **1024** or to data equipment operated by an Internet Service Provider (ISP) **1026**. ISP **1026** in turn provides data communication services through the world wide packet data communication network now commonly referred to as the “Internet” **1028**. Local network **1022** and Internet **1028** both use electrical, electromagnetic or optical signals that carry digital data streams. The signals through the various networks and the signals on network link **1020** and through communication interface **1018**, which carry the digital data to and from the security sharing system **100**, are example forms of transmission media.

The security sharing system **100** can send messages and receive data, including program code, through the network(s), network link **1020** and communication interface **1018**. In the Internet example, a server **1030** might transmit a requested code for an application program through Internet **1028**, ISP **1026**, local network **1022** and communication interface **1018**.

The received code may be executed by processor(s) **1004** as it is received, and/or stored in storage device **1010**, or other non-volatile storage for later execution.

Each of the processes, methods, and algorithms described in the preceding sections may be embodied in, and fully or partially automated by, code instructions executed by one or more computer systems or computer processors comprising computer hardware. The processes and algorithms may be implemented partially or wholly in application-specific circuitry.

The various features and processes described above may be used independently of one another, or may be combined in various ways. All possible combinations and subcombinations are intended to fall within the scope of this disclosure. In addition, certain method or process blocks may be omitted in some implementations. The methods and processes described herein are also not limited to any particular sequence, and the blocks or states relating thereto can be performed in other sequences that are appropriate. For example, described blocks or states may be performed in an order other than that specifically disclosed, or multiple blocks or states may be combined in a single block or state. The example blocks or states may be performed in serial, in parallel, or in some other manner. Blocks or states may be added to or removed from the disclosed example embodiments. The example systems and components described herein may be configured differently than described. For example, elements may be added to, removed from, or rearranged compared to the disclosed example embodiments.

Conditional language, such as, among others, “can,” “could,” “might,” or “may,” unless specifically stated otherwise, or otherwise understood within the context as used, is generally intended to convey that certain embodiments

include, while other embodiments do not include, certain features, elements and/or steps. Thus, such conditional language is not generally intended to imply that features, elements and/or steps are in any way required for one or more embodiments or that one or more embodiments necessarily include logic for deciding, with or without user input or prompting, whether these features, elements and/or steps are included or are to be performed in any particular embodiment.

Any process descriptions, elements, or blocks in the flow diagrams described herein and/or depicted in the attached figures should be understood as potentially representing units, segments, or portions of code which include one or more executable instructions for implementing specific logical functions or steps in the process. Alternate implementations are included within the scope of the embodiments described herein in which elements or functions may be deleted, executed out of order from that shown or discussed, including substantially concurrently or in reverse order, depending on the functionality involved, as would be understood by those skilled in the art.

It should be emphasized that many variations and modifications may be made to the above-described embodiments, the elements of which are to be understood as being among other acceptable examples. All such modifications and variations are intended to be included herein within the scope of this disclosure. The foregoing description details certain embodiments of the invention. It will be appreciated, however, that no matter how detailed the foregoing appears in text, the invention can be practiced in many ways. As is also stated above, it should be noted that the use of particular terminology when describing certain features or aspects of the invention should not be taken to imply that the terminology is being re-defined herein to be restricted to including any specific characteristics of the features or aspects of the invention with which that terminology is associated. The scope of the invention should therefore be construed in accordance with the appended claims and any equivalents thereof.

What is claimed is:

1. A computer implemented method comprising:

by a computer system comprising one or more computer hardware processors and one or more storage devices, communicating with a plurality of entities;

receiving security attack data from a first entity of the plurality of entities, the security attack data comprising information regarding one or more first security attacks;

identifying, based on sharing rules associated with the first entity, one or more recipient entity of a subset of the plurality of entities that are authorized to access a ruleset from the first entity; and

facilitating sharing of the ruleset from the first entity to the one or more recipient entity,

wherein the ruleset (i) is determined by the first entity, and (ii) is associated with the security attack data,

wherein the ruleset comprises instructions selectably applicable by the one or more recipient entity to detect a potential security attack,

wherein the instructions are configured to:

in response to detecting the potential security attack, add data associated with the potential security attack to a cluster as a seed, wherein the cluster comprises a plurality of connected objects and a representation of the cluster is displayable in a user interface.

2. The computer implemented method of claim 1, wherein the sharing rules associated with the first entity further exclude sharing ruleset data from the first entity to particular one or more entities.

3. The computer implemented method of claim 1, wherein the ruleset further comprises second instructions configured to:

access one or more data objects associated with the one or more recipient entity, the one or more data objects comprising a plurality of network communications.

4. The computer implemented method of claim 3, wherein the one or more data objects further comprise a first user login object and a second user login object, the first user login object comprising data indicating a first login for a particular user at a first time and a first location, the second user login object comprising data indicating a second login for the particular user at a second time and a second location, and wherein the ruleset further comprises third instructions configured to:

calculate, from first user login object and the second user login object, a duration of time between the first time for the first login and the second time for the second login;

calculate, from first user login object and the second user login object, a distance between the first location for the first login and the second location for the second login; calculate a speed from the duration of time and the distance; and

determine the potential security attack where the speed is greater than a threshold value.

5. The computer implemented method of claim 4, wherein the ruleset further comprises fourth instructions configured to:

in response to determining the potential security attack, generate an alert.

6. Non-transitory computer storage medium comprising instructions for causing one or more computing devices to perform operations comprising:

communicating with a plurality of entities;

receiving security attack data from a first entity of the plurality of entities, the security attack data comprising information regarding one or more first security attacks;

identifying, based on sharing rules associated with the first entity, one or more recipient entity of a subset of the plurality of entities that are authorized to access a ruleset from the first entity; and

transmitting at least a portion of a ruleset from the first entity to the one or more recipient entity,

wherein the ruleset (i) is determined by the first entity, and (ii) is associated with the security attack data,

wherein the ruleset comprises instructions selectably applicable by the one or more recipient entity to detect a potential security attack,

wherein the instructions are configured to:

in response to detecting the potential security attack, add data associated with the potential security attack to a cluster as a seed, wherein the cluster comprises a plurality of connected objects and a representation of the cluster is displayable in a user interface.

7. The non-transitory computer storage medium of claim 6, wherein the sharing rules associated with the first entity further exclude sharing ruleset data from the first entity to particular one or more entities.

8. The non-transitory computer storage medium of claim 6, wherein the ruleset further comprises second instructions configured to:

23

access one or more data objects associated with the one or more recipient entity, the one or more data objects comprising a plurality of network communications.

9. The non-transitory computer storage medium of claim 6, wherein the ruleset further comprises second instructions configured to:

receive a user agent identifier for a first login;

perform, at the one or more recipient entity, a search for the user agent identifier, wherein performing the search further comprises:

determining that the user agent identifier is a new user agent identifier; and

in response to determining that the user agent identifier is a new user agent identifier, generate an alert.

10. A system for sharing security information, the system comprising:

one or more computer processors executing code instructions, to:

communicate with a plurality of entities;

receive security attack data from a first entity of the plurality of entities, the security attack data comprising information regarding one or more first security attacks;

identify, based on sharing rules associated with the first entity, one or more recipient entity of a subset of the plurality of entities that are authorized to access ruleset data from the first entity; and

facilitate sharing of at least a portion of a ruleset from the first entity to the one or more recipient entity,

wherein the ruleset (i) is determined by the first entity, and (ii) is associated with the security attack data, wherein the ruleset comprises instructions selectably applicable by the one or more recipient entity to detect a potential security attack,

wherein the instructions are configured to:

in response to detecting the potential security attack, add data associated with the potential security attack to a cluster as a seed, wherein the cluster comprises a plurality of connected objects and a representation of the cluster is displayable in a user interface.

24

11. The system of claim 10, wherein the ruleset further comprises second instructions configured to:

access one or more data objects associated with the one or more recipient entity, the one or more data objects comprising a plurality of network communications.

12. The system of claim 10, wherein the ruleset further comprises second instructions configured to:

identify a first login for a particular user at a first time and a first location;

identify a second login for the particular user at a second time and a second location;

calculate a duration of time between the first time for the first login and the second time for the second login;

calculate a distance between the first location for the first login and the second location for the second login;

calculate a speed from the duration of time and the distance; and

determine the potential security attack where the speed is greater than a threshold value.

13. The system of claim 12, wherein the ruleset further comprises third instructions configured to:

in response to determining the potential security attack, generate an alert.

14. The system of claim 10, wherein the one or more computer processors execute further code instructions, to:

facilitate sharing of at least a portion of a second ruleset from the first entity, the second ruleset comprising second instructions different from the instructions of the ruleset.

15. The system of claim 14, wherein the second instructions are configured to:

receive a user agent identifier for a first login;

perform, at the one or more recipient entity, a search for the user agent identifier, wherein performing the search further comprises:

determining that the user agent identifier is a new user agent identifier.

16. The system of claim 10, where the seed comprises at least one of: (i) an IP address or (ii) a user login identifier for the particular user.

* * * * *