

US010741280B2

(12) **United States Patent**
Xavier et al.

(10) **Patent No.:** **US 10,741,280 B2**
(45) **Date of Patent:** **Aug. 11, 2020**

(54) **TAGGING PUMP MESSAGES WITH IDENTIFIERS THAT FACILITATE RESTRUCTURING**

(58) **Field of Classification Search**
CPC ... H04L 67/2833; H04L 67/125; H04L 67/10; H04L 67/12; H04L 67/2823;

(Continued)

(71) Applicant: **ICU Medical, Inc.**, San Clemente, CA (US)

(56) **References Cited**

U.S. PATENT DOCUMENTS

(72) Inventors: **Ben Xavier**, San Diego, CA (US);
Dennis Krabbe, San Diego, CA (US);
Larry Enger, Oceanside, CA (US)

4,024,864 A 5/1977 Davies et al.
4,055,175 A 10/1977 Clemens et al.

(Continued)

(73) Assignee: **ICU Medical, Inc.**, San Clemente, CA (US)

FOREIGN PATENT DOCUMENTS

(*) Notice: Subject to any disclaimer, the term of this patent is extended or adjusted under 35 U.S.C. 154(b) by 0 days.

CA 2 060 151 8/1997
CA 2 125 300 10/1999

(Continued)

OTHER PUBLICATIONS

(21) Appl. No.: **16/512,308**

Akridge, Jeannie, "New Pumps Outsmart User Error", Healthcare Purchasing News, Apr. 2011, pp. 10, <http://web.archive.org/web/20110426122450/http://www.hpnonline.com/inside/2011-04/1104-OR-Pumps.html>.

(22) Filed: **Jul. 15, 2019**

(Continued)

(65) **Prior Publication Data**

US 2020/0028929 A1 Jan. 23, 2020

Primary Examiner — Michael C Lai

Related U.S. Application Data

(74) *Attorney, Agent, or Firm* — Knobbe Martens Olson & Bear LLP

(63) Continuation of application No. PCT/US2019/041706, filed on Jul. 12, 2019.
(Continued)

(57) **ABSTRACT**

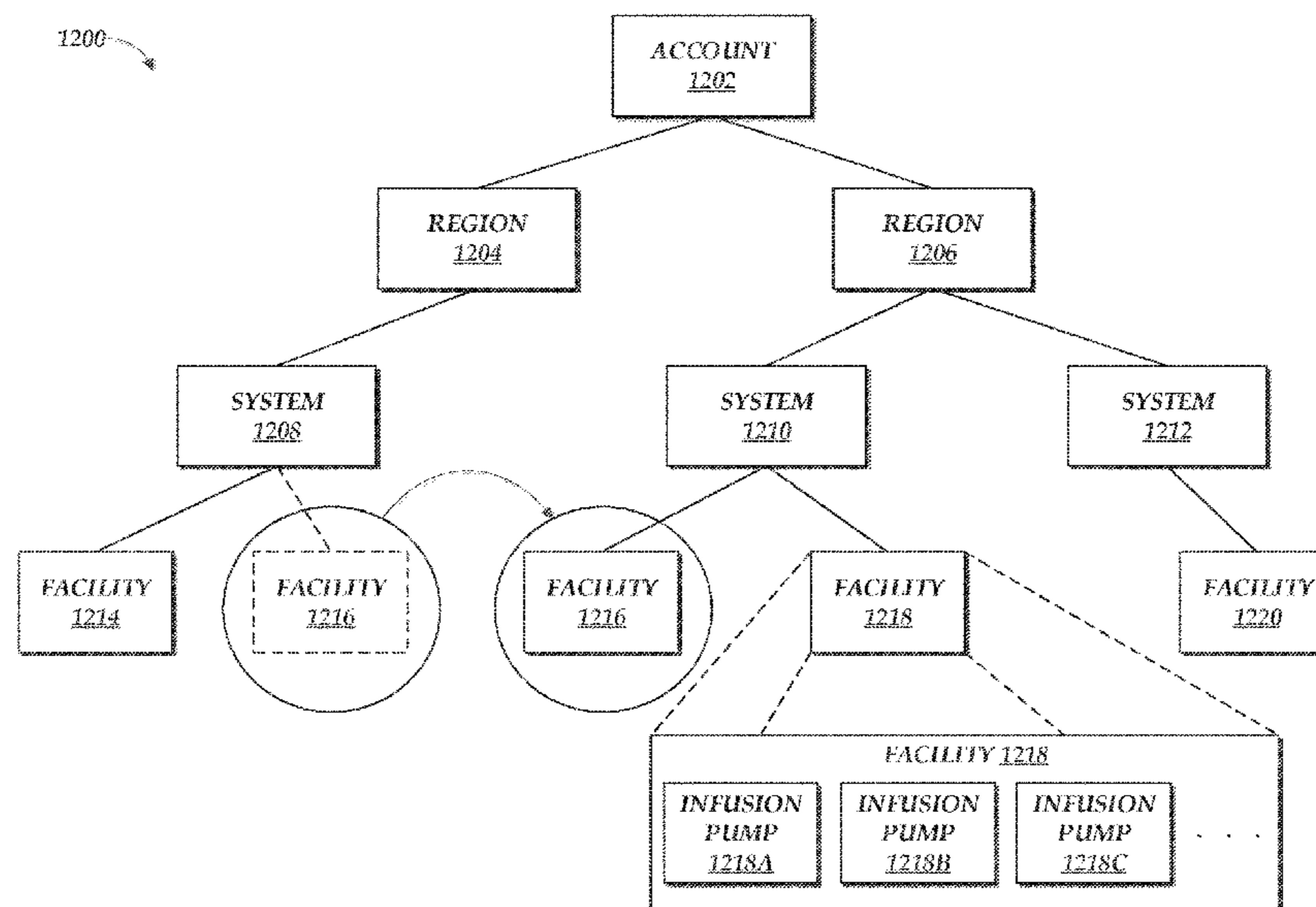
(51) **Int. Cl.**
G16H 40/20 (2018.01)
G16H 20/17 (2018.01)

(Continued)

Various techniques for facilitating communication with and across a clinical environment and a cloud environment are described. For example, a method for tagging messages with facility identifiers in a manner that does not require changing the identifiers when logically re-arranging the facilities. A connectivity adapter in the clinical environment can receive a message from an infusion pump and tag the message with only permanent IDs such that when the facility in which the connectivity resides is categorized under a different system or region, the identifiers in the message need not be updated.

(52) **U.S. Cl.**
CPC **G16H 40/20** (2018.01); **A61M 5/142** (2013.01); **A61M 5/172** (2013.01);
(Continued)

20 Claims, 13 Drawing Sheets



Related U.S. Application Data					
(60)	Provisional application No. 62/699,499, filed on Jul. 17, 2018.		4,634,426 A	1/1987	kamen
			4,634,427 A	1/1987	Hannula et al.
			4,674,652 A	6/1987	Aten et al.
			4,676,776 A	6/1987	Howson et al.
			4,679,562 A	7/1987	Luksha
(51)	Int. Cl.		4,685,903 A	8/1987	Cable et al.
	<i>G16H 40/60</i> (2018.01)		4,695,954 A	9/1987	Rose
	<i>G16H 80/00</i> (2018.01)		4,696,671 A	9/1987	Epstein et al.
	<i>G06F 12/0802</i> (2016.01)		4,714,462 A	12/1987	DiDomenico
	<i>G16H 40/40</i> (2018.01)		4,722,734 A	2/1988	Kolin
	<i>A61M 5/172</i> (2006.01)		4,731,051 A	3/1988	Fischell
	<i>H04L 29/08</i> (2006.01)		4,741,732 A	5/1988	Crankshaw et al.
	<i>H04L 29/06</i> (2006.01)		4,756,706 A	7/1988	Kerns et al.
	<i>G16H 40/67</i> (2018.01)		4,776,842 A	10/1988	Franetzki et al.
	<i>G16H 40/63</i> (2018.01)		4,785,969 A	11/1988	McLaughlin
	<i>A61M 5/142</i> (2006.01)		4,803,625 A	2/1989	Fu et al.
(52)	U.S. Cl.		4,835,372 A	5/1989	Gombrich et al.
	CPC <i>G06F 12/0802</i> (2013.01); <i>G16H 20/17</i> (2018.01); <i>G16H 40/40</i> (2018.01); <i>G16H 40/60</i> (2018.01); <i>G16H 40/63</i> (2018.01); <i>G16H 40/67</i> (2018.01); <i>G16H 80/00</i> (2018.01); <i>H04L 63/08</i> (2013.01); <i>H04L 67/125</i> (2013.01); <i>H04L 67/2823</i> (2013.01); <i>H04L 67/34</i> (2013.01); <i>H04L 69/08</i> (2013.01); <i>H04L 69/18</i> (2013.01); <i>A61M 2005/14208</i> (2013.01); <i>A61M 2205/18</i> (2013.01); <i>A61M 2205/3553</i> (2013.01); <i>A61M 2205/3561</i> (2013.01); <i>A61M 2205/3584</i> (2013.01); <i>A61M 2205/3592</i> (2013.01); <i>A61M 2205/52</i> (2013.01); <i>H04L 67/10</i> (2013.01)		4,838,275 A	6/1989	Lee
			4,838,856 A	6/1989	Mulreany et al.
			4,838,857 A	6/1989	Strowe et al.
			4,854,324 A	8/1989	Hirschman et al.
			4,857,716 A	8/1989	Gombrich et al.
			4,858,154 A	8/1989	Anderson et al.
			4,898,578 A	2/1990	Rubalcaba, Jr.
			4,908,017 A	3/1990	Howson et al.
			4,933,873 A	6/1990	Kaufman et al.
			4,943,279 A	7/1990	Samiotes et al.
			4,946,439 A	8/1990	Eggers
			4,953,745 A	9/1990	Rowlett
			4,978,335 A	12/1990	Arthur, III
			5,000,739 A	3/1991	Kulisz et al.
			5,010,473 A	4/1991	Jacobs
			5,014,698 A	5/1991	Cohen
			5,016,172 A	5/1991	Dessertine
			5,026,084 A	6/1991	Paisfield
			5,034,004 A	7/1991	Crankshaw
(58)	Field of Classification Search		5,041,086 A	8/1991	Koenig et al.
	CPC H04L 67/2852; H04L 67/34; H04L 41/00; H04L 63/00; H04L 63/08; H04L 69/08; H04L 69/18; G16H 20/17; G16H 20/20; G16H 20/40; G16H 20/60; G16H 20/63; G16H 40/67; G16H 80/00; A61M 2205/18; A61M 2205/3553; A61M 2205/3561; A61M 2205/3584; A61M 2205/3592; A61M 2205/52; A61M 5/142; A61M 5/172		5,058,161 A	10/1991	Weiss
	See application file for complete search history.		5,078,683 A	1/1992	Sancoff et al.
			5,084,828 A	1/1992	Kaufman et al.
			5,088,981 A	2/1992	Howson et al.
			5,097,505 A	3/1992	Weiss
			5,100,380 A	3/1992	Epstein et al.
			5,102,392 A	4/1992	Sakai et al.
			5,104,374 A	4/1992	Bishko et al.
			5,109,850 A	5/1992	Blanco et al.
			5,131,816 A	7/1992	Brown
			5,142,484 A	8/1992	Kaufman et al.
			5,153,827 A	10/1992	Coutre et al.
			5,157,640 A	10/1992	Backner
(56)	References Cited		5,161,222 A	11/1992	Montejo et al.
	U.S. PATENT DOCUMENTS		5,177,993 A	1/1993	Beckman et al.
			5,181,910 A	1/1993	Scanlon
			5,190,522 A	3/1993	Wocicki et al.
			5,199,439 A	4/1993	Zimmerman et al.
			5,200,891 A	4/1993	Kehr et al.
			5,216,597 A	6/1993	Beckers
			5,221,268 A	6/1993	Barton et al.
			5,230,061 A	7/1993	Welch
			5,243,982 A	9/1993	Möstl et al.
			5,244,463 A	9/1993	Cordner, Jr. et al.
			5,249,260 A	9/1993	Nigawara et al.
			5,256,156 A	10/1993	Kern et al.
			5,256,157 A	10/1993	Samiotes et al.
			5,261,702 A	11/1993	Mayfield
			5,317,506 A	5/1994	Coutre et al.
			5,319,355 A	6/1994	Russek
			5,319,363 A	6/1994	Welch et al.
			5,330,634 A	7/1994	Wong et al.
			5,338,157 A	8/1994	Blomquist
			5,341,476 A	8/1994	Lowell
			5,364,346 A	11/1994	Schrezenmeir
			5,366,346 A	11/1994	Danby
			5,368,562 A	11/1994	Blomquist et al.
			5,373,454 A	12/1994	Kanda et al.
			5,376,070 A	12/1994	Purvis et al.
			5,378,231 A	1/1995	Johnson et al.
			5,389,071 A	2/1995	Kawahara et al.
			5,389,078 A	2/1995	Zalesky et al.

(56)

References Cited

U.S. PATENT DOCUMENTS

5,417,222 A	5/1995	Dempsey et al.	5,873,731 A	2/1999	Predergast
5,423,748 A	6/1995	Uhala	5,885,245 A	3/1999	Lynch et al.
5,429,602 A	7/1995	Hauser	5,897,493 A	4/1999	Brown
5,431,627 A	7/1995	Pastrone et al.	5,897,498 A	4/1999	Canfield, II et al.
5,432,777 A	7/1995	Le Boudec et al.	5,910,252 A	6/1999	Truitt et al.
5,445,621 A	8/1995	Poli et al.	5,912,818 A	6/1999	McGrady et al.
5,447,164 A	9/1995	Shaya et al.	5,915,240 A	6/1999	Karpf
5,455,851 A	10/1995	Chaco et al.	5,920,054 A	7/1999	Uber, III
5,461,365 A	10/1995	Schlager et al.	5,920,263 A	7/1999	Huttenhoff et al.
5,464,392 A	11/1995	Epstein et al.	5,924,074 A	7/1999	Evans
5,465,082 A	11/1995	Chaco	5,931,764 A	8/1999	Freeman et al.
5,485,408 A	1/1996	Blomquist	5,935,099 A	8/1999	Peterson et al.
5,486,286 A	1/1996	Peterson et al.	5,935,106 A	8/1999	Olsen
5,493,430 A	2/1996	Lu et al.	5,941,846 A	8/1999	Duffy et al.
5,496,273 A	3/1996	Pastrone et al.	5,956,501 A	9/1999	Brown
5,505,828 A	4/1996	Wong et al.	5,957,885 A	9/1999	Bollish et al.
5,507,288 A	4/1996	Bocker et al.	5,960,085 A	9/1999	de la Huerga
5,507,786 A	4/1996	Morgan et al.	5,961,448 A	10/1999	Swenson et al.
5,508,499 A	4/1996	Ferrario	5,967,559 A	10/1999	Abramowitz
5,515,713 A	5/1996	Saugues et al.	5,971,594 A	10/1999	Sahai et al.
5,520,637 A	5/1996	Pager et al.	5,975,081 A	11/1999	Hood et al.
5,522,798 A	6/1996	Johnson et al.	5,990,838 A	11/1999	Burns et al.
5,547,470 A	8/1996	Johnson et al.	5,997,476 A	12/1999	Brown
5,554,013 A	9/1996	Owens et al.	6,000,828 A	12/1999	Leet
5,562,615 A	10/1996	Nassif	6,003,006 A	12/1999	Colella et al.
5,577,169 A	11/1996	Prezioso	6,012,034 A	1/2000	Hamparian et al.
5,582,323 A	12/1996	Kurtenbach	6,017,318 A	1/2000	Gauthier et al.
5,582,593 A	12/1996	Hultman	6,021,392 A	2/2000	Lester et al.
5,594,786 A	1/1997	Chaco et al.	6,024,539 A	2/2000	Blomquist
5,598,519 A	1/1997	Narayanan	6,032,155 A	2/2000	de la Huerga
5,620,608 A	4/1997	Rosa et al.	6,032,676 A	3/2000	Moore
5,630,710 A	5/1997	Tune et al.	6,073,106 A	6/2000	Rozen et al.
5,636,044 A	6/1997	Yuan et al.	6,104,295 A	8/2000	Gaisser et al.
5,643,212 A	7/1997	Coutre et al.	6,112,182 A	8/2000	Akers et al.
5,651,775 A	7/1997	Walker et al.	RE36,871 E	9/2000	Epstein et al.
5,658,131 A	8/1997	Aoki et al.	6,115,390 A	9/2000	Chuah
5,658,250 A	8/1997	Blomquist et al.	6,122,536 A	9/2000	Sun et al.
5,665,065 A	9/1997	Colman et al.	6,126,637 A	10/2000	Kriesel et al.
5,669,877 A	9/1997	Blomquist	6,135,949 A	10/2000	Russo et al.
5,672,154 A	9/1997	Sillén et al.	6,150,942 A	11/2000	O'Brien
5,681,285 A	10/1997	Ford et al.	6,151,643 A	11/2000	Cheng et al.
5,685,844 A	11/1997	Marttila	6,157,914 A	12/2000	Seto et al.
5,687,717 A	11/1997	Halpern et al.	6,159,147 A	12/2000	Lichter et al.
5,689,229 A	11/1997	Chaco et al.	6,167,567 A	12/2000	Chiles et al.
5,697,899 A	12/1997	Hillman et al.	6,182,667 B1	2/2001	Hanks et al.
5,699,509 A	12/1997	Gary et al.	6,189,105 B1	2/2001	Lopes
5,713,856 A	2/1998	Eggers et al.	6,195,589 B1	2/2001	Ketcham
5,718,562 A	2/1998	Lawless et al.	6,208,974 B1	3/2001	Campbell et al.
5,719,761 A	2/1998	Gatti et al.	6,222,323 B1	4/2001	Yamashita et al.
5,733,259 A	3/1998	Valcke et al.	6,223,440 B1	5/2001	Rashman
5,738,102 A	4/1998	Lemelson	6,226,277 B1	5/2001	Chuah
5,744,027 A	4/1998	Connell et al.	6,227,371 B1	5/2001	Song
5,752,621 A	5/1998	Passamante	6,234,176 B1	5/2001	Domae et al.
5,754,111 A	5/1998	Garcia	6,241,704 B1	6/2001	Peterson et al.
5,764,034 A	6/1998	Bowman et al.	6,248,067 B1	6/2001	Causey, III et al.
5,764,159 A	6/1998	Neftel et al.	6,249,705 B1	6/2001	Snell
5,772,635 A	6/1998	Dastur et al.	6,257,265 B1	7/2001	Brunner et al.
5,774,865 A	6/1998	Glynn	6,259,355 B1	7/2001	Chaco et al.
5,778,256 A	7/1998	Darbee	6,269,340 B1	7/2001	Ford et al.
5,778,345 A	7/1998	McCartney	6,270,455 B1	8/2001	Brown
5,781,442 A	7/1998	Engleson et al.	6,271,813 B1	8/2001	Palalau
5,782,805 A	7/1998	Meinzer et al.	6,277,072 B1	8/2001	Bardy
5,788,669 A	8/1998	Peterson	6,280,380 B1	8/2001	Bardy
5,797,515 A	8/1998	Liff et al.	6,283,761 B1	9/2001	Joao
5,800,387 A	9/1998	Duffy et al.	6,285,665 B1	9/2001	Chuah
5,814,015 A	9/1998	Gargano et al.	6,292,860 B1	9/2001	Cochcroft, Jr.
5,822,544 A	10/1998	Chaco et al.	6,312,378 B1	11/2001	Bardy
5,822,715 A	10/1998	Worthington et al.	6,327,254 B1	12/2001	Chuah
5,827,179 A	10/1998	Lichter et al.	6,330,008 B1	12/2001	Razdow et al.
5,832,448 A	11/1998	Brown	6,339,718 B1	1/2002	Zatezalo et al.
5,836,910 A	11/1998	Duffy et al.	6,346,886 B1	2/2002	de la Huerga
5,850,344 A	12/1998	Conkright	6,363,282 B1	3/2002	Nichols et al.
5,867,821 A	2/1999	Ballantyne et al.	6,371,719 B1	4/2002	Hildebrandt
5,870,733 A	2/1999	Bass et al.	6,377,548 B1	4/2002	Chuah
5,871,465 A	2/1999	Vasko	6,388,951 B1	5/2002	Matsumoto et al.
			6,406,426 B1	6/2002	Reuss et al.
			6,408,330 B1	6/2002	de la Huerga
			6,418,334 B1	7/2002	Unger et al.
			6,427,088 B1	7/2002	Bowman et al.

(56)

References Cited

U.S. PATENT DOCUMENTS

6,428,483 B1	8/2002	Carlebach	6,876,303 B2	4/2005	Reeder et al.
6,442,432 B2	8/2002	Lee	6,885,881 B2	4/2005	Leonhardt
6,469,991 B1	10/2002	Chuah	6,891,525 B2	5/2005	Ogoro
6,475,180 B2	11/2002	Peterson et al.	6,892,278 B2	5/2005	Ebergen
6,482,158 B2	11/2002	Mault	6,899,695 B2	5/2005	Herrera
6,485,418 B2	11/2002	Yasushi et al.	6,915,170 B2	7/2005	Engleson et al.
6,494,694 B2	12/2002	Lawless et al.	6,923,763 B1	8/2005	Kovatchev et al.
6,494,831 B1	12/2002	Koritzinsky	6,924,781 B1	8/2005	Gelbman
6,497,680 B1	12/2002	Holst et al.	6,928,338 B1	8/2005	Buchser et al.
6,514,460 B1	2/2003	Fendrock	6,936,029 B2	8/2005	Mann et al.
6,517,482 B1	2/2003	Eiden et al.	6,945,954 B2	9/2005	Hochman et al.
6,519,569 B1	2/2003	White et al.	6,948,492 B2	9/2005	Wemeling et al.
6,520,930 B2	2/2003	Critchlow et al.	6,958,677 B1	10/2005	Carter
6,540,672 B1	4/2003	Simonsen et al.	6,958,691 B1	10/2005	Anderson et al.
6,542,902 B2	4/2003	Dulong et al.	6,958,705 B2	10/2005	Lebel et al.
6,544,212 B2	4/2003	Galley et al.	6,961,448 B2	11/2005	Nichols et al.
6,544,228 B1	4/2003	Heitmeier	6,969,352 B2	11/2005	Chiang et al.
6,546,350 B1	4/2003	Hartmann et al.	6,969,865 B2	11/2005	Duchon et al.
6,551,276 B1	4/2003	Mann et al.	6,974,437 B2	12/2005	Lebel et al.
6,554,798 B1	4/2003	Mann et al.	6,979,326 B2	12/2005	Mann et al.
6,558,320 B1	5/2003	Causey et al.	6,980,958 B1	12/2005	Surwit et al.
6,558,351 B1	5/2003	Steil et al.	6,985,870 B2	1/2006	Martucci et al.
6,565,509 B1	5/2003	Say et al.	6,986,347 B2	1/2006	Hickle
6,567,416 B1	5/2003	Chuah	6,997,880 B2	2/2006	Carlebach et al.
6,571,294 B2	5/2003	Simmon et al.	6,997,920 B2	2/2006	Mann et al.
6,572,542 B1	6/2003	Houben et al.	6,998,984 B1	2/2006	Zittrain
6,572,545 B2	6/2003	Knobbe et al.	7,017,293 B2	3/2006	Riley
6,578,002 B1	6/2003	Derzay et al.	7,025,743 B2	4/2006	Mann et al.
6,581,117 B1	6/2003	Klein et al.	7,029,455 B2	4/2006	Flaherty
6,587,034 B1	7/2003	Heiman et al.	7,038,584 B2	5/2006	Carter
6,589,229 B1	7/2003	Connelly et al.	7,060,031 B2	6/2006	Webb et al.
6,599,281 B1	7/2003	Struys et al.	7,060,059 B2	6/2006	Keith et al.
6,602,191 B2	8/2003	Quy	7,069,552 B2	6/2006	Lindberg et al.
6,605,072 B2	8/2003	Struys et al.	7,072,725 B2	7/2006	Bristol et al.
6,628,809 B1	9/2003	Rowe et al.	7,079,035 B2	7/2006	Bock et al.
6,631,353 B1	10/2003	Davis et al.	7,092,943 B2	8/2006	Roese et al.
6,640,246 B1	10/2003	Gardy, Jr. et al.	7,096,072 B2	8/2006	Engleson et al.
6,641,533 B2	11/2003	Causey, III et al.	7,099,809 B2	8/2006	Dori
6,647,299 B2	11/2003	Bourget	7,103,419 B2	9/2006	Engleson et al.
6,652,455 B1	11/2003	Kocher	7,103,578 B2	9/2006	Beck et al.
6,653,937 B2	11/2003	Nelson et al.	7,107,106 B2	9/2006	Engleson et al.
6,659,947 B1	12/2003	Carter et al.	7,108,680 B2	9/2006	Rohr et al.
6,669,630 B1	12/2003	Joliat et al.	7,109,878 B2	9/2006	Mann et al.
6,671,563 B1	12/2003	Engleson et al.	7,117,041 B2	10/2006	Engleson et al.
6,673,033 B1	1/2004	Sciulli et al.	7,136,645 B2	11/2006	Hanson et al.
6,674,403 B2	1/2004	Gray et al.	7,137,964 B2	11/2006	Flaherty
6,681,003 B2	1/2004	Linder et al.	7,142,190 B2	11/2006	Martinez
6,689,091 B2	2/2004	Bui et al.	7,150,741 B2	12/2006	Erickson et al.
6,692,241 B2	2/2004	Watanabe et al.	7,153,289 B2	12/2006	Vasko
6,694,191 B2	2/2004	Starkweather et al.	7,154,397 B2	12/2006	Zerhusen et al.
6,694,334 B2	2/2004	DuLong et al.	7,156,807 B2	1/2007	Carter et al.
6,721,286 B1	4/2004	Williams et al.	7,161,484 B2	1/2007	Tsoukalis et al.
6,721,582 B2	4/2004	Trepagnier et al.	7,167,755 B2	1/2007	Seeberger et al.
6,725,200 B1	4/2004	Rost	7,167,920 B2	1/2007	Traversat
6,731,989 B2	5/2004	Engleson et al.	7,171,277 B2	1/2007	Engleson et al.
6,740,072 B2	5/2004	Starkweather et al.	7,171,492 B1	1/2007	Borella et al.
6,751,651 B2	6/2004	Crockett	7,181,493 B2	2/2007	English et al.
6,752,787 B1	6/2004	Causey, III et al.	7,185,288 B2	2/2007	McKeever
6,753,830 B2	6/2004	Gelbman	7,193,514 B2	3/2007	Ritson
6,758,810 B2	7/2004	Lebel et al.	7,197,025 B2	3/2007	Chuah
6,773,396 B2	8/2004	Flach et al.	7,201,734 B2	4/2007	Hickle
6,774,786 B1	8/2004	Havekost et al.	7,204,823 B2	4/2007	Estes et al.
6,775,577 B2	8/2004	Cmkovich et al.	7,213,009 B2	5/2007	Pestotnik
6,780,156 B2	8/2004	Haueter et al.	7,216,802 B1	5/2007	de la Huerga
6,790,198 B1	9/2004	White et al.	7,220,240 B2	5/2007	Struys et al.
6,796,956 B2	9/2004	Hartlaub et al.	7,224,979 B2	5/2007	Singhal et al.
6,799,149 B2	9/2004	Hartlaub	7,229,430 B2	6/2007	Hickle et al.
6,809,653 B1	10/2004	Mann et al.	7,230,529 B2	6/2007	Ketcherside
6,811,534 B2	11/2004	Bowman, IV et al.	7,236,936 B2	6/2007	White et al.
6,816,605 B2	11/2004	Rowe et al.	7,238,164 B2	7/2007	Childers et al.
6,839,753 B2	1/2005	Biondi et al.	7,247,154 B2	7/2007	Hickle
6,852,104 B2	2/2005	Blomquist	7,248,239 B2	7/2007	Dowling
6,859,134 B1	2/2005	Heiman et al.	7,250,856 B2	7/2007	Havekost et al.
6,871,211 B2	3/2005	Labounty et al.	7,255,683 B2	8/2007	Vanderveen et al.
6,873,268 B2	3/2005	Lebel et al.	7,256,888 B2	8/2007	Staehr et al.
			7,258,534 B2	8/2007	Fathallah et al.
			7,263,213 B2	8/2007	Rowe
			7,267,664 B2	9/2007	Rizzo
			7,267,665 B2	9/2007	Steil et al.

(56)

References Cited

U.S. PATENT DOCUMENTS

7,275,156 B2	9/2007	Balfanz et al.	7,886,231 B2	2/2011	Hopermann et al.
7,278,983 B2	10/2007	Ireland et al.	7,895,053 B2	2/2011	Holland et al.
7,289,815 B2	10/2007	Gfeller et al.	7,896,842 B2	3/2011	Palmroos et al.
7,289,948 B1	10/2007	Mohri	7,899,546 B2	3/2011	Sieracki et al.
7,293,107 B1	11/2007	Hanson et al.	7,905,710 B2	3/2011	Wang et al.
7,295,119 B2	11/2007	Rappaport et al.	7,920,061 B2	4/2011	Klein et al.
7,295,556 B2	11/2007	Roese et al.	7,933,780 B2	4/2011	de la Huerga
7,301,451 B2	11/2007	Hastings	7,938,796 B2	5/2011	Moubayed
7,308,300 B2	12/2007	Toews et al.	7,945,452 B2	5/2011	Fathallah et al.
7,315,825 B2	1/2008	Rosenfeld et al.	7,974,714 B2	7/2011	Hoffberg
7,319,386 B2	1/2008	Collins, Jr. et al.	7,996,241 B2	8/2011	Zak
7,324,000 B2	1/2008	Zittrain et al.	8,034,026 B2	10/2011	Grant
7,327,705 B2	2/2008	Fletcher et al.	8,038,593 B2	10/2011	Friedman et al.
7,343,224 B2	3/2008	DiGianfilippo et al.	8,048,040 B2	11/2011	Kiani
7,346,025 B2	3/2008	Bryson	8,060,576 B2	11/2011	Chan et al.
7,347,836 B2	3/2008	Peterson et al.	8,065,161 B2	11/2011	Howard et al.
7,354,420 B2	4/2008	Steil et al.	8,066,672 B2	11/2011	Mandro
7,369,897 B2	5/2008	Boveja et al.	8,078,983 B2	12/2011	Davis et al.
7,369,948 B1	5/2008	Ferenczi et al.	8,082,018 B2	12/2011	Duchon et al.
7,383,088 B2	6/2008	Spinelli et al.	8,082,312 B2	12/2011	Chan et al.
7,384,410 B2	6/2008	Eggers et al.	8,147,448 B2	4/2012	Sundar et al.
7,398,183 B2	7/2008	Holland et al.	8,149,131 B2	4/2012	Blornquist
7,398,279 B2	7/2008	Muno, Jr. et al.	8,169,914 B2	5/2012	Bajpai
7,399,277 B2	7/2008	Saidara et al.	8,171,094 B2	5/2012	Chan et al.
7,402,153 B2	7/2008	Steil et al.	8,172,798 B2	5/2012	Hungerford et al.
7,420,472 B2	9/2008	Tran	8,185,322 B2	5/2012	Schroeder et al.
7,432,807 B2	10/2008	Schmitt	8,195,478 B2	6/2012	Petersen et al.
7,447,643 B1	11/2008	Olson	8,206,350 B2	6/2012	Mann et al.
7,454,314 B2	11/2008	Holland et al.	8,219,413 B2	7/2012	Martinez et al.
7,457,804 B2	11/2008	Uber, III et al.	8,231,578 B2	7/2012	Fathallah et al.
7,464,040 B2	12/2008	Joao	8,234,128 B2	7/2012	Martucci et al.
7,471,994 B2	12/2008	Ford et al.	8,267,892 B2	9/2012	Spencer et al.
7,483,756 B2	1/2009	Engleson et al.	8,271,106 B2	9/2012	Wehba et al.
7,489,808 B2	2/2009	Gerder	8,287,495 B2	10/2012	Michaud et al.
7,490,021 B2	2/2009	Holland et al.	8,291,337 B2	10/2012	Gannin et al.
7,490,048 B2	2/2009	Joao	8,298,184 B2	10/2012	DiPerna et al.
7,491,187 B2	2/2009	Van Den Berghe et al.	8,352,290 B2	1/2013	Bartz et al.
7,519,905 B2	4/2009	Kougiouris et al.	8,359,338 B2	1/2013	Butterfield et al.
7,523,401 B1	4/2009	Aldridge	8,380,536 B2	2/2013	Howard et al.
7,524,304 B2	4/2009	Genosar	8,387,112 B1	2/2013	Ranjan et al.
7,551,078 B2	6/2009	Carlson	8,394,077 B2	3/2013	Jacobson et al.
7,559,321 B2	7/2009	Wermeling et al.	8,403,908 B2	3/2013	Jacobson et al.
7,565,197 B2	7/2009	Haulbrich et al.	8,435,206 B2	5/2013	Evans et al.
7,572,230 B2	8/2009	Neumann et al.	8,449,523 B2	5/2013	Brukalo et al.
7,578,802 B2	8/2009	Hickle	8,452,953 B2	5/2013	Buck et al.
7,621,009 B2	11/2009	Elhabashy	8,453,645 B2	6/2013	Figueiredo et al.
D606,533 S	12/2009	De Jong et al.	8,480,648 B2	7/2013	Burnett et al.
7,636,718 B1	12/2009	Steen et al.	8,489,427 B2	7/2013	Simpson et al.
7,640,172 B2	12/2009	Kuth	8,494,879 B2	7/2013	Davis et al.
7,645,258 B2	1/2010	White et al.	8,504,179 B2	8/2013	Blomquist
7,647,237 B2	1/2010	Malave et al.	8,517,990 B2	8/2013	Teel et al.
7,662,124 B2	2/2010	Duchon et al.	8,518,021 B2	8/2013	Stewart et al.
7,668,731 B2	2/2010	Martucci et al.	8,543,416 B2	9/2013	Palmroos et al.
7,671,733 B2	3/2010	McNeal et al.	8,551,038 B2	10/2013	Tsoukalis et al.
7,678,071 B2	3/2010	Lebel et al.	8,560,345 B2	10/2013	Wehba et al.
7,687,678 B2	3/2010	Jacobs	8,577,692 B2	11/2013	Silkaitis et al.
7,697,994 B2	4/2010	VanDanacker et al.	8,579,884 B2	11/2013	Lanier et al.
7,698,239 B2	4/2010	Lieuallen	8,626,530 B1	1/2014	Tran et al.
7,705,727 B2	4/2010	Pestotnik	8,655,676 B2	2/2014	Wehba et al.
7,724,147 B2	5/2010	Brown et al.	8,660,860 B2	2/2014	Wehba et al.
7,739,126 B1	6/2010	Cave	8,662,388 B2	3/2014	Belkin
7,746,218 B2	6/2010	Collins, Jr.	8,666,769 B2	3/2014	Butler et al.
7,766,873 B2	8/2010	Moberg et al.	8,700,421 B2	4/2014	Feng et al.
7,776,029 B2	8/2010	Whitehurst et al.	8,731,960 B2	5/2014	Butler et al.
7,776,031 B2	8/2010	Hartlaub et al.	8,768,719 B2	7/2014	Wehba et al.
7,785,313 B2	8/2010	Mastrototaro	8,771,251 B2	7/2014	Ruchti et al.
7,806,852 B1	10/2010	Jurson	8,777,894 B2	7/2014	Butterfield et al.
7,806,886 B2	10/2010	Kanderian, Jr. et al.	8,777,895 B2	7/2014	Hsu et al.
7,826,981 B2	11/2010	Goode, Jr. et al.	8,799,012 B2	8/2014	Butler et al.
7,835,927 B2	11/2010	Schlotterbeck et al.	8,876,793 B2	11/2014	Ledford et al.
7,836,314 B2	11/2010	Chieu	8,922,330 B2	12/2014	Moberg et al.
7,856,276 B2	12/2010	Ripart et al.	8,936,565 B2	1/2015	Chawla
7,860,583 B2	12/2010	Condurso et al.	8,952,794 B2	2/2015	Bloomquist et al.
7,868,754 B2	1/2011	Salvat, Jr.	8,998,100 B2	4/2015	Halbert et al.
7,871,394 B2	1/2011	Halbert et al.	9,026,370 B2	5/2015	Rubalcaba et al.
			9,069,887 B2	6/2015	Gupta et al.
			9,089,642 B2	7/2015	Murphy et al.
			9,114,217 B2	8/2015	Sur et al.
			9,123,077 B2	9/2015	Silkaitis et al.

(56)

References Cited

U.S. PATENT DOCUMENTS					
9,192,712 B2	11/2015	DeBelser et al.	2003/0106553 A1	6/2003	Vanderveen
9,240,002 B2	1/2016	Hume et al.	2003/0115358 A1	6/2003	Yun
9,381,296 B2	7/2016	Arrizza et al.	2003/0120384 A1	6/2003	Haitin et al.
9,393,362 B2	7/2016	Cozmi et al.	2003/0125662 A1	7/2003	Bui
9,498,583 B2	11/2016	Sur et al.	2003/0130616 A1	7/2003	Steil
9,539,383 B2	1/2017	Kohlbrecher	2003/0135087 A1	7/2003	Hickle et al.
9,572,923 B2	2/2017	Howard et al.	2003/0139701 A1	7/2003	White et al.
9,594,875 B2	3/2017	Arrizza et al.	2003/0140928 A1	7/2003	Bui et al.
9,604,000 B2	3/2017	Wehba et al.	2003/0140929 A1	7/2003	Wilkes et al.
9,641,432 B2	5/2017	Jha et al.	2003/0141981 A1	7/2003	Bui et al.
9,649,431 B2	5/2017	Gray et al.	2003/0143746 A1	7/2003	Sage, Jr.
9,662,436 B2	5/2017	Belkin et al.	2003/0144878 A1	7/2003	Wilkes et al.
9,690,909 B2	6/2017	Stewart et al.	2003/0158749 A1	8/2003	Olchanski et al.
9,707,341 B2	7/2017	Dumas, III et al.	2003/0187338 A1	10/2003	Say et al.
9,724,470 B2	8/2017	Day et al.	2003/0200116 A1	10/2003	Forrester
9,764,082 B2	9/2017	Day et al.	2003/0204416 A1	10/2003	Acharya
9,971,871 B2	5/2018	Arrizza et al.	2003/0204781 A1	10/2003	Peebles et al.
9,995,611 B2	6/2018	Ruchti et al.	2003/0212364 A1	11/2003	Mann et al.
10,022,498 B2	7/2018	Ruchti et al.	2003/0212379 A1	11/2003	Bylund et al.
10,042,986 B2	8/2018	Ruchti et al.	2003/0212821 A1	11/2003	Gillies et al.
10,046,112 B2	8/2018	Oruku et al.	2003/0217962 A1	11/2003	Childers et al.
10,166,328 B2	1/2019	Oruku et al.	2004/0015132 A1	1/2004	Brown
10,238,799 B2	3/2019	Kohlbrecher	2004/0019607 A1	1/2004	Moubayed et al.
10,238,801 B2	3/2019	Wehba et al.	2004/0030323 A1	2/2004	Ullestad et al.
10,242,060 B2	3/2019	Butler et al.	2004/0039257 A1	2/2004	Hickle
10,300,194 B2	5/2019	Day et al.	2004/0057226 A1	3/2004	Berthou et al.
10,311,972 B2	6/2019	Kohlbrecher et al.	2004/0064341 A1	4/2004	Langan et al.
10,314,974 B2	6/2019	Day et al.	2004/0064342 A1	4/2004	Browne et al.
10,333,843 B2	6/2019	Jha et al.	2004/0064435 A1	4/2004	Moubayed et al.
10,430,761 B2	10/2019	Hume et al.	2004/0073811 A1	4/2004	Sanin
10,434,246 B2	10/2019	Silkaitis et al.	2004/0077934 A1	4/2004	Massad
10,463,788 B2	11/2019	Day	2004/0078231 A1	4/2004	Wilkes et al.
2001/0016056 A1	8/2001	Westphal et al.	2004/0078236 A1	4/2004	Stoodley et al.
2001/0031944 A1	10/2001	Peterson et al.	2004/0104271 A1	6/2004	Martucci et al.
2001/0032099 A1	10/2001	Joao	2004/0122530 A1	6/2004	Hansen
2001/0037060 A1	11/2001	Thompson et al.	2004/0128162 A1	7/2004	Schlotterbeck et al.
2001/0044731 A1	11/2001	Coffman et al.	2004/0128163 A1	7/2004	Goodman et al.
2001/0048027 A1	12/2001	Walsh	2004/0133441 A1	7/2004	Brady et al.
2001/0051787 A1	12/2001	Haller et al.	2004/0139004 A1	7/2004	Cohen et al.
2001/0056358 A1	12/2001	Dulong et al.	2004/0145480 A1	7/2004	Despotis
2002/0010595 A1	1/2002	Kapp	2004/0147034 A1	7/2004	Gore et al.
2002/0013723 A1	1/2002	Mise	2004/0167464 A1	7/2004	Gore et al.
2002/0015018 A1	2/2002	Shimazu et al.	2004/0167465 A1	8/2004	Ireland et al.
2002/0019584 A1	2/2002	Schulze et al.	2004/0167804 A1	8/2004	Kohler
2002/0026103 A1	2/2002	Norris et al.	2004/0172222 A1	8/2004	Simpson
2002/0029776 A1	3/2002	Blomquist	2004/0172283 A1	9/2004	Simpson et al.
2002/0032583 A1	3/2002	Joao	2004/0172301 A1	9/2004	Vanderveen
2002/0040208 A1	4/2002	Flaherty et al.	2004/0172302 A1	9/2004	Mihai et al.
2002/0040282 A1	4/2002	Bailey et al.	2004/0176667 A1	9/2004	Martucci et al.
2002/0082728 A1	6/2002	Mueller et al.	2004/0176980 A1	9/2004	Mihai et al.
2002/0087115 A1	7/2002	Hartlaub	2004/0176984 A1	9/2004	Bulitta et al.
2002/0087116 A1	7/2002	Hartlaub	2004/0181314 A1	9/2004	White et al.
2002/0095486 A1	7/2002	Bahl	2004/0189708 A1	9/2004	Zaleski
2002/0103675 A1	8/2002	Vanelli	2004/0193325 A1	9/2004	Larcheveque et al.
2002/0123905 A1	9/2002	Goodroe et al.	2004/0193328 A1	9/2004	Bonderud
2002/0143580 A1	10/2002	Bristol et al.	2004/0193453 A1	9/2004	Butterfield et al.
2002/0152239 A1	10/2002	Bautista-Lloyd et al.	2004/0204673 A1	9/2004	Butterfield et al.
2002/0173702 A1	11/2002	Lebel et al.	2004/0215278 A1	10/2004	Flaherty et al.
2002/0173875 A1	11/2002	Wallace et al.	2004/0220517 A1	10/2004	Stegink et al.
2002/0194329 A1	12/2002	Alling	2004/0225252 A1	11/2004	Starkweather et al.
2003/0009244 A1	1/2003	Engleson	2004/0236240 A1	11/2004	Gillespie et al.
2003/0013959 A1	1/2003	Grunwald et al.	2004/0243438 A1	11/2004	Kraus et al.
2003/0014222 A1	1/2003	Klass et al.	2004/0254434 A1	12/2004	Mintz
2003/0014817 A1	1/2003	Gallant et al.	2005/0010269 A1	12/2004	Goodnow et al.
2003/0025602 A1	2/2003	Medema et al.	2005/0020886 A1	1/2005	Lebel et al.
2003/0028082 A1	2/2003	Thompson	2005/0021006 A1	1/2005	Hutchinson et al.
2003/0036683 A1	2/2003	Kehr et al.	2005/0027560 A1	1/2005	Tonnies
2003/0047126 A1	3/2003	Tomaschko	2005/0027567 A1	2/2005	Cook
2003/0050621 A1	3/2003	Lebel et al.	2005/0038311 A1	2/2005	Taha
2003/0059750 A1	3/2003	Bindler et al.	2005/0038669 A1	2/2005	Kuth
2003/0060688 A1	3/2003	Ciarniello et al.	2005/0038680 A1	2/2005	Sachdeva et al.
2003/0069963 A1	4/2003	Jayant et al.	2005/0040226 A1	2/2005	McMahon
2003/0079746 A1	5/2003	Hickle	2005/0043620 A1	2/2005	Al-Sheikh
2003/0097529 A1	5/2003	Arimilli et al.	2005/0049910 A1	2/2005	Fallows et al.
2003/0104982 A1	6/2003	Wittmann et al.	2005/0055242 A1	2/2005	Lancaster et al.
			2005/0055244 A1	3/2005	Bello et al.
			2005/0065465 A1	3/2005	Mullan et al.
			2005/0065817 A1	3/2005	Lebel et al.
			2005/0075544 A1	3/2005	Mihai et al.
				4/2005	Shapiro et al.

(56)

References Cited

U.S. PATENT DOCUMENTS

2005/0080801	A1	4/2005	Kothandaraman et al.	2006/0200007	A1	9/2006	Brockway et al.
2005/0086071	A1	4/2005	Fox, Jr. et al.	2006/0200369	A1	9/2006	Batch et al.
2005/0086072	A1	4/2005	Fox	2006/0211404	A1	9/2006	Cromp et al.
2005/0090808	A1	4/2005	Malave et al.	2006/0224141	A1	10/2006	Rush et al.
2005/0099624	A1	5/2005	Staehr	2006/0229918	A1	10/2006	Fotsch et al.
2005/0102162	A1	5/2005	Blumenfeld	2006/0258985	A1	11/2006	Russell
2005/0102165	A1	5/2005	Oshita et al.	2006/0259327	A1	11/2006	Hoag
2005/0102167	A1	5/2005	Kapoor	2006/0264895	A1	11/2006	Flanders
2005/0102669	A1	5/2005	Marney et al.	2006/0265246	A1	11/2006	Hoag
2005/0107923	A1	5/2005	Vanderveen	2006/0267753	A1	11/2006	Hussey et al.
2005/0117529	A1	6/2005	Ramos-Escano	2006/0268710	A1	11/2006	Appanna et al.
2005/0119788	A1	6/2005	Engleson et al.	2006/0277206	A1	12/2006	Bailey et al.
2005/0119914	A1	6/2005	Batch	2006/0287885	A1	12/2006	Frick
2005/0131739	A1	6/2005	Rabinowitz et al.	2007/0015972	A1	1/2007	Wang et al.
2005/0137522	A1	6/2005	Aoki	2007/0016443	A1	1/2007	Wachman et al.
2005/0137573	A1	6/2005	McLaughlin	2007/0027506	A1	2/2007	Stender et al.
2005/0154769	A1	7/2005	Eckart et al.	2007/0060796	A1	3/2007	Kim
2005/0160057	A1	7/2005	Wefers et al.	2007/0060870	A1	3/2007	Tolle et al.
2005/0171503	A1	8/2005	Van Den Berghe et al.	2007/0060871	A1	3/2007	Istoc
2005/0171815	A1	8/2005	Vanderveen	2007/0061393	A1	3/2007	Moore
2005/0177096	A1	8/2005	Bollish et al.	2007/0065363	A1	3/2007	Dalal et al.
2005/0177395	A1	8/2005	Blomquist	2007/0073419	A1	3/2007	Sesay
2005/0182306	A1	8/2005	Sloan	2007/0078314	A1	4/2007	Grounsell
2005/0182355	A1	8/2005	Bui	2007/0083870	A1	4/2007	Kanakogi
2005/0187950	A1	8/2005	Parker	2007/0088333	A1	4/2007	Levin et al.
2005/0192557	A1	9/2005	Brauker et al.	2007/0093786	A1	4/2007	Goldsmith et al.
2005/0197554	A1	9/2005	Polcha	2007/0100665	A1	5/2007	Brown
2005/0197621	A1	9/2005	Poulsen et al.	2007/0100667	A1	5/2007	Bardy
2005/0210037	A1	9/2005	Wefers et al.	2007/0106126	A1	5/2007	Mannheimer et al.
2005/0216479	A1	9/2005	Wefers et al.	2007/0112298	A1	5/2007	Mueller et al.
2005/0216480	A1	9/2005	Wefers et al.	2007/0116037	A1	5/2007	Moore
2005/0223045	A1	10/2005	Funahashi et al.	2007/0118405	A1	5/2007	Campbell et al.
2005/0224083	A1	10/2005	Crass	2007/0135866	A1	6/2007	Baker et al.
2005/0234746	A1	10/2005	Funahashi	2007/0136098	A1	6/2007	Smythe et al.
2005/0240305	A1	10/2005	Bogash et al.	2007/0142822	A1	6/2007	Remde
2005/0246416	A1	11/2005	Blomquist	2007/0156282	A1	7/2007	Dunn
2005/0251418	A1	11/2005	Fox, Jr. et al.	2007/0156452	A1	7/2007	Batch
2005/0273059	A1	12/2005	Mernoe et al.	2007/0169008	A1	7/2007	Varanasi et al.
2005/0277873	A1	12/2005	Stewart et al.	2007/0179448	A1	8/2007	Lim et al.
2005/0277890	A1	12/2005	Stewart et al.	2007/0186923	A1	8/2007	Poutiatine et al.
2005/0277911	A1	12/2005	Stewart et al.	2007/0191817	A1	8/2007	Martin
2005/0278194	A1	12/2005	Holland et al.	2007/0191973	A1	8/2007	Holzbauer et al.
2006/0004772	A1	1/2006	Hagan et al.	2007/0213657	A1	9/2007	Jennewine et al.
2006/0009727	A1	1/2006	O'Mahony et al.	2007/0214003	A1	9/2007	Holland et al.
2006/0009734	A1	1/2006	Martin	2007/0215545	A1	9/2007	Bissler et al.
2006/0010098	A1	1/2006	Goodnow et al.	2007/0232867	A1	10/2007	Hansmann
2006/0042139	A1	3/2006	Mendes	2007/0233035	A1	10/2007	Wehba et al.
2006/0047270	A1	3/2006	Shelton	2007/0233049	A1	10/2007	Wehba et al.
2006/0053036	A1	3/2006	Coffman et al.	2007/0233206	A1	10/2007	Frikart
2006/0064020	A1	3/2006	Burnes et al.	2007/0233520	A1	10/2007	Wehba et al.
2006/0074633	A1	4/2006	Mahesh et al.	2007/0251835	A1	11/2007	Mehta et al.
2006/0074920	A1	4/2006	Wefers et al.	2007/0253021	A1	11/2007	Mehta et al.
2006/0079831	A1	4/2006	Gilbert	2007/0254593	A1	11/2007	Jollota et al.
2006/0089854	A1	4/2006	Holland et al.	2007/0255125	A1	11/2007	Moberg et al.
2006/0089855	A1	4/2006	Holland et al.	2007/0257788	A1	11/2007	Carlson
2006/0100746	A1	5/2006	Leibner-Druska	2007/0258395	A1	11/2007	Jollota et al.
2006/0100907	A1	5/2006	Holland et al.	2007/0299687	A1	12/2007	Palmer et al.
2006/0106649	A1	5/2006	Eggers et al.	2007/0299695	A1	12/2007	Jung et al.
2006/0111943	A1	5/2006	Wu	2008/0004904	A1	1/2008	Tran
2006/0116904	A1	6/2006	Brem	2008/0009684	A1	1/2008	Corsetti et al.
2006/0116907	A1	6/2006	Rhodes et al.	2008/0033361	A1	2/2008	Evans et al.
2006/0122481	A1	6/2006	Sievenpiper et al.	2008/0034323	A1	2/2008	Blomquist
2006/0122867	A1	6/2006	Eggers et al.	2008/0041942	A1	2/2008	Aissa
2006/0129429	A1	6/2006	Moubayed et al.	2008/0052704	A1	2/2008	Wysocki
2006/0129434	A1	6/2006	Smitherman et al.	2008/0065007	A1	3/2008	Peterson et al.
2006/0129435	A1	6/2006	Smitherman et al.	2008/0065417	A1	3/2008	Jung et al.
2006/0136266	A1	6/2006	Tarassenko et al.	2008/0071217	A1	3/2008	Moubayed et al.
2006/0136271	A1	6/2006	Eggers et al.	2008/0071251	A1	3/2008	Moubayed et al.
2006/0143051	A1	6/2006	Eggers et al.	2008/0091466	A1	4/2008	Butler et al.
2006/0173260	A1	8/2006	Gaoni et al.	2008/0095339	A1	4/2008	Elliott
2006/0173406	A1	8/2006	Hayes et al.	2008/0097289	A1	4/2008	Steil et al.
2006/0173715	A1	8/2006	Wang et al.	2008/0126969	A1	5/2008	Blomquist
2006/0173927	A1*	8/2006	Beyer G06F 16/9027	2008/0139907	A1	6/2008	Rao et al.
2006/0190302	A1	8/2006	Eggers et al.	2008/0149117	A1	6/2008	Raghuram
2006/0195022	A1	8/2006	Trepagnier et al.	2008/0154177	A1	6/2008	Moubayed et al.
				2008/0172337	A1	7/2008	Banfield et al.
				2008/0184219	A1	7/2008	Matsumoto
				2008/0188796	A1	8/2008	Steil et al.
				2008/0214919	A1	9/2008	Harmon et al.

(56)

References Cited

U.S. PATENT DOCUMENTS

2008/0246748	A1	10/2008	Cassidy et al.	2011/0001605	A1	1/2011	Kiani et al.
2008/0256305	A1	10/2008	Kwon	2011/0040158	A1	2/2011	Katz et al.
2008/0262469	A1	10/2008	Bristol et al.	2011/0060758	A1	3/2011	Schlotterbeck et al.
2008/0269714	A1	10/2008	Mastrototaro et al.	2011/0071844	A1	3/2011	Cannon et al.
2008/0269723	A1	10/2008	Mastrototaro et al.	2011/0072379	A1	3/2011	Gannon
2008/0275384	A1	11/2008	Mastrototaro et al.	2011/0078608	A1	3/2011	Gannon et al.
2008/0300572	A1	12/2008	Rankers et al.	2011/0093284	A1	4/2011	Dicks et al.
2008/0320387	A1	12/2008	Sasaki et al.	2011/0099313	A1	4/2011	Bolanowski
2008/0320466	A1	12/2008	Dias	2011/0125095	A1	5/2011	Lebel et al.
2009/0005703	A1	1/2009	Fasciano	2011/0138185	A1	6/2011	Ju et al.
2009/0005728	A1	1/2009	Weinert et al.	2011/0175728	A1	7/2011	Baker, Jr.
2009/0006061	A1	1/2009	Thukral et al.	2011/0178462	A1	7/2011	Moberg et al.
2009/0006129	A1	1/2009	Thukral	2011/0196748	A1*	8/2011	Caron G06F 3/04847 705/14.72
2009/0006133	A1	1/2009	Weinert	2011/0231216	A1	9/2011	Fyke et al.
2009/0018495	A1	1/2009	Panduro	2011/0257496	A1	10/2011	Terashima et al.
2009/0051560	A1	2/2009	Manning et al.	2011/0257798	A1	10/2011	Ali et al.
2009/0054743	A1	2/2009	Stewart	2011/0259954	A1	10/2011	Bartz et al.
2009/0054754	A1	2/2009	McMahon et al.	2011/0264043	A1	10/2011	Kotnick et al.
2009/0057399	A1	3/2009	Sajkowsky	2011/0264044	A1	10/2011	Bartz et al.
2009/0069785	A1	3/2009	Miller et al.	2011/0266221	A1	11/2011	Ware et al.
2009/0099867	A1	4/2009	Newman	2011/0270045	A1	11/2011	Lebel et al.
2009/0135196	A1	5/2009	Holland et al.	2011/0275904	A1	11/2011	Lebel et al.
2009/0143662	A1	6/2009	Estes et al.	2011/0286457	A1	11/2011	Ee
2009/0149743	A1	6/2009	Barron et al.	2011/0289497	A1	11/2011	Kiaie et al.
2009/0150174	A1	6/2009	Buck et al.	2011/0295196	A1	12/2011	Chazot et al.
2009/0150878	A1	6/2009	Pathak et al.	2011/0295341	A1	12/2011	Estes et al.
2009/0156991	A1	6/2009	Roberts	2011/0296051	A1	12/2011	Vange
2009/0157695	A1	6/2009	Roberts	2011/0296411	A1	12/2011	Tang et al.
2009/0158274	A1	6/2009	Roberts	2011/0313789	A1	12/2011	Karmen et al.
2009/0177146	A1	7/2009	Nesbitt et al.	2011/0319813	A1	12/2011	Kamen et al.
2009/0177769	A1	7/2009	Roberts	2011/0320049	A1	12/2011	Chossat et al.
2009/0177992	A1	7/2009	Rubalcaba et al.	2012/0005680	A1	1/2012	Dolby et al.
2009/0183147	A1	7/2009	Davis et al.	2012/0011253	A1	1/2012	Friedman et al.
2009/0209938	A1	8/2009	Aalto-Setälä	2012/0016305	A1	1/2012	Jollota
2009/0210250	A1	8/2009	Prax et al.	2012/0029941	A1	2/2012	Malave et al.
2009/0221890	A1	9/2009	Saffer et al.	2012/0070045	A1*	3/2012	Vesper G06Q 50/22 382/128
2009/0231249	A1	9/2009	Wang et al.	2012/0095437	A1	4/2012	Hemmerling
2009/0270833	A1	10/2009	DeBelsler	2012/0112903	A1	5/2012	Kaib et al.
2009/0275886	A1	11/2009	Bloomquist et al.	2012/0130198	A1	5/2012	Beaule
2009/0275896	A1	11/2009	Kamen et al.	2012/0143116	A1	6/2012	Ware et al.
2009/0284691	A1	11/2009	Marhefka et al.	2012/0150556	A1	6/2012	Galasso et al.
2009/0326340	A1	12/2009	Wang	2012/0157920	A1	6/2012	Flachbart et al.
2009/0326516	A1	12/2009	Bangera et al.	2012/0179135	A1	7/2012	Rinehart et al.
2010/0022988	A1	1/2010	Wochner	2012/0179136	A1	7/2012	Rinehart et al.
2010/0036310	A1	2/2010	Hillman	2012/0203177	A1	8/2012	Lanier
2010/0056992	A1	3/2010	Hayter	2012/0245554	A1	9/2012	Kawamura
2010/0095229	A1	4/2010	Dixon et al.	2012/0259978	A1	10/2012	Petersen et al.
2010/0121170	A1	5/2010	Rule	2012/0277716	A1	11/2012	Ali et al.
2010/0121415	A1	5/2010	Skelton et al.	2012/0284734	A1	11/2012	McQuaid et al.
2010/0121654	A1*	5/2010	Portnoy G06F 19/325 705/3	2012/0323212	A1	12/2012	Murphy
2010/0121752	A1	5/2010	Banigan et al.	2013/0006666	A1	1/2013	Schneider
2010/0130933	A1	5/2010	Holland et al.	2013/0006702	A1	1/2013	Wu
2010/0131434	A1	5/2010	Magent et al.	2013/0012877	A1	1/2013	Debelsler et al.
2010/0138523	A1	6/2010	Umess et al.	2013/0012880	A1	1/2013	Blomquist
2010/0146137	A1	6/2010	Wu et al.	2013/0015980	A1	1/2013	Evans et al.
2010/0156633	A1	6/2010	Buck et al.	2013/0036403	A1	2/2013	Geist
2010/0160854	A1	6/2010	Gauthier	2013/0036412	A1	2/2013	Birtwhistle et al.
2010/0160860	A1	6/2010	Celentano et al.	2013/0066265	A1	3/2013	Grant
2010/0174266	A1	7/2010	Estes	2013/0072872	A1	3/2013	Yodfat et al.
2010/0191525	A1	7/2010	Rabenko et al.	2013/0096444	A1	4/2013	Condurso et al.
2010/0198034	A1	8/2010	Thomas et al.	2013/0096648	A1	4/2013	Benson
2010/0198196	A1	8/2010	Wei	2013/0102963	A1	4/2013	Marsh et al.
2010/0200506	A1	8/2010	Ware et al.	2013/0138452	A1	5/2013	Cork et al.
2010/0209268	A1	8/2010	Davis	2013/0144206	A1	6/2013	Lee et al.
2010/0212675	A1	8/2010	Walling et al.	2013/0167245	A1	6/2013	Birtwhistle et al.
2010/0217621	A1	8/2010	Schoenberg	2013/0191770	A1	7/2013	Bartz et al.
2010/0234708	A1	9/2010	Buck et al.	2013/0204188	A1	8/2013	Kamen et al.
2010/0250732	A1	9/2010	Bucknell	2013/0218080	A1	8/2013	Peterfreund et al.
2010/0271479	A1	10/2010	Heydlauf	2013/0274669	A1	10/2013	Stempfle et al.
2010/0273738	A1	10/2010	Valcke et al.	2013/0275539	A1	10/2013	Gross et al.
2010/0280486	A1	11/2010	Khair et al.	2013/0291116	A1	10/2013	Homer
2010/0292634	A1	11/2010	Kircher	2013/0296823	A1	11/2013	Melker et al.
2010/0298765	A1	11/2010	Budiman et al.	2013/0296984	A1	11/2013	Burnett et al.
2010/0318025	A1	12/2010	John	2013/0317753	A1	11/2013	Kamen et al.
				2013/0346108	A1	12/2013	Kamen et al.
				2014/0163517	A1	6/2014	Finan et al.
				2014/0180711	A1	6/2014	Kamen et al.

(56)

References Cited

U.S. PATENT DOCUMENTS

2014/0257251	A1	9/2014	Bush et al.
2014/0266790	A1	9/2014	Al-Ali et al.
2014/0269643	A1	9/2014	Sun
2014/0288947	A1	9/2014	Simpson et al.
2014/0297329	A1	10/2014	Rock
2014/0366878	A1	12/2014	Baron
2015/0005935	A1	1/2015	Bae et al.
2015/0066531	A1	3/2015	Jacobson et al.
2015/0100038	A1	4/2015	McCann et al.
2015/0151051	A1	6/2015	Tsoukalis
2015/0379237	A1	12/2015	Mills et al.
2016/0015885	A1	1/2016	Pananen et al.
2016/0034655	A1	2/2016	Gray et al.
2016/0051749	A1	2/2016	Istoc
2016/0228633	A1	8/2016	Welsch et al.
2016/0350513	A1	12/2016	Jacobson et al.
2017/0262590	A1	9/2017	Karakosta et al.
2017/0274140	A1	9/2017	Howard et al.
2017/0286637	A1	10/2017	Arrizza et al.
2017/0319780	A1	11/2017	Belkin et al.
2018/0121613	A1	5/2018	Connely, IV et al.
2018/0181712	A1*	6/2018	Ensey H04L 67/10
2019/0096518	A1	3/2019	Pace
2019/0147998	A1	5/2019	Ruchti et al.
2019/0228863	A1	7/2019	Dharwad et al.
2019/0240405	A1	8/2019	Wehba et al.
2019/0243829	A1	8/2019	Butler et al.
2019/0269852	A1	9/2019	Kohlbrecher
2019/0311803	A1	10/2019	Kohlbrecher et al.
2020/0027541	A1	1/2020	Xavier et al.
2020/0027542	A1	1/2020	Xavier et al.
2020/0027543	A1	1/2020	Xavier et al.
2020/0027548	A1	1/2020	Xavier et al.
2020/0027549	A1	1/2020	Xavier et al.
2020/0027550	A1	1/2020	Xavier et al.
2020/0027551	A1	1/2020	Xavier et al.
2020/0028837	A1	1/2020	Xavier et al.
2020/0028914	A1	1/2020	Xavier et al.
2020/0035346	A1	1/2020	Xavier et al.
2020/0035355	A1	1/2020	Xavier et al.

FOREIGN PATENT DOCUMENTS

CA	2 898 825	7/2014
CO	01110843	8/2003
DE	31 12 762	1/1983
DE	34 35 647	7/1985
DE	198 44 252	3/2000
DE	199 32 147	1/2001
DE	103 52 456	7/2005
EP	0 319 267	6/1989
EP	0 380 061	8/1990
EP	0 384 155	8/1990
EP	0 460 533	12/1991
EP	0 564 127	6/1993
EP	0 633 035	1/1995
EP	0 652 528	5/1995
EP	0 672 427	9/1995
EP	0 683 465	11/1995
EP	0 880 936	12/1998
EP	1 157 711	11/2001
EP	1 174 817	1/2002
EP	0 664 102	4/2002
EP	1 197 178	4/2002
EP	0 830 775	8/2002
EP	1 500 025	4/2003
EP	2 113 842	11/2009
EP	2 228 004	9/2010
EP	2 243 506	10/2010
EP	2 410 448	1/2012
EP	2 742 961	6/2014
FR	2 717 919	9/1995
GB	2 285 135	6/1995
JP	04-161139	6/1992
JP	07-502678	3/1995

JP	11-500643	1/1999
JP	2000-316820	11/2000
JP	2002-531154	9/2002
JP	2003-016183	1/2003
JP	2003-296173	10/2003
JP	2005-021463	1/2005
JP	2005-527284	9/2005
JP	2005-284846	10/2005
JP	2006-047319	2/2006
JP	2006-520949	9/2006
JP	2007-518479	7/2007
JP	2007-525256	9/2007
JP	2008-080036	4/2008
JP	2008-516303	5/2008
JP	2008-158622	7/2008
JP	2008-529675	8/2008
JP	2009-163534	7/2009
JP	2010-502361	1/2010
JP	2011-506048	3/2011
JP	2012-070991	4/2012
JP	2012-523895	10/2012
JP	2014-068283	4/2014
WO	WO 84/001719	5/1984
WO	WO 91/016416	10/1991
WO	WO 92/010985	7/1992
WO	WO 92/013322	8/1992
WO	WO 94/005355	3/1994
WO	WO 96/008755	3/1996
WO	WO 96/025186	8/1996
WO	WO 98/012670	3/1998
WO	WO 98/019263	5/1998
WO	WO 99/051003	10/1999
WO	WO 00/013580	3/2000
WO	WO 00/053243	9/2000
WO	WO 01/014974	3/2001
WO	WO 01/033484	5/2001
WO	WO 01/045014	6/2001
WO	WO 02/005702	1/2002
WO	WO 02/036044	5/2002
WO	WO 02/049153	6/2002
WO	WO 02/049279	6/2002
WO	WO 02/069099	9/2002
WO	WO 02/081015	10/2002
WO	WO 02/088875	11/2002
WO	WO 03/006091	1/2003
WO	WO 03/050917	6/2003
WO	WO 03/091836	11/2003
WO	WO 03/094092	11/2003
WO	WO 2004/060455	7/2004
WO	WO 2004/070557	8/2004
WO	WO 2004/070562	8/2004
WO	WO 2004/072828	8/2004
WO	WO 2005/036447	4/2005
WO	WO 2005/050526	6/2005
WO	WO 2005/057175	6/2005
WO	WO 2005/066872	7/2005
WO	WO 2007/087443	8/2007
WO	WO 2007/117705	10/2007
WO	WO 2007/127879	11/2007
WO	WO 2007/127880	11/2007
WO	WO 2008/067245	6/2008
WO	WO 2008/082854	7/2008
WO	WO 2008/088490	7/2008
WO	WO 2008/097316	8/2008
WO	WO 2008/103915	8/2008
WO	WO 2008/124478	10/2008
WO	WO 2008/134146	11/2008
WO	WO 2009/016504	2/2009
WO	WO 2009/023406	2/2009
WO	WO 2009/023407	2/2009
WO	WO 2009/023634	2/2009
WO	WO 2009/036327	3/2009
WO	WO 2009/049252	4/2009
WO	WO 2010/017279	2/2010
WO	WO 2010/033919	3/2010
WO	WO 2010/053703	5/2010
WO	WO 2010/075371	7/2010
WO	WO 2010/099313	9/2010
WO	WO 2010/114929	10/2010

(56)

References Cited

FOREIGN PATENT DOCUMENTS

WO	WO 2010/119409	10/2010
WO	WO 2010/124127	10/2010
WO	WO 2010/130992	11/2010
WO	WO 2010/135646	11/2010
WO	WO 2010/135654	11/2010
WO	WO 2010/135686	11/2010
WO	WO 2011/005633	1/2011
WO	WO 2011/022549	2/2011
WO	WO 2012/048833	4/2012
WO	WO 2012/049214	4/2012
WO	WO 2012/049218	4/2012
WO	WO 2012/120078	9/2012
WO	WO 2012/140547	10/2012
WO	WO 2012/164556	12/2012
WO	WO 2012/170942	12/2012
WO	WO 2013/045506	4/2013
WO	WO 2014/100736	6/2014
WO	WO 2014/131729	9/2014
WO	WO 2014/131730	9/2014
WO	WO 2015/124569	8/2015

OTHER PUBLICATIONS

Alur et al., "Formal Specifications and Analysis of the Computer-Assisted Resuscitation Algorithm (CARA) Infusion Pump Control System", *International Journal on Software Tools for Technology Transfer*, Feb. 2004, vol. 5, No. 4, pp. 308-319.

Aragon, Daleen RN, Ph.D., CCRN, "Evaluation of Nursing Work Effort and Perceptions About Blood Glucose Testing in Tight Glycemic Control", *American Journal of Critical Care*, Jul. 2006, vol. 15, No. 4, pp. 370-377.

ASHP Advantage, "Improving Medication Safety in Health Systems Through Innovations in Automation Technology", *Proceedings of Educational Symposium and Educational Sessions during the 39th ASHP Midyear Clinical Meeting*, Dec. 5-9, 2004, Orlando, FL, pp. 28.

Beard et al., "Total Quality Pain Management: History, Background, Resources", *Abbott Laboratories, TQPM Survey History*, available Feb. 2015 or earlier, pp. 1-3.

Bektas et al., "Bluetooth Communication Employing Antenna Diversity", *Proceedings of Eight IEEE International Symposium on Computers and Communication*, Jul. 2003, pp. 6.

Bequette, Ph.D., "A Critical Assessment of Algorithms and Challenges in the Development of a Closed-Loop Artificial Pancreas", *Diabetes Technology & Therapeutics*, Feb. 28, 2005, vol. 7, No. 1, pp. 28-47.

Bequette, B. Wayne, Ph.D., "Analysis of Algorithms for Intensive Care Unit Blood Glucose Control", *Journal of Diabetes Science and Technology*, Nov. 2007, vol. 1, No. 6, pp. 813-824.

Braun, "Infusomat® Space and Accessories", *Instructions for Use*, Nov. 2010, pp. 68. [http://corp.bb Braun.com/Extranet/Infusiooanlpumbad/Kasutuslugendld/Vanad/Kasutusjuhend-Infusomat_Space\(vers688J.inglise_k\).pdf](http://corp.bb Braun.com/Extranet/Infusiooanlpumbad/Kasutuslugendld/Vanad/Kasutusjuhend-Infusomat_Space(vers688J.inglise_k).pdf).

Brownlee, Seth, "Product Spotlight: The Plum A+ with Hospira MedNet Infusion System", *PP&P Magazine*, Dec. 2005, vol. 2, No. 7, pp. 2.

Cannon, MD et al., "Automated Heparin-Delivery System to Control Activated Partial Thromboplastin Time", *Circulation*, Feb. 16, 1999, vol. 99, pp. 751-756.

Cardinal Health, "Alaris® Syringe Pumps" *Technical Service Manual*, Copyright 2002-2006, Issue 9, pp. 1-88, https://www.frankshospitalworkshop.com/equipment/documents/infusion_pumps/service_manuals/Cardinal_Alaris_-_Service_Manual.pdf.

"CareAware® Infusion Management", *Cerner Store*, as printed May 12, 2011, pp. 3, <https://stor.cerner.com/items/7>.

Chen et al., "Enabling Location-Based Services on Wireless LANs", *The 11th IEEE International Conference on Networks, ICON 2003*, Sep. 28-Oct. 1, 2003, pp. 567-572.

"Computer Dictionary", *Microsoft Press, Third Edition*, Microsoft Press, 1997, pp. 430 & 506.

"Context-Free Grammar", *Wikipedia.org*, as last modified Mar. 5, 2010 in 11 pages, https://en.wikipedia.org/w/index.php?title=Context-free_grammar&oldid=347915989.

Crawford, Anne J., MSN, RNC, "Building a Successful Quality Pain Service: Using Patient Satisfaction Data and the Clinical Practice Guideline", USA, 1995, pp. 1-6.

Crocker et al., "Augmented BNF for Syntax Specifications: ABNF", *Network Working Group, Standards Track*, Jan. 2008, pp. 16.

Davidson et al., "A Computer-Directed Intravenous Insulin System Shown to be Safe, Simple, and Effective in 120,618 h of Operation", *Diabetes Care*, Oct. 2005, vol. 28, No. 10, pp. 2418-2423.

Davies, T., "Cordless Data Acquisition in a Hospital Environment", *IEE Colloquium on Cordless Computing—Systems and User Experience*, 1993, pp. 4.

Dayhoff et al., "Medical Data Capture and Display: The Importance of Clinicians' Workstation Design", *AMIA, Inc.*, 1994, pp. 541-545.

Diabetes Close Up, *Close Concerns AACE Inpatient Management Conference Report, Consensus Development Conference on Inpatient Diabetes and Metabolic Control*, Washington, D.C., Dec. 14-16, 2003, pp. 1-32.

East PhD et al., "Digital Electronic Communication Between ICU Ventilators and Computers and Printers", *Respiratory Care*, Sep. 1992, vol. 37, No. 9, pp. 1113-1122.

Einhorn, George W., "Total Quality Pain Management: A Computerized Quality Assessment Tool for Postoperative Pain Management", *Abbott Laboratories, Chicago, IL*, Mar. 2, 2000, pp. 1-4.

Eskew et al., "Using Innovative Technologies to Set New Safety Standards for the Infusion of Intravenous Medications", *Hospital Pharmacy*, 2002, vol. 37, No. 11, pp. 1179-1189.

Felleiter et al., "Data Processing in Prehospital Emergency Medicine", *International journal of Clinical Monitoring and Computing*, Feb. 1995, vol. 12, No. 1, pp. 37-41.

"File Verification" *Wikipedia.org*, as last modified Oct. 11, 2011 in 2 pages, https://en.wikipedia.org/w/index.php?title=File_verification&oldid=455048290.

Fogt et al., *Development and Evaluation of a Glucose Analyzer for a Glucose-Controlled Insulin Infusion System (Biostat®)*, *Clinical Chemistry*, 1978, vol. 24, No. 8, pp. 1366-1372.

Gabel et al., "Camp: A Common API for Measuring Performance", *21st Large Installations System Administration Conference (LISA '07)*, 2007, pp. 49-61.

Gage et al., "Automated Anesthesia Surgery Medical Record System", *International Journal of Clinical Monitoring and Computing*, Dec. 1990, vol. 7, No. 4, pp. 259-263.

Galt et al., "Personal Digital Assistant-Based Drug Information Sources: Potential to Improve Medication Safety", *Journal of Medical Library Association*, Apr. 2005, vol. 93, No. 2, pp. 229-236.

Gardner, Ph.D. et al., "Real Time Data Acquisition: Recommendations for the Medical Information Bus (MIB)", 1992, pp. 813-817. "General-Purpose Infusion Pumps", *Health Devices, EXRI Institute*, Oct. 1, 2002, vol. 31, No. 10, pp. 353-387.

Givens et al., "Exploring the Internal State of User Interfaces by Combining Computer Vision Techniques with Grammatical Inference", *Proceedings of the 2013 International Conference on Software Engineering*, San Francisco, CA, May 18-26, 2013, pp. 1165-1168.

Glaeser, "A Hierarchical Minicomputer System for Continuous Post-Surgical Monitoring", *Computers and Biomedical Research*, Aug. 31, 1975, pp. 336-361.

Goldberg et al., "Clinical Results of an Updated Insulin Infusion Protocol in Critically Ill Patients", *Diabetes Spectrum*, 2005, vol. 18, No. 3, pp. 188-191.

Gomez et al., "CLAM: Connection-Less, Lightweight, and Multiway Communication Support for Distributed Computing", *Computer Science*, 1997, vol. 1199, pp. 227-240.

"GPS Tracker for Medical Equipment", <http://www.trackingsystem.com/forbusinesses/corporate-trackingsystem/1098-gps-tracker-formedicalequipment.html>, Mar. 15, 2015, pp. 2.

Graseby, "Model 3000/500 and Micro 3100/505: Volumetric Infusion Pump", *Technical Service Manual, Graseby Medical Ltd.*, Apr. 2002, Issue A, pp. 160.

(56)

References Cited

OTHER PUBLICATIONS

- Graseby, "Model 3000/500 and Micro 3100/505: Volumetric Infusion Pump: Illustrated Parts List for Pump Serial Numbers from 3000 to 59,999", Technical Service Manual, Graseby Medical Ltd., Apr. 2002, Issue A, pp. 71.
- Halpern et al., "Changes in Critical Care Beds and Occupancy in the United States 1985-2000: Differences Attributable to Hospital Size", *Critical Care Medical*, Aug. 2006, vol. 34, No. 8, pp. 2105-2112.
- Hamann et al., "PUMPSIM: A Software Package for Simulating Computer-Controlled Drug Infusion Pumps", Annual International Conference of the IEEE Engineering in Medicine and Biology Society, 1990, vol. 12, No. 5, pp. 2019-2020.
- Hasegawa et al., "On a Portable Memory Device for Physical Activities and Informations of Maternal Perception", *Journal of Perinatal Medicine*, 1988, vol. 16, No. 4, pp. 349-356.
- Hawley et al., "Clinical Implementation of an Automated Medical Information Bus in an Intensive Care Unit", Proceedings of the Annual Symposium on Computer Application in Medical Care, Nov. 9, 1988, pp. 621-624.
- Hayes-Roth et al., "Guardian: A Prototype Intelligent Agent for Intensive-Care Monitoring", *Artificial Intelligence in Medicine*, vol. 4, Dec. 31, 1992, pp. 165-185.
- Hospira, GemStar® Pain Management Infusion System 9-084-PR1-2-2, www.hospira.com/products/gemstar_painmanagement.aspx, Jan. 28, 2010, pp. 1-2.
- Introducing Abbott TQPM (Total Quality Pain Management), Abbott Laboratories, Abbott Park, IL, May 2000, pp. 1-4.
- "Infusion Pump", Wikipedia.org, as last modified Mar. 27, 2014, in 3 pages, https://web.archive.org/web/20140703024932/https://en.wikipedia.org/wiki/Infusion_pump.
- International Search Report and Written Opinion received in PCT Application No. PCT Application No. PCT/US2019/041706, dated Nov. 5, 2019 in 15 pages.
- Isaka et al., "Control Strategies for Arterial Blood Pressure Regulation", *IEEE Transactions on Biomedical Engineering*, Apr. 1993, vol. 40, No. 4, pp. 353-363.
- Johnson et al., "Using BCMA Software to Improve Patient Safety in Veterans Administration Medical Centers", *Journal of Healthcare Information Management*, Dec. 6, 2004, vol. 16, No. 1, pp. 46-51.
- Kent Displays, "Reflex™ Electronic Skins", Product Brief 25127B, 2009, pp. 2.
- Kent Displays, "Reflex Electronic Skins Engineering Evaluation Kit", 25136A, Mar. 10, 2009.
- Lefkowitz et al., "A Trial of the Use of Bar Code Technology to Restructure a Drug Distribution and Administration System", *Hospital Pharmacy*, Mar. 31, 1991, vol. 26, No. 3, pp. 239-242.
- Lenssen et al., "Bright Color Electronic Paper Technology and Applications", IDS '09 Publication EP1-2 (Phillips Research), 2009, pp. 529-532.
- Leveson, Nancy, "Medical Devices: The Therac-25", Appendix A, University of Washington, 1995, pp. 49.
- Linkens, D.A. "Computer Control for Patient Care", *Computer Control of Real-Time Processes*, IEE Control Engineering Series 41, 1990, Ch. 13, pp. 216-238.
- Mako Hill et al., "The Official Ubuntu Book", Shoeisha Co., Ltd., 1st Edition, Jun. 11, 2007, pp. 115 to 125.
- Marshall, et al., "New Microprocessor-Based Insulin Controller", *IEEE Transactions on Biomedical Engineering*, Nov. 1983, vol. BME-30, No. 11, pp. 689-695.
- Martino et al., "Automation of a Medical Intensive Care Environment with a Flexible Configuration of Computer Systems", Proceedings of the Annual Symposium on Computer Application in Medical Care, Nov. 5, 1980, vol. 3, pp. 1562-1568.
- Matsunaga et al., "On the Use of Machine Learning to Predict the Time and Resources Consumed by Applications", 2010 10th IEEE/ACM International Conference on Cluster, Cloud and Grid Computing (CCGrid), May 17-20, 2010, pp. 495-504.
- Mauseth et al., "Proposed Clinical Application for Tuning Fuzzy Logic Controller of Artificial Pancreas Utilizing a Personalization Factor", *Journal of Diabetes Science and Technology*, Jul. 2010, vol. 4, No. 4, pp. 913-922.
- Medfusion™, "Medfusion Syringe Infusion Pump Model 4000", Operator's Manual, Software Version V1.1, Sep. 2011, pp. 154. http://www.medfusionpump.com/assets/literature/manuals/Operators_Manual_4000_40-5760-51A.pdf.
- Metnitz et al., "Computer Assisted Data Analysis in Intensive Care: the ICDEV Project-Development of a Scientific Database System for Intensive Care", *International Journal of Clinical Monitoring and Computing*, Aug. 1995, vol. 12, No. 3, pp. 147-159.
- Micrel Medical Devices, "MP Daily +" <http://web.archive.org/web/20130803235715/http://www.micrelmed.com/index.aspx?productid=9> as archived Aug. 3, 2013 in 1 page.
- Moghissi, ETIE, MD, FACP, FACE, "Hyperglycemia in Hospitalized Patients", *A Supplement to ACP Hospitalist*, Jun. 15, 2008, pp. 32.
- Murray, Jr. et al., "Automated Drug Identification System (during surgery)", *IEEE Proceedings of Southeastcon '91*, Apr. 7-10, 1991, pp. 265.
- Nicholson et al., "'Smart' Infusion Apparatus for Computation and Automated Delivery of Loading, Tapering, and Maintenance Infusion Regimens of Lidocaine, Procainamide, and Theophylline", Proceedings of the Seventh Annual Symposium on Computer Applications in Medical Care, Oct. 1983, pp. 212-213.
- Nolan et al., "The P1073 Medical Information Bus Standard: Overview and Benefits for Clinical Users", 1990, pp. 216-219.
- Omnilink Systems, Inc., "Portable Medical Equipment Tracking", <https://www.omnilink.com/portablemedicalequipmenttracking/>, Mar. 15, 2015, pp. 2.
- O'Shea, Kristen L., "Infusion Management: Working Smarter, Not Harder", *Hospital Pharmacy*, Apr. 2013, vol. 48, No. 3, pp. S1-S14.
- Package Management in Debian GNU/Linux, Debian GNU/Linux Expert Desktop Use Special, Giutsu-Hyohron Co., Ltd., First Edition, Sep. 25, 2004, pp. 183-185.
- Passos et al., "Distributed Software Platform for Automation and Control of General Anaesthesia", Eighth International Symposium on Parallel and Distributed Computing, ISPDC '09, Jun. 30-Jul. 4, 2009, pp. 8.
- Philips, "IntelliSpace Event Management and IntelliVue Patient Monitoring", Release 10, 2011, http://incenter.medical.philips.com/doclib/enc/fetch/2000/4504/577242/577242/577243/577247/582646/583147/8359175/Philips_Patient_Monitoring_and_IntelliSpace_Event_Management_Interoperability.pdf%3fnodeid%3d8508574%26vernum%3d-2, pp. 2.
- Pretty et al., "Hypoglycemia Detection in Critical Care Using Continuous Glucose Monitors: An in Silico Proof of Concept Analysis", *Journal of Diabetes Science and Technology*, Jan. 2010, vol. 4, No. 1, pp. 15-24.
- Rappoport, Arthur E., "A Hospital Patient and Laboratory machine-Readable Identification System (MRIS) Revisited", *Journal of Medical Systems*, Apr. 1984, vol. 8, Nos. 1/2, pp. 133-156.
- Ritchie et al., "A Microcomputer Based Controller for Neuromuscular Block During Surgery", *Annals of Biomedical Engineering*, Jan. 1985, vol. 13, No. 1, pp. 3-15.
- Saager et al., "Computer-Guided Versus Standard Protocol for Insulin Administration in Diabetic Patients Undergoing Cardiac Surgery", Annual Meeting of the American Society of Critical Care Anesthesiologists, Oct. 13, 2006.
- Sanders et al., "The Computer in a Programmable Implantable Medication System (PIMS)", Proceedings of the Annual Symposium on Computer Application in Medical Care, Nov. 2, 1982, pp. 682-685.
- Schilling et al., "Optimizing Outcomes! Error Prevention and Evidence-Based Practice with IV Medications", A Pro-Ce Publication, Hospira, Inc., Feb. 6, 2012, pp. 56.
- Schulze et al., "Advanced Sensors Technology Survey", Final Report, Feb. 10, 1992, pp. 161.
- Scott, et al., "Using Bar-Code Technology to Capture Clinical Intervention Data in a Hospital with a Stand-Alone Pharmacy Computer System", Mar. 15, 1996, *American Journal of Health-System Pharmacy*, vol. 53, No. 6, pp. 651-654.

(56)

References Cited

OTHER PUBLICATIONS

Sebald et al., "Numerical Analysis of a Comprehensive in Silico Subcutaneous Insulin Absorption Compartmental Model", 31st Annual International Conference of the IEEE Engineering in Medicine and Biology Society, Sep. 2-6, 2009, pp. 3901-3904.

Shabot, M. Michael, "Standardized Acquisition of Bedside Data: The IEEE P1073 Medical Information Bus", International Journal of Clinical Monitoring and Computing, vol. 6, Sep. 27, 1989, pp. 197-204.

Sheppard, Louis, Ph.D., "Automation of the Infusion of Drugs Using Feedback Control", Journal of Cardiothoracic and Vascular Anesthesia, Feb. 28, 1989, vol. 3, No. 1, pp. 1-3.

Sheppard, Louis, Ph.D., "Computer Control of the Infusion of Vasoactive Drugs", Annals of Biomedical Engineering, Jul. 1980, vol. 8, No. 4-6, pp. 431-444.

Sheppard, Louis, Ph.D., "The Application of Computers to the Measurement, Analysis, and Treatment of Patients Following Cardiac Surgical Procedures", The University of Alabama in Birmingham, Oct. 31, 1977, pp. 297-300.

Sheppard, Louis, Ph.D., "The Computer in the Care of Critically Ill Patients", Proceedings of the IEEE, Sep. 1979, vol. 67, No. 9, pp. 1300-1306.

"Sigma Spectrum: Operator's Manual", Oct. 2009, pp. 72. <http://static.medonecapital.com/manuals/userManuals/Sigma-Spectrum-Operator-Manual-October-2009.pdf>.

Simonsen, Michael Ph.D., POC Testing, New Monitoring Strategies on Fast Growth Paths in European Healthcare Arenas, Biomedical Business & Technology, Jan. 2007, vol. 30, No. 1, pp. 1-36.

Siv-Lee et al., "Implementation of Wireless 'Intelligent' Pump IV Infusion Technology in a Not-for-Profit Academic Hospital Setting", Hospital Pharmacy, Sep. 2007, vol. 42, No. 9, pp. 832-840. <http://www.thomasiand.com/hpj4209-832.pdf>.

Slack, W.V. "Information Technologies for Transforming Health Care", <https://www.andrew.cmu.edu/course/90-853/medis.dir/otadocs.dir/03ch2.pdf>, Ch. 2, 1995, pp. 29-78.

Smith, Joe, "Infusion Pump Informatics", CatalyzeCare: Transforming Healthcare, as printed May 12, 2011, pp. 2.

Sodders, Lisa, "A Center Keeps Medicine in Right Hands", The Capital Journal, Dec. 4, 1999, pp. 1-2.

"Software Versioning" Wikipedia.org, dated Oct. 16, 2011 in 11 pages, https://en.wikipedia.org/w/index.php?title=Software_versioning&oldid=455859110.

Stitt, F.W., "The Problem-Oriented Medical Synopsis: a Patient-Centered Clinical Information System", Proceedings of the Annual Symposium on Computer Application in Medical Care, 1994, pp. 88-92.

Stokowski, Laura A. RN, MS, "Using Technology to Improve Medication Safety in the Newborn Intensive Care Unit", Advances in Neonatal Care, Dec. 2001, vol. 1, No. 2, pp. 70-83.

Sutton et al., "The Syntax and Semantics of the PROforma Guideline Modeling Language", Journal of the American Medical Informatics Association, Sep./Oct. 2003, vol. 10, No. 5, pp. 433-443.

Szeinbach et al., "Automated Dispensing Technologies: Effect on Managed Care", Journal of Managed Care Pharmacy (JMCP), Sep./Oct. 1995, vol. 1, No. 2, pp. 121-127.

Szolovits et al., "Guardian Angel: Patient-Centered Health Information Systems", Technical Report MIT/LCS/TR-604, Massachusetts Institute of Technology Laboratory for Computer Science, May 1994, pp. 39.

Van Den Berghe, M.D., Ph.D., et al., "Intensive Insulin Therapy in Critically Ill Patients", The New England Journal of Medicine, Nov. 8, 2001, vol. 345, No. 19, pp. 1359-1367.

Van Den Berghe, M.D., Ph.D., et al., "Intensive Insulin Therapy in the Medical ICU", The New England Journal of Medicine, Feb. 2, 2006, vol. 354, No. 5, pp. 449-461.

Van Der Maas et al., "Requirements for Medical Modeling Languages", Journal of the American Medical Informatics Association, Mar./Apr. 2001, vol. 8, No. 2, pp. 146-162.

Villalobos et al., "Computerized System in Intensive Care medicine", Medical Informatics, vol. 11, No. 3, 1986, pp. 269-275.

Wilkins et al., "A Regular Language: the Annotated Case Report Form", PPD Inc., PharmaSUG2011—Paper CD18, 2011, pp. 1-9.

Ying et al., "Regulating Mean Arterial Pressure in Postsurgical Cardiac Patients. A Fuzzy Logic System to Control Administration of Sodium Nitroprusside", IEEE Engineering in Medicine and Biology Magazine, vol. 13, No. 5, Nov.-Dec. 1994, pp. 671-677.

Yue, Ying Kwan, "A Healthcare Failure Mode and Effect Analysis on the Safety of Secondary Infusions", Thesis, Institute of Biomaterials and Biomedical Engineering, University of Toronto, 2012, pp. 168.

Yurkonis et al., "Computer Simulation of Adaptive Drug Infusion", IEEE Transactions on Biomedical Engineering, vol. BME-34, No. 8, Aug. 1987, pp. 633-635.

Zakariah et al., "Combination of Biphasic Transmittance Waveform with Blood Procalcitonin Levels for Diagnosis of Sepsis in Acutely Ill Patients", Critical Care Medicine, 2008, vol. 36, No. 5, pp. 1507-1512.

* cited by examiner

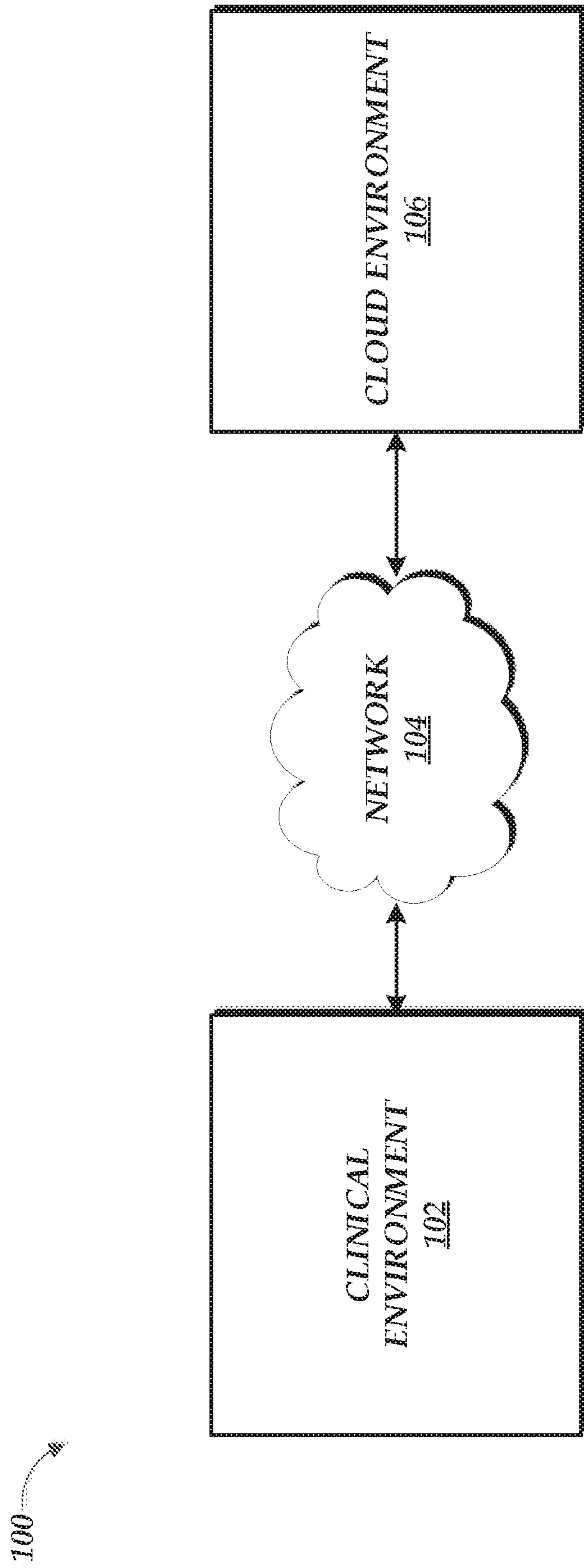


FIG. 1

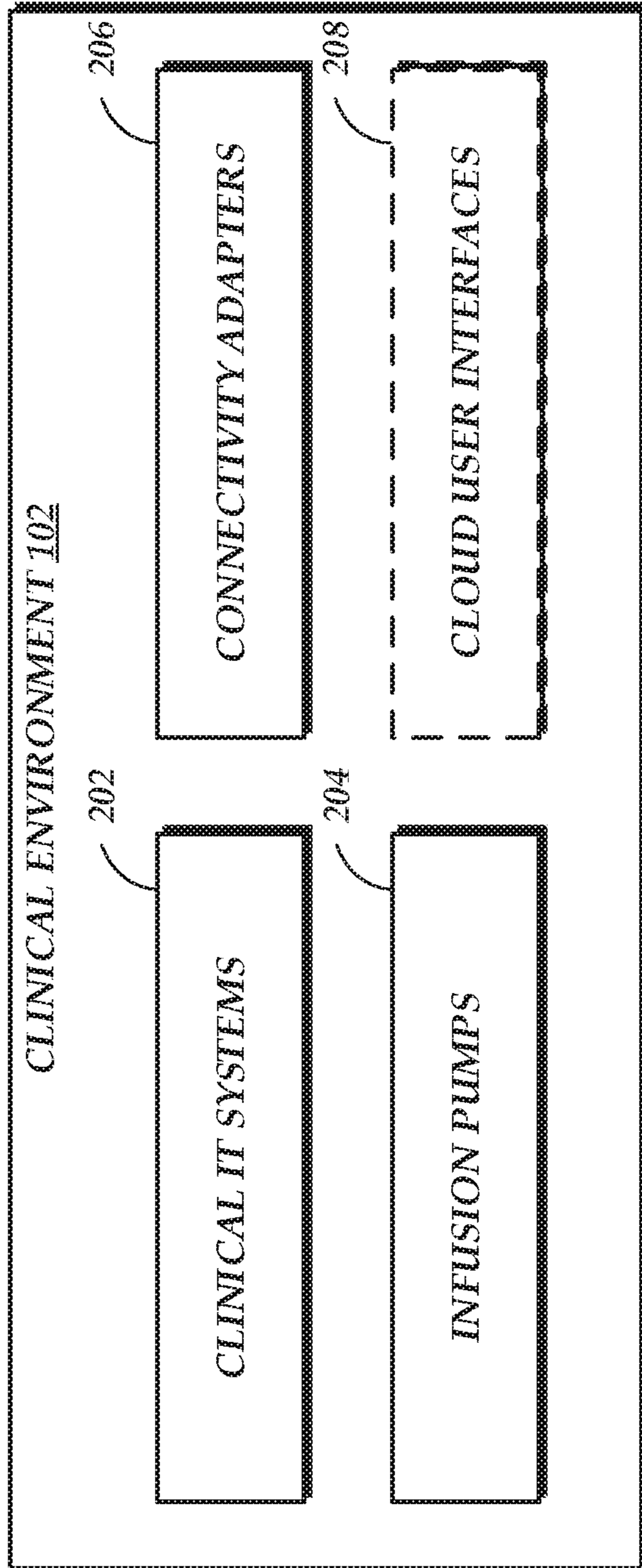


FIG. 2

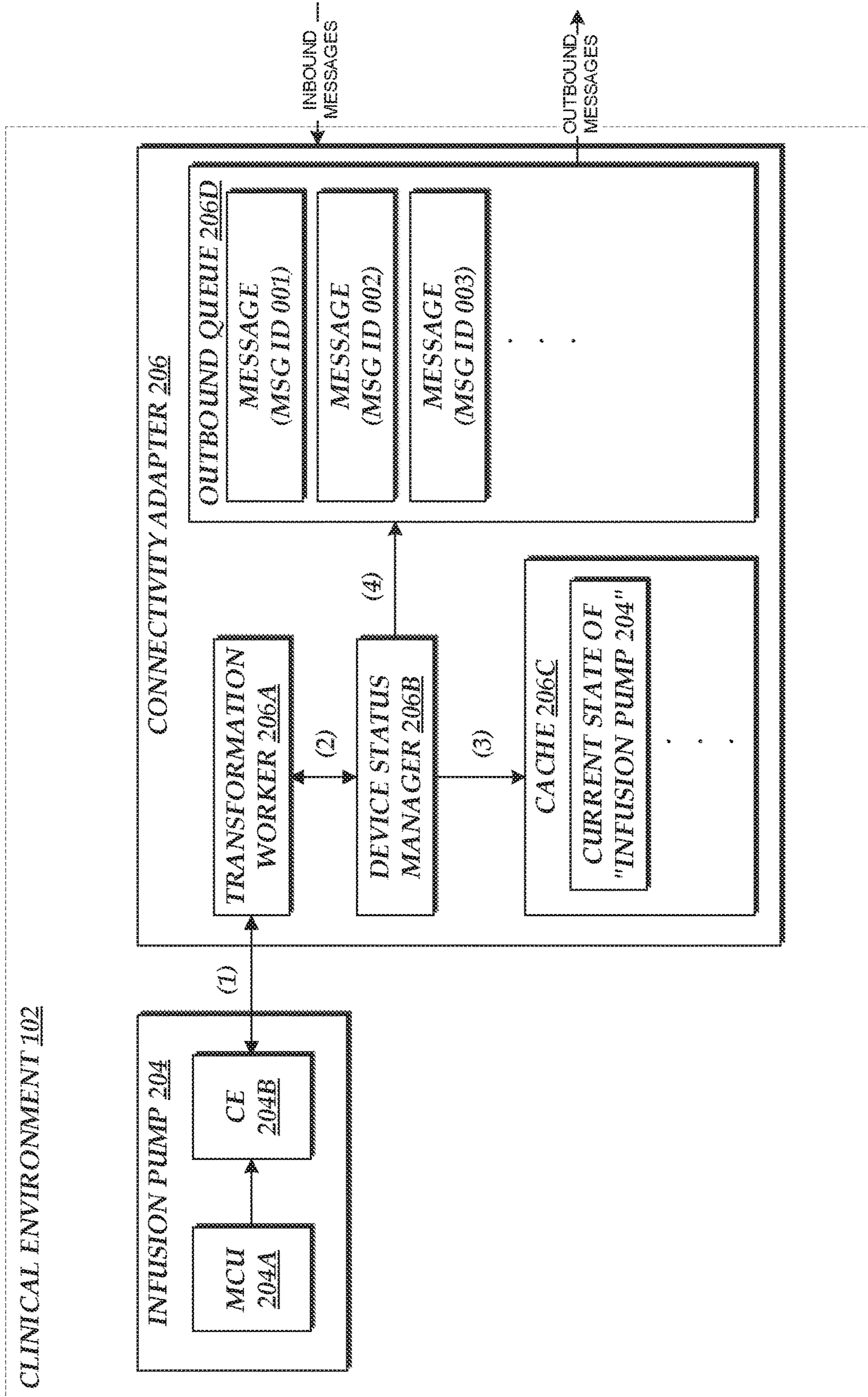


FIG. 3

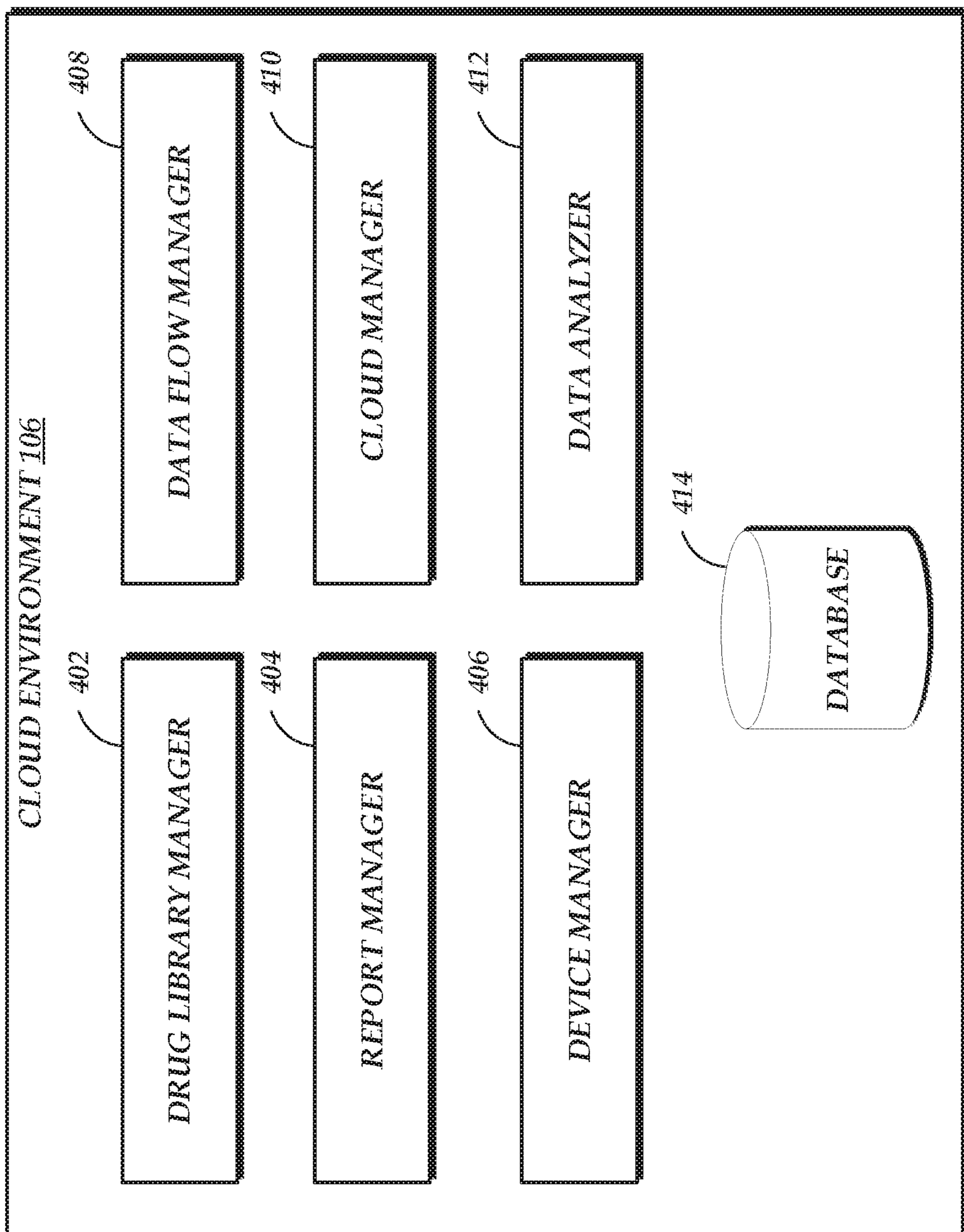


FIG. 4

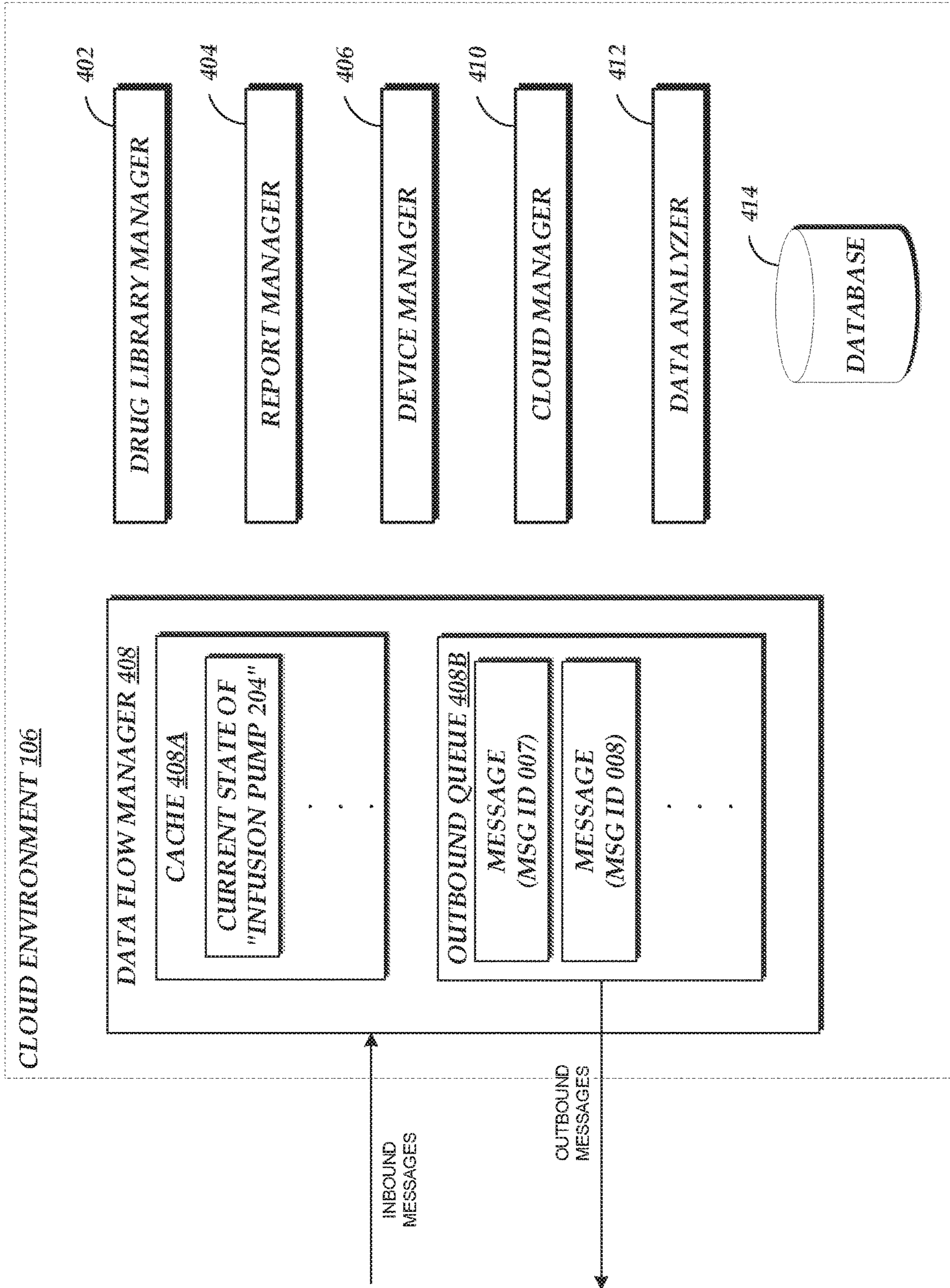


FIG. 5

600

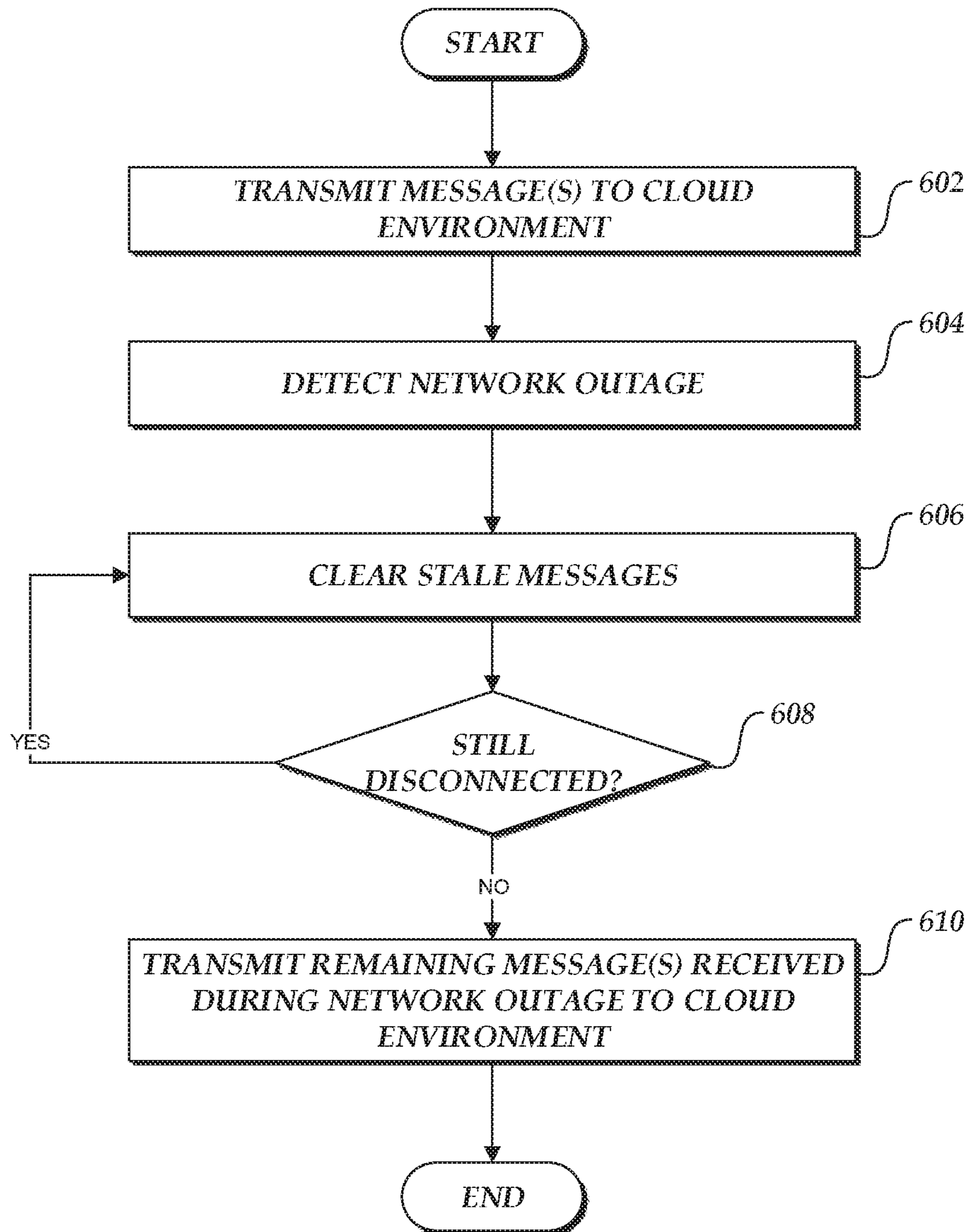


FIG. 6

700

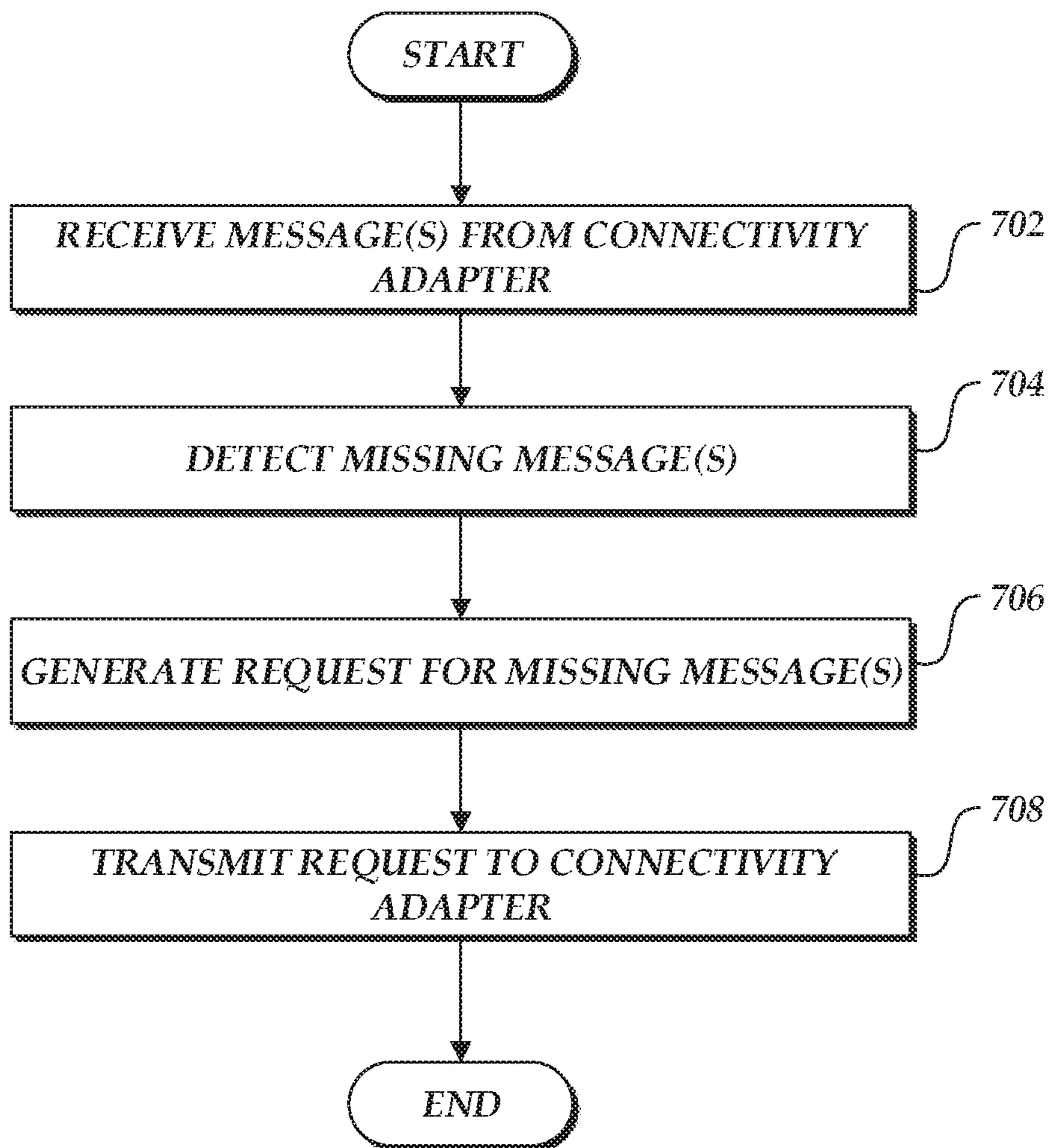


FIG. 7

800

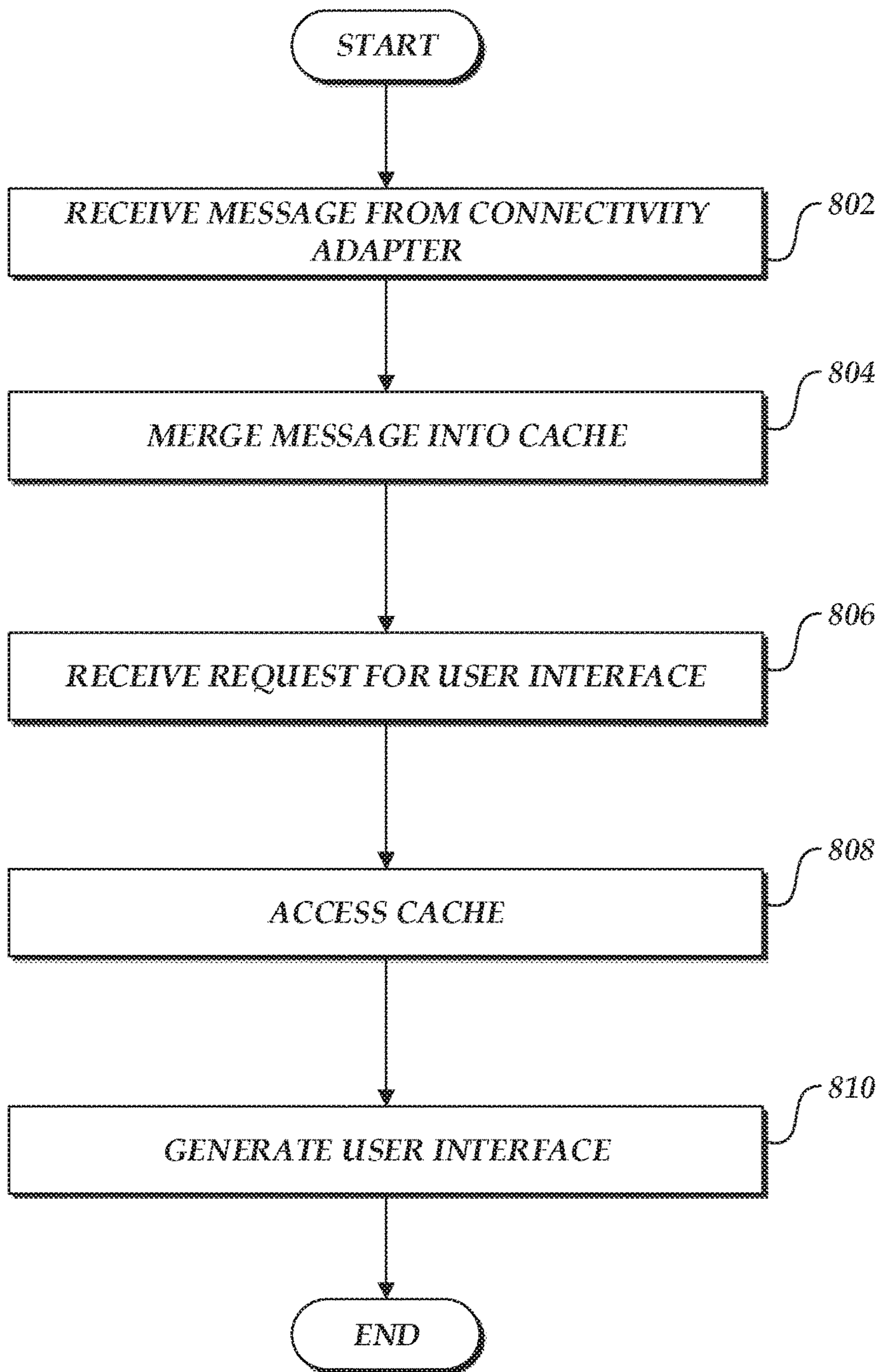


FIG. 8

900

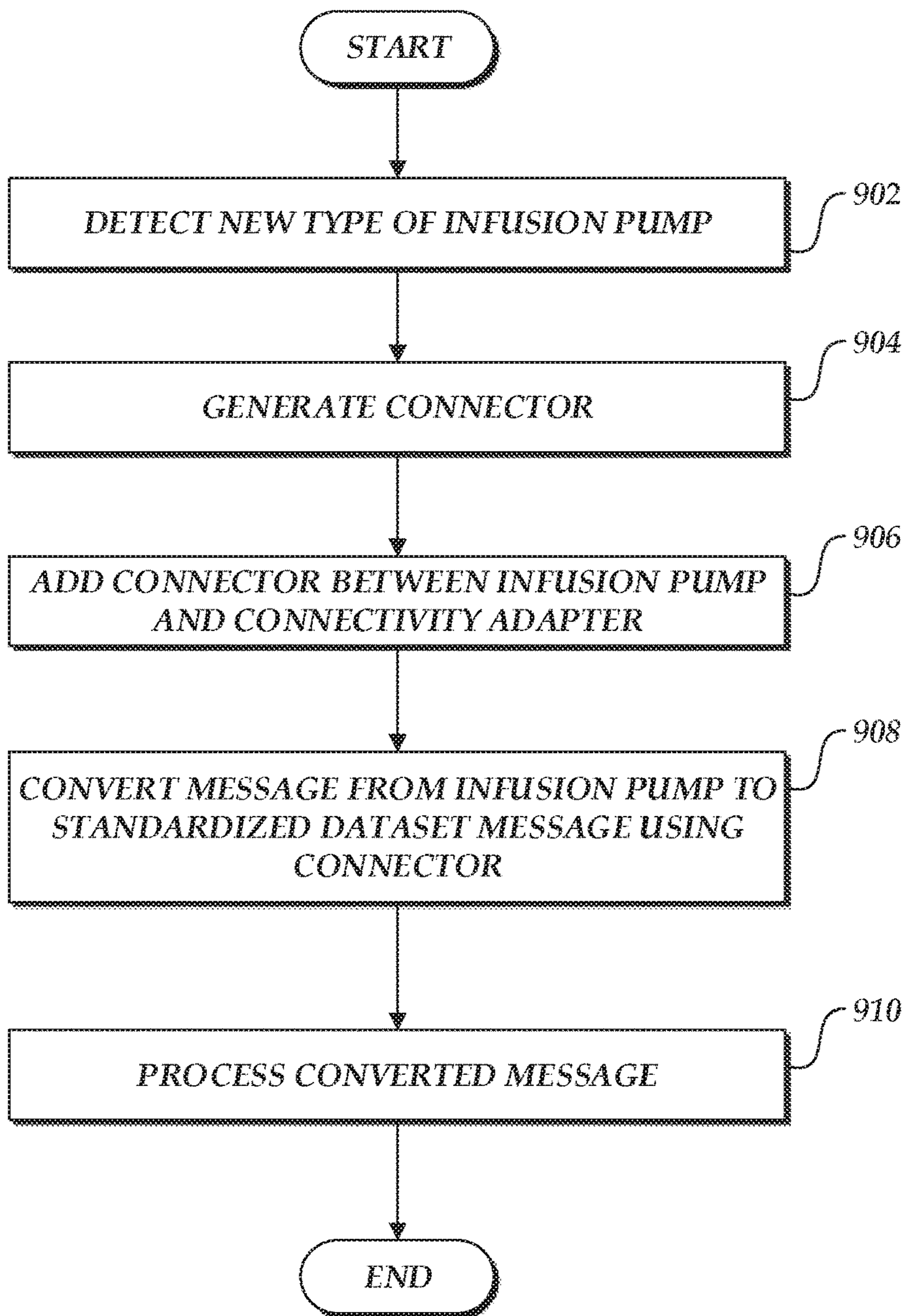


FIG. 9

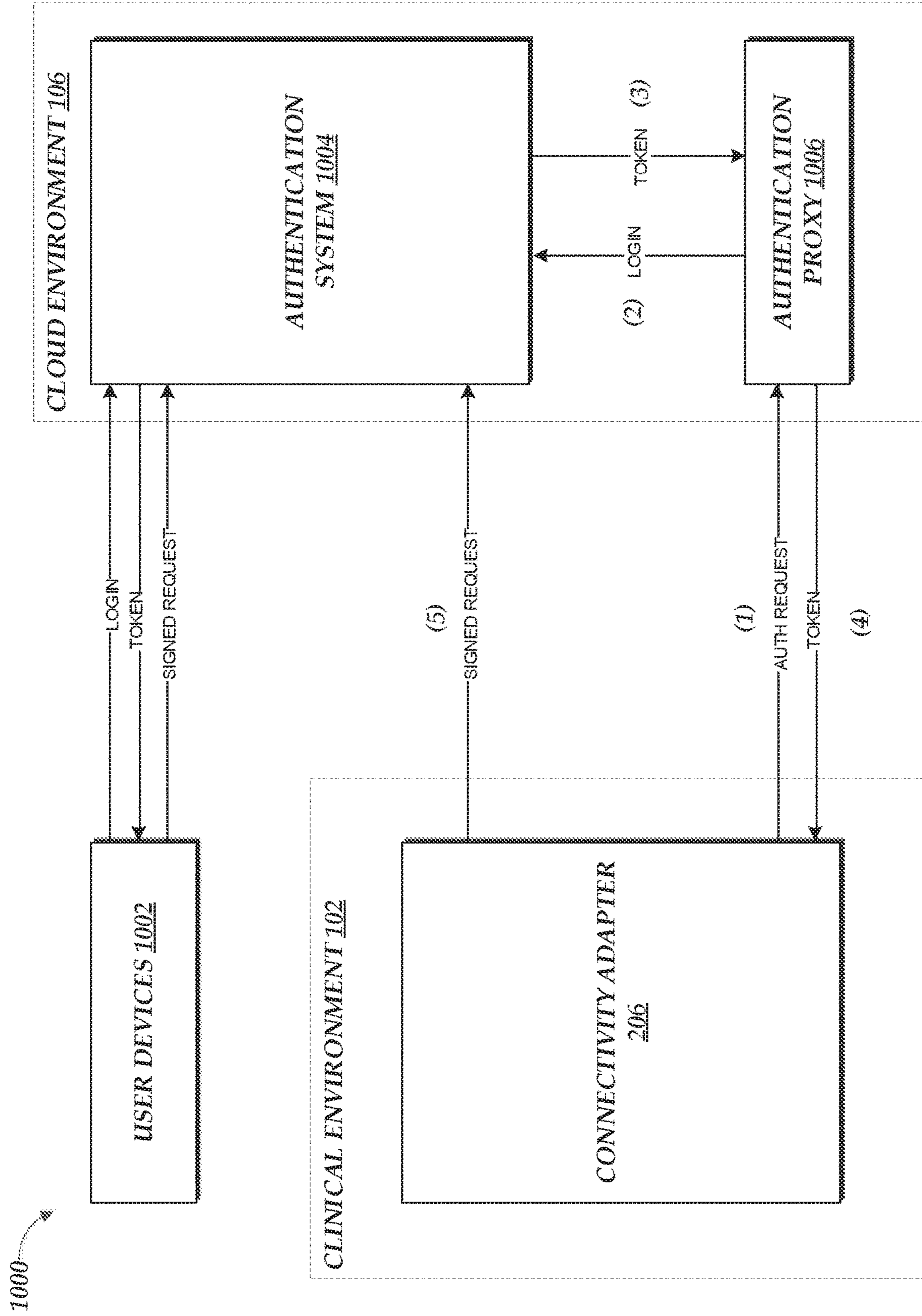


FIG. 10

1100

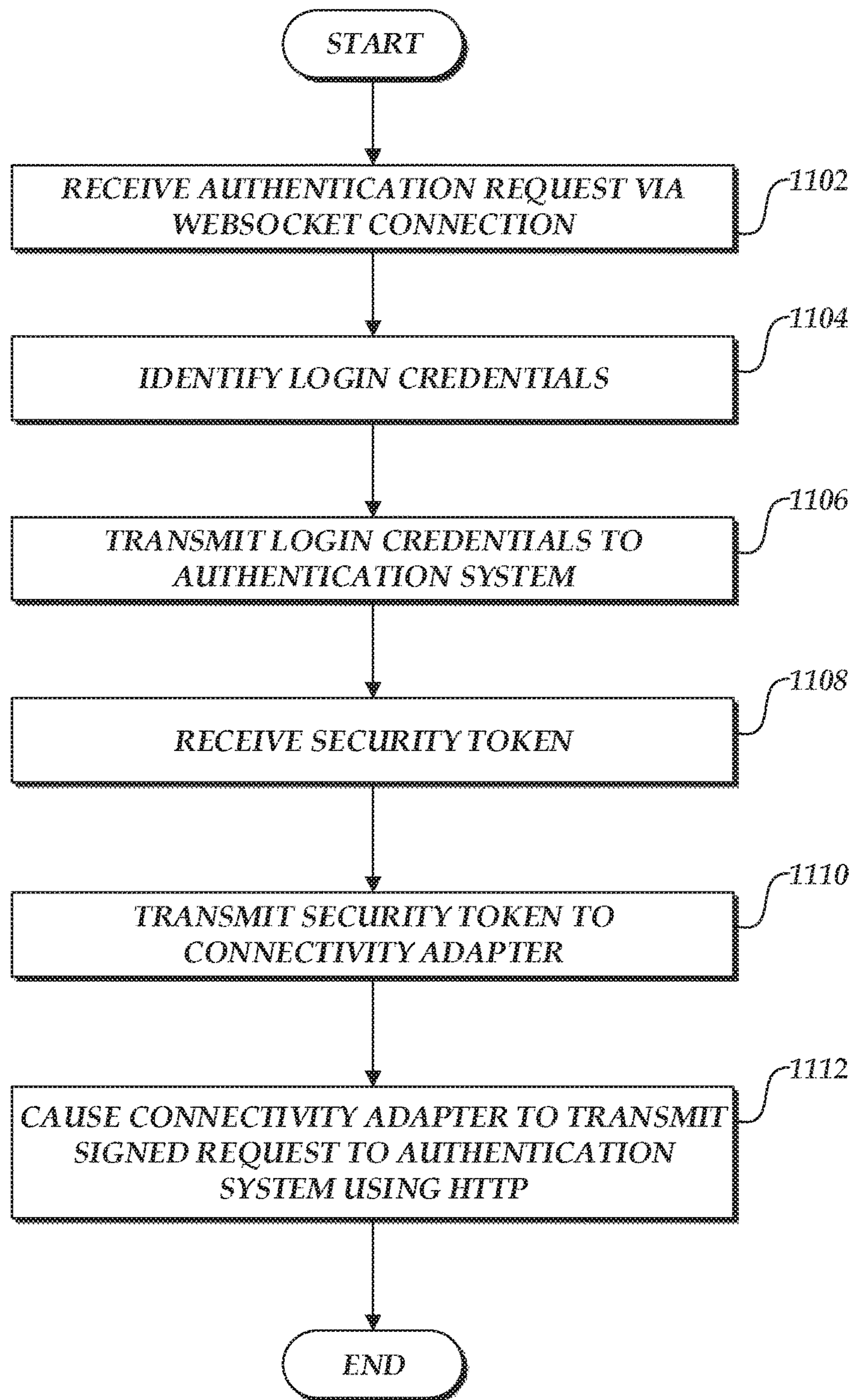


FIG. 11

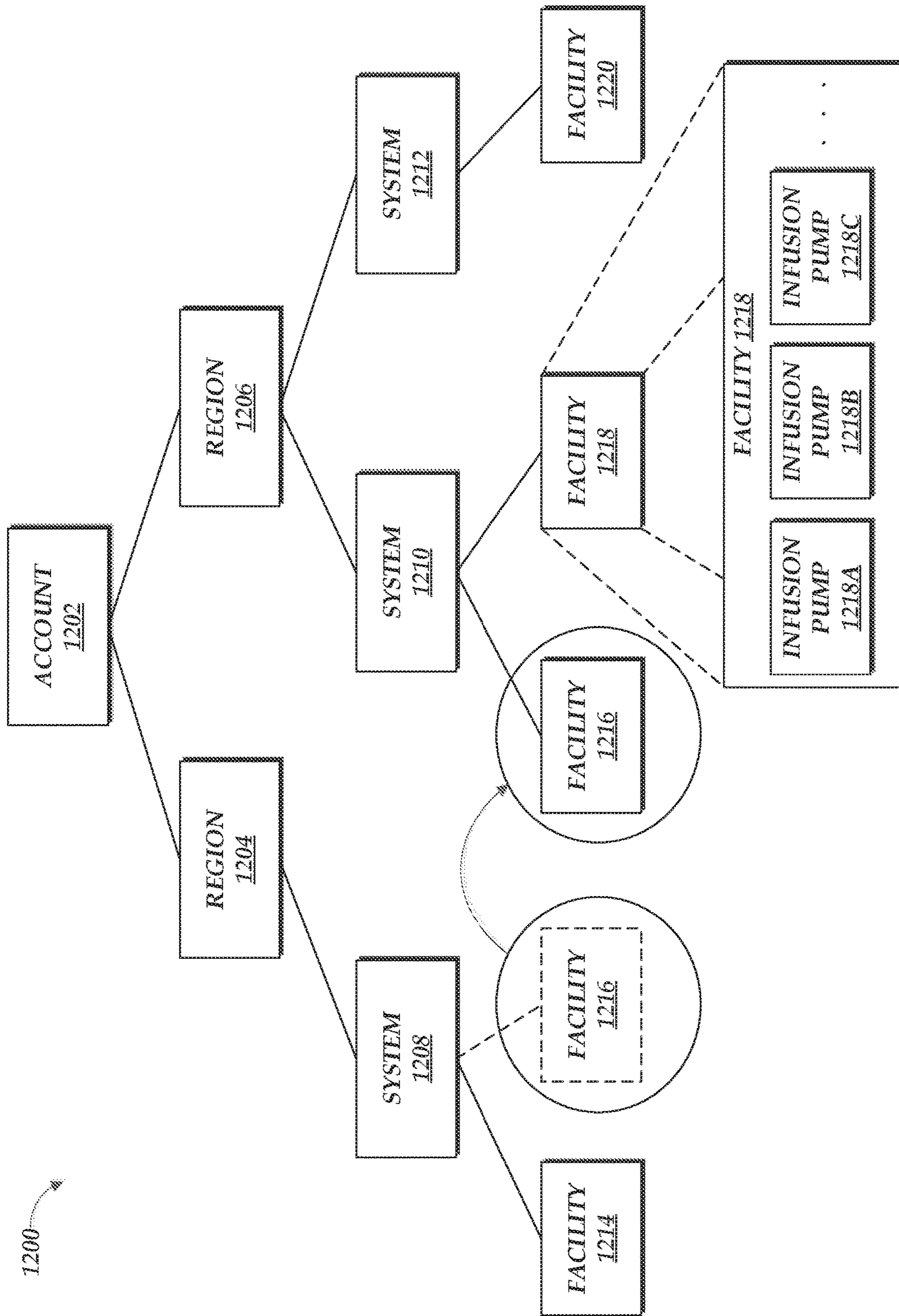


FIG. 12

1300

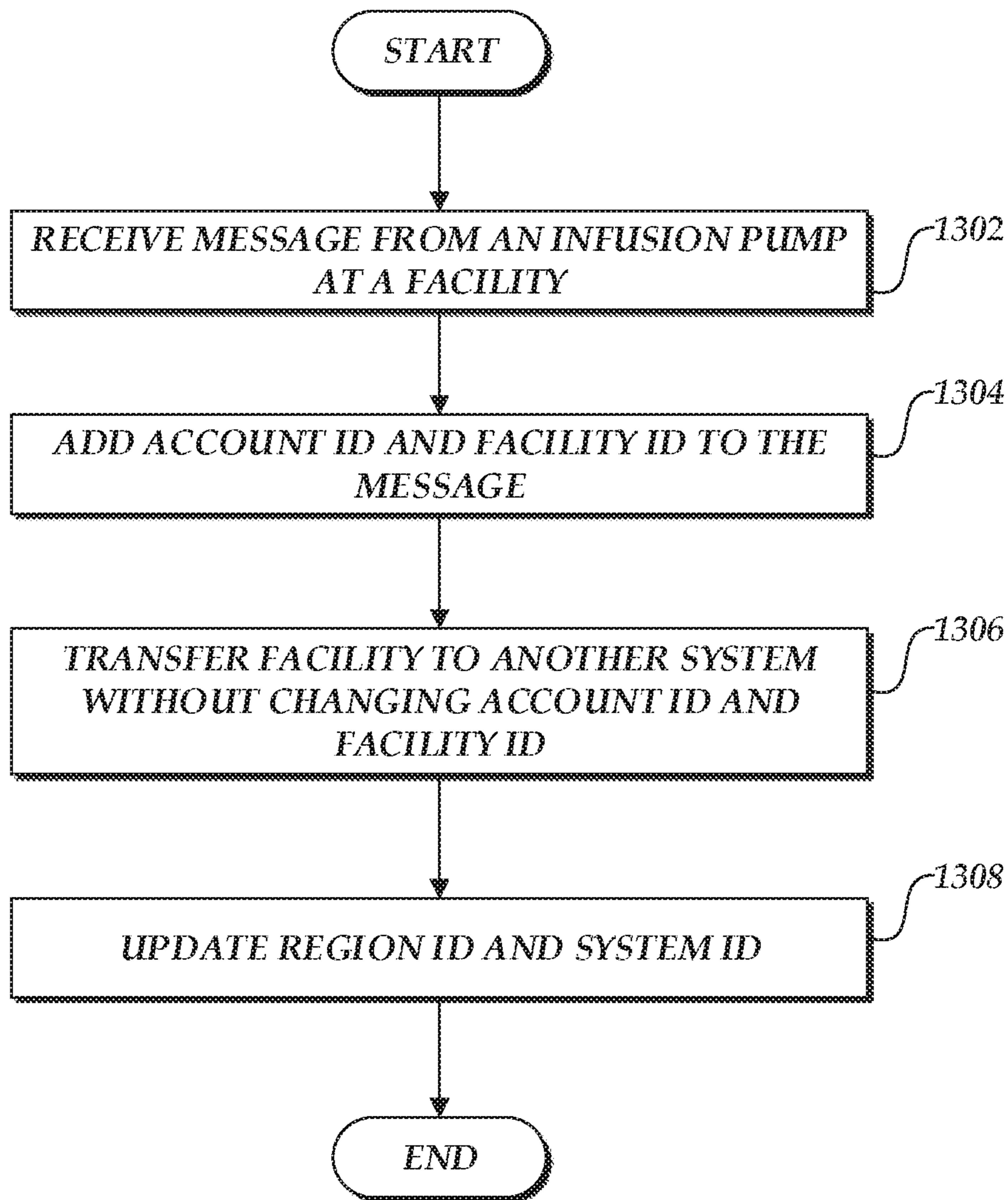


FIG. 13

1

TAGGING PUMP MESSAGES WITH IDENTIFIERS THAT FACILITATE RESTRUCTURING

INCORPORATION BY REFERENCE TO ANY PRIORITY APPLICATIONS

This application is a continuation of International Application No. PCT/US19/41706, filed Jul. 12, 2019 and titled “SYSTEMS AND METHODS FOR FACILITATING CLINICAL MESSAGING IN A NETWORK ENVIRONMENT,” which claims priority to U.S. Provisional Application No. 62/699,499, filed on Jul. 17, 2018 and titled “SYSTEMS AND METHODS FOR FACILITATING CLINICAL MESSAGING IN A NETWORK ENVIRONMENT.” Any and all applications for which a foreign or domestic priority claim is identified in the Application Data Sheet as filed with the present application are hereby incorporated herein by reference in their entirety under 37 CFR 1.57.

TECHNICAL FIELD

This disclosure relates to the field of clinical messaging, and particularly to techniques for facilitating clinical messaging within and across various network environments.

BACKGROUND

Modern medical care often involves the use of medical infusion pumps to deliver fluids and/or fluid medicine to patients. Infusion pumps permit the controlled delivery of fluids to a patient and provide flexible yet controlled delivery schedules. Infusion pumps can communicate with a server configured to manage the infusion statuses of the individual infusion pumps.

SUMMARY

Various techniques for facilitating communication with and across a clinical environment and a cloud environment are described herein. These techniques may include converting pump messages into standardized dataset messages (also referred to herein simply as “messages”), merging the messages into a cache, transmitting the messages to a cloud server, detecting network outages, clearing an outbound queue, detecting missing messages, authenticating a connectivity adapter for cloud access, providing a segmented data structure, among others. These and other embodiments are described in greater detail below with reference to FIGS. 1-13. Although many of the examples are described in the context of a hospital environment including infusion pumps, the techniques described herein can be applied to any network environment including other medical devices (e.g., patient care monitors configured to display blood pressure, heart rate, blood oxygenation, and the like), or non-medical devices, or any combination thereof.

BRIEF DESCRIPTION OF THE DRAWINGS

The embodiments described herein are illustrated by way of example, and not by way of limitation, in the figures of the accompanying drawings in which like references indicate similar elements.

FIG. 1 is a block diagram of an example clinical environment and an example cloud environment in accordance with aspects of the present disclosure.

2

FIG. 2 is a block diagram illustrating components of a clinical environment in accordance with aspects of the present disclosure.

FIG. 3 is a schematic diagram illustrating components of an infusion pump and a connectivity adapter of a clinical environment in accordance with aspects of the present disclosure.

FIG. 4 is a block diagram illustrating components of a cloud environment in accordance with aspects of the present disclosure.

FIG. 5 is a schematic diagram illustrating components of a data flow manager of a cloud environment in accordance with aspects of the present disclosure.

FIG. 6 is a flow diagram illustrating an example method for clearing an outbound queue in accordance with aspects of the present disclosure.

FIG. 7 is a flow diagram illustrating an example method for detecting missing messages in accordance with aspects of the present disclosure.

FIG. 8 is a flow diagram illustrating an example method for merging messages into a cache in accordance with aspects of the present disclosure.

FIG. 9 is a flow diagram illustrating an example method for converting a pump message to a standardized dataset message in accordance with aspects of the present disclosure.

FIG. 10 is a schematic diagram illustrating an example method for authenticating a connectivity adapter using an authentication proxy in accordance with aspects of this disclosure.

FIG. 11 is a flow diagram illustrating an example method for authenticating a connectivity adapter using an authentication proxy in accordance with aspects of this disclosure.

FIG. 12 is a block diagram illustrating a segmented data structure in accordance with aspects of the present disclosure.

FIG. 13 is a flow diagram illustrating an example method for moving data nodes in a segmented data structure in accordance with aspects of this disclosure.

DETAILED DESCRIPTION

Overview of Example Network Environment

FIG. 1 illustrates network environment 100 in which clinical environment 102 communicates with cloud environment 106 via network 104. The clinical environment 102 may include one or more healthcare facilities (e.g., hospitals). The components of the clinical environment 102 are described in greater detail below with reference to FIG. 2. The network 104 may be any wired network, wireless network, or combination thereof. In addition, the network 104 may be a personal area network, local area network, wide area network, over-the-air broadcast network (e.g., for radio or television), cable network, satellite network, cellular telephone network, or combination thereof. For example, the network 104 may be a publicly accessible network of linked networks such as the Internet. For example, the clinical environment 102 and the cloud environment 106 may each be implemented on one or more wired and/or wireless private networks, and the network 104 may be a public network (e.g., the Internet) via which the clinical environment 102 and the cloud environment 106 communicate with each other. The cloud environment 106 may be a cloud-based platform configured to communicate with multiple clinical environments. The cloud environment 106 may include a collection of services, which are delivered via

the network **104** as web services. The components of the cloud environment **106** are described in greater detail below with reference to FIG. **4**.

Components of Clinical Environment

FIG. **2** illustrates the clinical environment **102**, which includes one or more clinical IT systems **202**, one or more infusion pumps **204**, and one or more connectivity adapters **206**. Further, the clinical environment **102** may be configured to provide cloud user interfaces **208** (e.g., generated and provided by the cloud environment **106**). The clinical IT system **202** may include a hospital infusion system (HIS) designed to manage the facilities' operation, such as medical, administrative, financial, and legal issues and the corresponding processing of services. The HIS can include one or more electronic medical record (EMR) or electronic health record (EHR) systems, as well. The infusion pump **204** is a medical device configured to deliver medication to a patient. The connectivity adapter **206** is a network component configured to communicate with other components of the clinical environment **102** and also communicate with the cloud environment **106** on behalf of the other components of the clinical environment **102**. In one embodiment, all messages communicated between the clinical environment **102** and the cloud environment **106** pass through the connectivity adapter **206**. In some cases, the connectivity adapter **206** is a network appliance with limited storage space (e.g., memory and/or persistent storage). The cloud user interfaces **208** may be provided to a user in the clinical environment **102** via a browser application, desktop application, mobile application, and the like. The user may access status reports and other data stored in the cloud environment **106** via the cloud user interfaces **208**.

The components **202-208** illustrated in FIG. **2** may communicate with one or more of the other components in the clinical environment **102**. For example, each of the clinical IT system **202** and the infusion pump **204** may communicate with the connectivity adapter **206** via physical local area network (LAN) and/or virtual LAN (VLAN). Although not shown in FIG. **2**, the clinical environment **102** may include other medical devices and non-medical devices that facilitate the operation of the clinical environment **102**.

Overview of Messaging in the Clinical Environment

FIG. **3** illustrates the messages received, stored, and transmitted by the connectivity adapter **206** in the clinical environment **102**. As shown in FIG. **3**, the infusion pump **204** may include motor controller unit (MCU) **204A** and communications engine (CE) **204B**. Although not shown in FIG. **3**, the infusion pump **204** may include one or more memories and storage media configured to store various instructions, parameters, and/or messages. The connectivity adapter **206** may include transformation worker **206A**, device status manager **206B**, cache **206C**, and outbound queue **206D**. The MCU **204A** may generate and send messages to the CE **204B** for storage and transmission to the connectivity adapter **206**. In some cases, the messages are each associated with a message identifier (ID). In some embodiments, the MCU **204A** is a very small processor (e.g., 12 Mhz) and the CE **204B** is a more powerful processor (e.g., 400 Mhz). Pump messages sent to the connectivity adapter **206** generated by the MCU **204A** may be transformed into a standardized dataset message (e.g., message format used by the connectivity adapter **206** to communicate with the cloud environment **106**, also referred to herein simply as "messages"). In some embodiments, the standardized dataset format may allow multiple messages to be merged into a single standard dataset message that includes all the information included in the multiple mes-

sages. For example, a pump message that indicates the start of an infusion and another pump message that indicates the presence of an air-in-line alarm may occupy different locations within the standardized dataset message. Even though the start-of-infusion message was generated long before the air-in-line-alert message, they may be transmitted together packaged in the standardized dataset message without having to worry about having incomplete information about the infusion pump **204** at any given moment or having to request older messages that have been lost or become unavailable. The device status manager **206B** processes the transformed messages provided by the transformation worker **206A** and merges the data included in the transformed messages into the cache **206C**, which represents the current state of the infusion pump **204**. For example, the cache **206C** may include all of the current parameter values (or to the extent available to the connectivity adapter **206**) at the infusion pumps connected to the connectivity adapter **206** (e.g., power status, infusion status, battery status, network status, infusion start time, volume to be infused, volume infused, dose, and the like). Although not shown in FIG. **3**, the clinical IT system **202** may maintain the identities of the patients assigned to the individual infusion pumps **204** and other data that the connectivity adapter **206** may utilize in order to merge the messages from the pump into the cache **206C**. For example, the client IT system **202** may send instructions for programming the infusion pump **204** for initiating an infusion on a patient, and the instructions may include identifiers such as an infusion ID and a patient ID. Upon receiving a pump message containing the infusion ID, the connectivity adapter **206** can use the infusion ID to determine that the pump message relates to the patient having the patient ID (even when the pump message does not include the patient ID) based on the prior instructions received from the client IT system **202**. The connectivity adapter **206** can then add the information included in the pump message to the cache **206C** along with the patient ID.

The device status manager **206B** also sends the transformed messages to the outbound queue **206D** for transmission to the cloud environment **106**. The messages stored in the outbound queue **206D** may be associated with one or more message IDs. For example, a message can be associated with a single message ID corresponding to the original pump message. In another example, a message can include data from multiple pump messages and therefore include multiple message IDs. The messages transmitted from the outbound queue **206D** to the cloud environment **106** may be stored in the cloud environment **106** for providing reports and other data to a client (e.g., via the cloud user interfaces **208**) and/or for compliance purposes. Additional details regarding the messaging in the clinical environment **102** are provided below.

Components of Cloud Environment

FIG. **4** illustrates the cloud environment **106**, which includes drug library manager (DLM) **402**, report manager **404**, device manager **406**, data flow manager (DFM) **408**, cloud manager (CM) **410**, data analyzer (DA) **412**, and database **414**.

The DLM **402** may provide a set of features and functions involved in the creation and management of drug libraries for use with infusion pumps. These drug libraries may provide user-defined settings for pump configuration and drug infusion error reduction.

The report manager **404** may provide various reporting capabilities for clinically relevant infusion data which users can choose to use for further analysis, such as tracking and trending of clinical practices.

The device manager **406** may oversee and manage the maintenance of infusion pumps, providing users the capability to view and manage asset and operational data. For example, the device manager **406** may schedule drug library and software updates for infusion pumps.

The DFM **408** may facilitate storing, caching, and routing of data between compatible infusion pumps **204**, connectivity adapters **206**, cloud services (e.g., infusion pump management software including modules **402-414** of FIG. **4**), and external systems. For example, the DFM may store infusion and operational data received from infusion pumps, store and cache infusion pump drug libraries and software images, convert and route network messaging between the cloud environment **106** and the clinical environment **102**, convert and route medication order information from a hospital information system to an infusion pump (e.g., auto-programming or smart-pump programming), and/or convert and route alert information and infusion events from infusion pumps to hospital information systems (e.g., alarm/alert forwarding, and auto-documentation, or infusion documentation).

The CM **410** may serve as a general-purpose computing platform for the other modules illustrated in FIG. **4**. Functionally, the CM **410** may be similar to Microsoft Windows® or Linux® operating systems as it provides the following services: networking, computation, user administration and security, storage, and monitoring.

The DA **412** may provide data analytics tools for generating user interfaces and reports based on the data generated and/or received by the other modules illustrated in FIG. **4**.

The database **414** may store data generated and/or received by the modules **402-412** of the cloud environment **106**. Although not illustrated in FIG. **4**, the cloud environment may provide other resources such as processors, memory, disk space, network, etc. The modules **402-412** may be hardware components configured to perform one or more of the techniques described herein. Alternatively, the modules **402-412** may be implemented using software instructions stored in physical storage and executed by one or more processors. Although illustrated as separate components, the modules **402-412** may be implemented as one or more hardware components (e.g., a single component, individual components, or any number of components), one or more software components (e.g., a single component, individual components, or any number of components), or any combination thereof.

In some embodiments, the cloud environment **106** can be implemented using a commercial cloud services provider (e.g., Amazon Web Services®, Microsoft Azure®, Google Cloud®, and the like). In other embodiments, the cloud environment can be implemented using network infrastructure managed by the provider and/or developer of the modules **402-412** shown in FIG. **4**. In some embodiments, the features and services provided by one or more of the modules **402-412** may be implemented on one or more hardware computing devices as web services consumable via one or more communication networks. In further embodiments, one or more of the modules **402-412** are provided by one or more virtual machines implemented in a hosted computing environment. The hosted computing environment may include one or more rapidly provisioned and released computing resources, such as computing devices, networking devices, and/or storage devices.

Overview of Messaging in the Cloud Environment

FIG. **5** illustrates the messages received, stored, and transmitted by the cloud environment **106**. As shown in FIG. **5**, the DFM **408** may include cache **408A** and outbound

queue **408B**. The cache **408A** may store the current state of the infusion pump **204**. For example, the cache **408A** may include all of the current parameter values (or to the extent available to the DFM **408**) at the infusion pump **204** (e.g., power status, infusion status, battery status, network status, infusion start time, volume to be infused, volume infused, dose, and the like). In some cases, the current state stored in the cache **408A** is identical to the current state stored in the cache **206C**. In other cases, the current state stored in the cache **408A** includes additional information not stored in the cache **206C**, or vice versa. For example, the DFM **408** may have access to data sources not accessible (or readily accessible) by the connectivity adapter **206**, and the DFM **408** may have obtained additional data prior to merging the message and the additional data into the cache **408A**. In another example, due to a network outage, the connectivity adapter **206** may have been able to update its own cache **206C** but unable to transmit the relevant messages to the DFM **408**. In such a case, the cloud cache **408A** may include less information than the connectivity adapter cache **206C**. The outbound queue **408B** may include messages to be transmitted to the clinical environment **102**. For example, the outbound queue **408B** can include command messages (e.g., instructions to update the security settings on the connectivity adapter **206**), request messages (e.g., requests for missing messages for logging purposes), etc. In other examples, the outbound queue **408B** may include log requests, drug library updates, software updates, security updates, and the like. In some embodiments, the items in the outbound queue **408B** are less time-sensitive than the items in the outbound queue **206D**. The process of detecting and requesting missing messages from the clinical environment **102** is described in greater detail below with reference to FIG. **7**. In some cases, the data stored in the cache **408A** may be copied or moved to the database **414**.

Generation and Transmission of Pump Messages

Referring back to FIG. **3**, when there is an event at the infusion pump **204** (e.g., the device has been powered on, infusion has been started or finished, an alarm condition has been satisfied, etc.), the MCU **204A** generates a message indicative of such an event and transmits the message to the CE **204B**. Upon receiving one or more messages from the MCU **204A**, the CE **204B** packages the messages received so far into a pump message (e.g., according to a protocol specific to the infusion pump **204**) and transmits the pump message to the connectivity adapter **206**. For example, if multiple messages have been received from the MCU **204A** since the most recent pump message transmitted to the connectivity adapter **206**, the CE **204B** may merge the information included in the multiple messages into a single pump message in accordance with the pump protocol. The pump message transmitted to the connectivity adapter **206** may be reflective of the current state of the infusion pump **204** at the time the pump message is transmitted to the connectivity adapter **206**. In some embodiments, the infusion pumps **204** do not have Internet access and communicate only with the connectivity adapter **206** (e.g., to ensure that Internet connection is not needed for any clinical operations). In other embodiments, the infusion pumps **204** may communicate with network entities other than the connectivity adapter **206** (e.g., the cloud environment **106** via the Internet).

The infusion pump **204** may store its current and prior states (e.g., days, months, or years of messages received from the MCU **204A** or transmitted by the CE **204B**) in data store (not shown) located within the infusion pump **204**. As discussed further below, the connectivity adapter **206** may

process requests from the DFM 408 for pump messages. For example, the DFM 408 may request messages from the infusion pump 204 when the DFM 408 realizes that it is missing one or more pump message. Pump messages can be missed by the DFM 408 during network outages, or other 5 disruptions to network traffic. In such situations, as will be discussed in greater detail below, the DFM 408 can request the missing pump messages from the connectivity adapter 206. The messages from the infusion pump 204 may include one or more parameters. Some of those parameters may be 10 data fields that are overwritten as the parameters are updated. Other parameters are linked lists that include a sequence of past parameter values. For example, fields may be used for statuses such as power status, infusion status, and the like, and linked lists may be used for alerts, ruleset violations, and the like.

Connecting Infusion Pumps to Connectivity Adapter

In the event that the connection between the infusion pump 204 and the connectivity adapter 206 is terminated or otherwise unavailable, the MCU 204A may continue to 20 generate messages and the CE 204B may continue to merge such additional messages into the most current state of the infusion pump 204. Once the connection between the infusion pump 204 and the connectivity adapter 206 is re-established, the CE 204B may transmit a single pump 25 message (or multiple pump messages) that reflects all of the messages received from the MCU 204A during the time of lost connectivity. For example, if the CE 204B, during the time of lost connectivity, received a message that indicates that the power status changed to “on” and subsequently received another message that indicates that the infusion 30 status changed to “on,” the CE 204B may generate a pump message that has two key-value pairs, “power status=on” and “infusion status=on.” In other cases, these messages may be transmitted to the connectivity adapter 206 as 35 separate pump messages.

In some embodiments, when the infusion pump 204 is turned on after being off for a period of time, or upon the connection between the infusion pump 204 and the connectivity adapter 206 being re-established, the infusion pump 40 204 sends all of the available, unsent messages or data to the connectivity adapter 206. In some cases, such an approach may overload the internal network of the clinical environment 102 (e.g., if 500 infusion pumps 204 came back online after being offline for weeks). Thus, in some cases, the connectivity adapter 206 may deliberately reject such pump 45 messages to reduce the network load, and have the infusion pumps 204 re-send the pump messages at a later time. The infusion pumps 204 may adopt a schedule for re-sending rejected pump messages that further reduces the network load (e.g., exponential back-offs where each retry is performed after a longer wait period, randomization where the back-offs are not strictly exponential and include random 50 temporal variations, a combination of exponential back-offs and randomization, etc.).

By analyzing the pump messages received from the infusion pump 204, the connectivity adapter 206 may determine that it has missed one or more messages that it should have received (e.g., due to older data being overwritten in the pump message). For example, if the connectivity adapter 206 receives a pump message that indicates that the power 60 state of the infusion pump 204 has gone from “sleep” to “on,” where the information in the cache 206C indicates that the most recent power state of the infusion pump 204 was “on.” By comparing the pump message and the information 65 in the cache 206C, the connectivity adapter 206 can determine that it must have missed a pump message that indicates

that the power state of the infusion pump 204 was changed from “on” to “sleep.” In some cases, the connectivity adapter 206 requests these missing messages from the infusion pump 204 immediately. In other cases, the connectivity adapter 206 requests these missing messages at a later 5 time (e.g., when the network activity is light or below a threshold). In some cases, the connectivity adapter 206 determines missing pump messages based on message IDs that are not in sequence. For example, pump messages may include message IDs that are sequential (such that one pump 10 message generated immediately subsequently to another pump message has a message ID that immediately follows the message ID of said another message in a predetermined sequence of numbers or identifiers). In such a case, upon 15 processing pump messages having message IDs 100050 and 100055 in a row, the connectivity adapter 206 may determine that pump messages having message IDs 100051-100054 were deleted, overwritten, or lost.

Transformation of Pump Messages

The transformation worker 206A receives the pump messages and converts it to a standardized message format (e.g., 20 standardized dataset messages used for transmitting information within and across the clinical environment 102 and the cloud environment 106). In some embodiments, the standardized dataset message can be a collection or envelope of messages that are each a key-value pair. For example, the 25 standardized dataset message may include one key-value pair that says “message ID=100015,” another key-value pair that says “power status=on,” and another key-value pair that says “volume to be infused=5 mL.” In some cases, the standardized dataset message may include one or more keys having no value or having default values (e.g., “alarm 30 count=0,” or “battery status=unknown”). Depending on the pump protocol associated with the pump message, the same information may be located in different parts of the pump message. The transformation worker 206A identifies the data included in the pump messages based on the pump 35 protocol and places the data into the appropriate locations of a standardized dataset message. For example, based on the pump protocol, the transformation worker 206A extracts the power state of the infusion pump 204 and places the power state information in the standardized dataset message, which 40 also includes information other than the power state. For example, all parameters or key-value pairs in the standardized dataset message other than those specified by the pump message may be set to default values. In some cases, such 45 parameters or key-value pairs are left blank. Similarly, when requests are sent to the infusion pump 204, the transformation worker 206A transforms the standardized dataset message into a pump message understood by the infusion pump 50 204. In some embodiments, the transformation worker 206A may be implemented using a ruleset engine. In one embodiment, using a ruleset engine advantageously does not require the transformation worker 206A to be rebooted when a new 55 infusion pump or a new pump protocol is added. For example, the ability to be able to translate pump messages in a new pump protocol can be implemented as a configuration file that can be added to the connectivity adapter 206, where the configuration file allows the transformation 60 worker 206A to be able to receive and process pump messages in the new pump protocol. Once the configuration file is added to the connectivity adapter 206, the transformation worker 206A can begin transforming such pump messages into the standardized dataset messages for further 65 processing by the device status manager 206B. In some cases, if the transformation worker 206A does not recognize a pump message or the protocol used by the pump message

or otherwise cannot process the pump message, the transformation worker **206A** stores the pump message in the connectivity adapter **206** and transforms the pump message upon the transformation mapping for the pump protocol becoming available.

The transformation worker **206A** may further include hints in the header of the standardized dataset message. The hints indicate to the device status manager **206B** which portions of the standardized dataset message contain new information and should thus be accessed by the device status manager **206B** and merged into the cache **206C**. Based on the hints, the device status manager **206B** can refrain from having to process the entire standardized dataset message generated by the transformation worker **206A**. For example, the standardized dataset message may have a hierarchical tree structure having five categories of pump parameters, where each category includes multiple pump parameters or sub-categories having multiple parameters. If only a parameter in one of the categories includes new information, the transformation worker **206A** may set a binary flag associated with that category to 1 and the binary flags associated with the remaining categories to 0 to indicate that the four categories do not include any new information. A given standardized dataset message may include a single hint indicating the location of the single piece of new information. Alternatively, the standardized dataset message may include multiple hints indicating the multiple locations where new information is provided.

Caching in Connectivity Adapter

The device status manager **206B** takes the message received from the transformation worker **206A** and “merges” the message into the cache **206C**. Merging a message into the cache may include updating the data stored in the cache **206C** based on the information included in the message. In some cases, the message may include information that prompts the device status manager **206B** to access additional information from other databases or sources and adding such additional information to the cache **206C**. For example, based on the infusion ID provided in the message, the device status manager **206B** may access the identity of the patient associated with the infusion pump having the infusion ID and store that information in the cache **206C**. As another example, the device status manager **206B** may access the clinical IT system **202** or the cloud environment **106** for additional information that can be stored in the cache **206C**. Accordingly, information from multiple data sources may be merged into the cache **206C** in response to the pump messages received from the infusion pump **204**. In yet another example, in the event that the information needed by the device status manager **206B** is in the cloud environment **106** (e.g., the pump message references a drug library that is not yet stored in the clinical environment **102**), the device status manager **206B** merges the message into the cache **206C** and places the message in the outbound queue **206D** without accessing the cloud environment **106** (e.g., to make the message more complete based on the information in the cloud environment **106**). In such a case, the DFM **408** may, upon receiving the message, access the necessary information, fill in the missing information in the message, and merge the message into the cache **408A**. In some cases, the device status manager **206B** may add information to the message (e.g., facility ID, account ID, etc.) before (or after) merging the message into the cache **206C**.

The cache **206C** may store the current state of the individual infusion pumps **204** configured to communicate with the connectivity adapter **206**. As additional messages are received from the infusion pumps **204**, the device status

manager **206B** updates the current state stored in the cache **206C** to reflect the changes made by the messages from the infusion pumps **204**. In some embodiments, the device status manager **206B** determines whether the message received from the transformation worker **206A** is a live message or an historical message. A live message includes messages that are transmitted to the connectivity adapter **206** based on a new event at the infusion pump **204**. An historical message includes messages that are transmitted to the connectivity adapter **206** based on a prior event at the infusion pump **204**. Historical messages may be transmitted at the request of the connectivity adapter **206**. The device status manager **206B** is configured to merge the message into the cache **206C** upon determining that the message is a live message (and alternatively, refrain from merging the message into the cache **206C** upon determining that the message is an historical message). The cache **206C** may be implemented using an in-memory cache (e.g., Redis) or other storage devices.

In some cases, the messages sent to the cloud environment **106** are copies of the current state of the infusion pump **204** stored in the cache **206C** at the time the messages are sent to the cloud environment **106**. In other cases, the messages sent to the cloud environment **106** may not include all the parameters included in the current state of the infusion pump **204** stored in the cache **206C**. For example, the messages sent to the cloud environment **106** only includes information that might not be stored in the cloud environment **106**. In some cases, the device status manager **206B** does not include in the message transmitted to the cloud environment **106** at least some of the information in the cache **206C** if such information is otherwise available to the cloud environment **106**. In another example, the message may include a log request, which is not intended to reflect the current state of an infusion pump. Such a log request may include a flag that indicates that the message is a log request and a parameter identifying the requested information.

Outbound Queues

Once a message has been merged into the cache **206C**, the device status manager **206B** adds the message to the outbound queue **206D** for transmission to the cloud environment **106**. In some embodiments, the device status manager adds the message to the outbound queue **206D** regardless of whether the connectivity adapter **206** is connected to the cloud environment **106**. The connectivity adapter **206** may include a separate outbound queue for transmitting messages to the clinical IT system **202**.

The connectivity adapter **206** may include a service that picks up the messages stored in the outbound queue **206D** and tries to route them to the appropriate endpoints. Such a service may determine whether the connectivity adapter **206** is connected to the cloud environment **106** or not. As will be further described below, such a service may determine whether the messages in the outbound queue **206D** should be kept in the outbound queue **206D** or removed from the outbound queue **206D**.

Network Outages

The clinical environment **102** may be designed such that clinical functions of the clinical environment **102** continue to operate normally even during Internet outages or loss of connectivity to the cloud environment **106**. Thus, in some embodiments, clinical functions do not rely on connectivity to the cloud environment **106** or information to be requested and received from the cloud environment **106**. However, in some cases, the messages stored in the outbound queue **206D** may be held in the outbound queue **206D** (e.g., in the event of network jitter or momentary loss of connection) or removed from the outbound queue **206D** (e.g., in the event

of prolonged outage or after the outbound queue 206D becomes full) during an Internet or network outage.

For example, upon determining that the connection to the cloud environment 106 has been terminated or otherwise become unavailable, the connectivity adapter 206 may determine whether the outbound queue 206D includes any messages to be transmitted to the cloud environment 106 and discard one or more of the messages from the outbound queue 206D. For example, in the event of a prolonged outage, there may be a large number of messages in the outbound queue 206D, which may overload the network. For example, the large number of messages in the outbound queue 206D may delay transmission of time-sensitive alerts and may even include messages that are no longer relevant due to the length of the network outage. To prevent such issues, some of the messages in the outbound queue 206D may be removed without transmitting them to the cloud environment 106. In such cases, the cloud environment 106 will request those “missing” messages at a later time. In some embodiments, the messages in the outbound queue are discarded based on time (e.g., after being in the outbound queue for a specific amount of time). Alternatively, the determination of whether to discard one or more messages may be based on the size of the outbound queue. For example, the outbound queue may be fixed in size, and the oldest message is discarded upon a new message being added to the outbound queue that is full. For example, the messages may be discarded based on a first-in first-out (FIFO) manner. In some cases, the connectivity adapter 206 starts removing messages from the outbound queue 206D only after the outbound queue 206D reaches a threshold message size.

Outbound Queue Clearing Method

With reference now to FIG. 6, an example outbound queue clearing method 600 will be described. Since the connectivity adapter 206 does not have unlimited resources, during a network outage, the connectivity adapter 206 cannot let unsent messages pile up in the outbound queue 206D indefinitely. Further, as discussed above, having to send old messages that have been in the outbound queue 206D for a long time and no longer relevant may reduce network performance and interfere with transmission of messages that are more relevant. The example method 600 may be carried out, for example, by the connectivity adapter 206 of FIG. 3 (or one or more components thereof). The method 600 illustrates an example algorithm that may be programmed, using any suitable programming environment or language, to create machine code capable of execution by a CPU or microcontroller. Various embodiments may be coded using assembly, C, OBJECTIVE-C, C++, JAVA, or other human-readable languages and then compiled, assembled, or otherwise transformed into machine code that can be loaded into read-only memory (ROM), erasable programmable read-only memory (EPROM), or other recordable memory that is coupled to the CPU or microcontroller and then executed by the CPU or microcontroller. For example, when the method 600 is initiated, a set of executable program instructions stored on one or more non-transitory computer-readable media (e.g., hard drive, flash memory, removable media, etc.) may be loaded into memory (e.g., random access memory or “RAM”) of a computing device of the clinical environment 102 and/or the cloud environment 106. The executable instructions may then be executed by a hardware-based computer processor (e.g., a central processing unit or “CPU”) of the computing device. In some embodiments, the method 600 or portions thereof may be implemented on multiple processors, serially

or in parallel. For convenience, the steps of the example method 600 are described as being performed by the connectivity adapter 206.

At block 602, the connectivity adapter 206 transmits one or more messages to the cloud environment 106. As discussed above, the transmitted messages may be processed by the DFM 408 in the cloud environment 106 and merged into the cloud cache 408A.

At block 604, the connectivity adapter 206 detects a network outage. For example, the connectivity adapter 206 may detect the outage based on not having received during a specific time window an acknowledgement of receipt of a message transmitted to the cloud environment 106. In some other cases, the connectivity adapter 206 may detect the outage based on its ping receiver not receiving any pings from the cloud environment 106 during a specific time window. In yet other cases, the connectivity adapter 206 may detect the outage based on receiving a message that the connection to the cloud environment 106 has been terminated. In some cases, the connectivity adapter 206 does not determine whether there is a network outage and tries to transmit a given message to the cloud environment 106 until an acknowledgement signal is received for the receipt of the given message. In such cases, the given message may remain in the outbound queue 206D until the message is successfully transmitted to the cloud environment 106 or otherwise removed from the outbound queue 206D (e.g., as discussed with reference to block 606).

At block 606, the connectivity adapter 206 clears stale messages from the outbound queue 206D. For example, stale messages may include messages associated with a pump event that is older than a threshold amount of time. In another example, stale messages may include messages that have been in the outbound queue 206D for more than a threshold amount of time. In some cases, the threshold amount of time may be pump-specific or pump-event-type-specific. For example, time-sensitive events may have a shorter threshold amount of time. In yet another example, a stale message may include a message that has been in the outbound queue 206D for the longest period of time (e.g., first in). In some cases, the connectivity adapter 206 may not clear or remove messages from the outbound queue 206D unless the outbound queue 206D is full.

At block 608, the connectivity adapter 206 determines whether the connectivity adapter 206 is connected to the cloud environment 106. Upon determining that the connectivity adapter 206 is not connected to the cloud environment 106, the connectivity adapter 206 proceeds to block 606 to clear any stale messages in the outbound queue 206D. Upon determining that the connectivity adapter 206 is connected to the cloud environment 106, the connectivity adapter 206 proceeds to block 610.

At block 610, the connectivity adapter 206 transmits any remaining messages received during the network outage and still stored in the outbound queue 206D (e.g., not deleted as stale).

In the method 600, one or more of the blocks shown in FIG. 6 may be removed (e.g., not performed) and/or the order in which the method 600 is performed may be switched. In some embodiments, additional blocks may be added to the method 600. The embodiments of the present disclosure are not limited to or by the example shown in FIG. 6, and other variations may be implemented without departing from the spirit of this disclosure.

Missing Messages

In some embodiments, each message generated by the MCU 204A is associated with a unique message ID. In other

embodiments, each pump message generated by the CE 204B is associated with a unique message ID. In yet other embodiments, each standardized dataset message generated by the transformation worker is associated with a unique message ID. These message IDs may follow a predetermined sequence, and based on one or more combinations of these message IDs, the DFM 408 processing the messages from the connectivity adapter 206 may determine whether one or more messages are missing (e.g., have been generated but not received by the DFM 408). For example, upon determining that a message having a message ID of 10010 was immediately followed by a message having a message ID of 10016, the DFM 408 may determine that messages having message IDs 10011-10015 were not received and therefore missing. In some cases, the DFM 408 may be aware of periodic or scheduled messages expected to be received from the connectivity adapter 206. Upon determining that such messages were not received according to the schedule, the DFM 408 may request such messages from the connectivity adapter 206.

Upon determining that the DFM 408 is missing one or more events or messages, the DFM 408 may generate a request for such messages and store the request in the outbound queue 408B for transmission to the connectivity adapter 206. In some embodiments, the request is in the standardized dataset format and includes a flag having a value indicating that the request is a log retrieval request and not live data. A single log retrieval request may identify multiple messages to be requested from the infusion pump 204. Upon receiving the log retrieval requests from the cloud environment 106, the connectivity adapter 206 may transform the requests to one or more messages in the pump protocol and send to the infusion pump 204. Alternatively, the connectivity adapter 206 may throttle the requests based on the network load or condition of the clinical environment 102.

Missing Message Detection Method

With reference now to FIG. 7, an example missing message detection method 700 will be described. The example method 700 may be carried out, for example, by the DFM 408 of FIG. 5 (or one or more components thereof). The method 700 illustrates an example algorithm that may be programmed, using any suitable programming environment or language, to create machine code capable of execution by a CPU or microcontroller. Various embodiments may be coded using assembly, C, OBJECTIVE-C, C++, JAVA, or other human-readable languages and then compiled, assembled, or otherwise transformed into machine code that can be loaded into read-only memory (ROM), erasable programmable read-only memory (EPROM), or other recordable memory that is coupled to the CPU or microcontroller and then executed by the CPU or microcontroller. For example, when the method 700 is initiated, a set of executable program instructions stored on one or more non-transitory computer-readable media (e.g., hard drive, flash memory, removable media, etc.) may be loaded into memory (e.g., random access memory or "RAM") of a computing device of the clinical environment 102 and/or the cloud environment 106. The executable instructions may then be executed by a hardware-based computer processor (e.g., a central processing unit or "CPU") of the computing device. In some embodiments, the method 700 or portions thereof may be implemented on multiple processors, serially or in parallel. For convenience, the steps of the example method 700 are described as being performed by the DFM 408.

At block 702, the DFM 408 receives messages from the connectivity adapter 206. As discussed above, the messages may reflect the current state of the infusion pumps 204 connected to the connectivity adapter 206 and may be in the standardized dataset format.

At block 704, the DFM 408 detects missing messages. For example, the DFM 408 may detect one or more missing messages based on missing message IDs (i.e. after receiving a message with a message ID that does not immediately follow the message ID of the immediately prior message).

At block 706, the DFM 408 generates a request for the missing messages for transmission to the connectivity adapter 206. For example, the DFM 408 may wait until the number of missing messages reaches a threshold number (e.g., for a single pump or for a single connectivity adapter), and request the missing messages in bulk (e.g., under a single request). The generated request may be added to the outbound queue 408B.

At block 708, the DFM 408 transmits the request to the connectivity adapter 206. Upon receiving the request, the connectivity adapter 206 may generate a corresponding request for the requested messages for transmission to the infusion pump 204.

In the method 700, one or more of the blocks shown in FIG. 7 may be removed (e.g., not performed) and/or the order in which the method 700 is performed may be switched. In some embodiments, additional blocks may be added to the method 700. The embodiments of the present disclosure are not limited to or by the example shown in FIG. 7, and other variations may be implemented without departing from the spirit of this disclosure.

Merging Messages into Cloud Cache

The DFM 408 may merge the messages received from the connectivity adapter 206 into the cache 408A. In some cases, the DFM 408 merges a message into the cache 408A upon determining that the current time is within a threshold time period from the time associated with the message. For example, the DFM 408 may determine that a message associated with an alert generated 5 hours ago was received too late for the message to be merged into the cache 408A and refrain from merging the message into the cache 408A. In some embodiments, all data stored in the cloud cache 408A are received from the connectivity adapter 206, and the cloud cache 408A does not include any data that is not in the connectivity adapter 206 or was not previously processed by the connectivity adapter 206. In other embodiments, the cloud cache 408A stores drug library information, software update information, and the like that may not be in the connectivity adapter cache 206C. In some embodiments, the DFM 408 pre-processes a portion of the data stored in the cache 408A and/or pre-generates user interface data that may be requested by the clinical environment 102 and stores them in the cache 408A for faster access.

Message Merging and Caching Method

With reference now to FIG. 8, an example message merging and caching method 800 will be described. The example method 800 may be carried out, for example, by the DFM 408 of FIG. 5 (or one or more components thereof). The method 800 illustrates an example algorithm that may be programmed, using any suitable programming environment or language, to create machine code capable of execution by a CPU or microcontroller. Various embodiments may be coded using assembly, C, OBJECTIVE-C, C++, JAVA, or other human-readable languages and then compiled, assembled, or otherwise transformed into machine code that can be loaded into read-only memory (ROM), erasable programmable read-only memory (EPROM), or other

recordable memory that is coupled to the CPU or microcontroller and then executed by the CPU or microcontroller. For example, when the method **800** is initiated, a set of executable program instructions stored on one or more non-transitory computer-readable media (e.g., hard drive, flash memory, removable media, etc.) may be loaded into memory (e.g., random access memory or “RAM”) of a computing device of the clinical environment **102** and/or the cloud environment **106**. The executable instructions may then be executed by a hardware-based computer processor (e.g., a central processing unit or “CPU”) of the computing device. In some embodiments, the method **800** or portions thereof may be implemented on multiple processors, serially or in parallel. For convenience, the steps of the example method **800** are described as being performed by the DFM **408**.

At block **802**, the DFM **408** receives a message from the connectivity adapter **206**. As discussed above, the message may reflect the current state of the infusion pump **204** connected to the connectivity adapter **206** and may be in the standardized dataset format.

At block **804**, the DFM **408** merges the message into the cache **408A**. In some cases, the DFM **408** determines whether the message is relevant to any potential UI generation requests (e.g., may be used to generate a UI provided to the clinical environment **102**). Based on determining that the message is relevant to a potential UI generation request, the DFM **408** may merge the message into the cache **408A**. Alternatively, based on determining that the message is not relevant to a potential UI generation request, the DFM **408** may refrain from merging the message into the cache **408A** and merge the message into a database (e.g., database **414**). In other embodiments, the DFM **408** may merge the message into the cache **408A**, and remove the information included in the message from the cache **408A** to the database **414** based on a determination that the message is not relevant to a potential UI generation request (e.g., after a specific time window).

At block **806**, the DFM **408** receives a request to generate a user interface (e.g., from the clinical environment **102**). The user interface data to be generated may be based on information previously provided by the connectivity adapter **206** (e.g., pump status, infusion status, power status, etc.).

At block **808**, the DFM **408** accesses the cache **408A** for information to be used for generating the user interface. For example, the information may include the current state of a single infusion pump, multiple infusion pumps in communication with a single connectivity adapter at a single facility, multiple infusion pumps in communication with multiple connectivity adapters at a single facility, multiple infusion pumps at multiple facilities, or any combination thereof.

At block **810**, the DFM **408** provides the information accessed from the cache **408A** to other services such as the report manager **404** or the device manager **406**. Such services may generate the user interface and transmit the generated user interface to the clinical environment **102** (e.g., for presentation via the cloud user interface **208**). In some cases, the requested user interface data are pre-generated by such services and stored in the cache **408A**. In such cases, the such services can simply access and transmit the user interface data stored in the cache **408A** to the clinical environment **102** or update the user interface data stored in the cache **408A** before transmitting them to the clinical environment **102**.

In the method **800**, one or more of the blocks shown in FIG. **8** may be removed (e.g., not performed) and/or the

order in which the method **800** is performed may be switched. In some embodiments, additional blocks may be added to the method **800**. The embodiments of the present disclosure are not limited to or by the example shown in FIG. **8**, and other variations may be implemented without departing from the spirit of this disclosure.

Pump Message Conversion Method

With reference now to FIG. **9**, an example pump message conversion method **900** connectivity adapter **206** of FIG. **3** (or one or more components thereof). The method **900** illustrates an example algorithm that may be programmed, using any suitable programming environment or language, to create machine code capable of execution by a CPU or microcontroller of the connectivity adapter **206**. Various embodiments may be coded using assembly, C, OBJECTIVE-C, C++, JAVA, or other human-readable languages and then compiled, assembled, or otherwise transformed into machine code that can be loaded into read-only memory (ROM), erasable programmable read-only memory (EPROM), or other recordable memory of connectivity adapter **206** that is coupled to the CPU or microcontroller and then executed by the CPU or microcontroller. For example, when the method **900** is initiated, a set of executable program instructions stored on one or more non-transitory computer-readable media (e.g., hard drive, flash memory, removable media, etc.) may be loaded into memory (e.g., random access memory or “RAM”) of a computing device of the clinical environment **102** and/or the cloud environment **106**. The executable instructions may then be executed by a hardware-based computer processor (e.g., a central processing unit or “CPU”) of the computing device. In some embodiments, the method **900** or portions thereof may be implemented on multiple processors, serially or in parallel. For convenience, the steps of the example method **900** are described as being performed by the transformation worker **206A**.

At block **902**, the transformation worker **206A** detects a new type of infusion pump that uses a new pump protocol. For example, the transformation worker **206A** may check the device ID or protocol ID associated with the infusion pump and determine that the device ID or protocol ID does not match a predetermined list of device IDs or protocol IDs.

At block **904**, the transformation worker **206A** generates a connector (e.g., a software module or a set of computer executable instructions) for converting messages in the new pump protocol to the standardized dataset messages. For example, the transformation worker **206A** may download a new configuration file that can be used to implement the connector from the cloud environment **106**. Alternatively, the transformation worker **206A** may access the parameters included in a message in the new pump protocol and compare the parameters to the parameters in a standardized dataset message to generate a mapping between the two sets of parameters.

At block **906**, the transformation worker **206A** adds the connector between one or more infusion pumps using the new pump protocol. For example, the transformation worker **206A** may add the protocol ID to the list of mappings that the transformation worker **206A** is configured to perform. The transformation worker **206A** may add the protocol ID to the list of mappings that the transformation worker **206A** checks for upon receiving a pump message.

At block **908**, the transformation worker **206A** converts a message from the infusion pump using the new pump protocol to a standardized dataset message using the connector.

At block 910, the transformation worker 206A processes the converted message. For example, the transformation worker 206A may send the message to the device status manager 206B to be merged into the cache 206C and/or added to the outbound queue 206D.

In the method 900, one or more of the blocks shown in FIG. 9 may be removed (e.g., not performed) and/or the order in which the method 900 is performed may be switched. In some embodiments, additional blocks may be added to the method 900. The embodiments of the present disclosure are not limited to or by the example shown in FIG. 9, and other variations may be implemented without departing from the spirit of this disclosure.

Cloud Authentication Via Proxy

FIG. 10 illustrates a computing environment 1000 including user device 1002, the clinical environment 102 including the connectivity adapter 206, and the cloud environment 106 including authentication system 1004 and authentication proxy 1006. As shown in FIG. 10, the authentication system 1004 may be configured to authenticate users based on login requests from the user devices 1002, and provide cloud services to user devices 1002 that are successfully authenticated. In such cases, the user device 1002 may own user accounts created by the authentication system 1004 and provide the login credentials for the user accounts each time accessing the cloud services provided by the cloud environment 106.

In some cases, the connectivity adapter 206 may be a network appliance and may lack the capability of managing and maintaining its own user account. In such cases, the connectivity adapter 206 may send an authentication request to the authentication proxy 1006 (e.g., via a connection such as a secured and authenticated WebSocket connection or another other TCP connection), and the authentication proxy 1006 may provide login credentials to the authentication system 1004 on behalf of the connectivity adapter 206 and receive a security token that can be used by the connectivity adapter 206 to generate a signed request. The connectivity adapter 206 may send the signed request to the authentication system 1004 (e.g., using HTTP), just as the authenticated user devices 1002 do in FIG. 10. In some cases, the connection between the connectivity adapter 206 and the authentication proxy 1006 utilize a different communications protocol (e.g., WebSocket) than the connection between the connectivity adapter 206 and the authentication system 1004 (e.g., HTTP). By using the authentication proxy 1006, the connectivity adapter can utilize the cloud services provided by the cloud environment 106 without having to manage user accounts or login credentials. The authentication proxy 1006 may maintain one or more user accounts per clinical environment account.

Connectivity Adapter Authentication Method

With reference now to FIG. 11, an example connectivity adapter authentication method 1100 will be described. The example method 1100 may be carried out, for example, by the authentication proxy 1006 of FIG. 10. The method 1100 illustrates an example algorithm that may be programmed, using any suitable programming environment or language, to create machine code capable of execution by a CPU or microcontroller. Various embodiments may be coded using assembly, C, OBJECTIVE-C, C++, JAVA, or other human-readable languages and then compiled, assembled, or otherwise transformed into machine code that can be loaded into read-only memory (ROM), erasable programmable read-only memory (EPROM), or other recordable memory that is coupled to the CPU or microcontroller and then executed by the CPU or microcontroller. For example, when

the method 1100 is initiated, a set of executable program instructions stored on one or more non-transitory computer-readable media (e.g., hard drive, flash memory, removable media, etc.) may be loaded into memory (e.g., random access memory or "RAM") of a computing device of the clinical environment 102 and/or the cloud environment 106. The executable instructions may then be executed by a hardware-based computer processor (e.g., a central processing unit or "CPU") of the computing device. In some embodiments, the method 1100 or portions thereof may be implemented on multiple processors, serially or in parallel. For convenience, the steps of the example method 1100 are described as being performed by the authentication proxy 1006.

At block 1102, the authentication proxy 1006 receives an authentication request from the connectivity adapter 206 via a secured and authenticated WebSocket connection. For example, the WebSocket connection may be the connection via which the connectivity adapter 206 transmits messages to the cloud environment 106.

At block 1104, the authentication proxy 1006 identifies the login credentials of a user account to be used for authenticating the connectivity adapter 206. For example, the authentication proxy 1006 may identify the user account based on one or more identifiers associated with the clinical environment 102. In some embodiments, the clinical environment 102 is associated with a one or more identifiers and has multiple regions, healthcare systems, and facilities therein.

At block 1106, the authentication proxy 1006 transmits the login credentials to the authentication system 1004, and at block 1108, the authentication proxy 1006 receives a security token from the authentication system 1004.

At block 1110, the authentication proxy 1006 transmits the security token to the connectivity adapter 206, and at block 1112, the authentication proxy 1006 causes the connectivity adapter 206 to transmit a signed request to the authentication system using HTTP.

In the method 1100, one or more of the blocks shown in FIG. 11 may be removed (e.g., not performed) and/or the order in which the method 1100 is performed may be switched. In some embodiments, additional blocks may be added to the method 1100. The embodiments of the present disclosure are not limited to or by the example shown in FIG. 11, and other variations may be implemented without departing from the spirit of this disclosure.

Data Segmentation

FIG. 12 shows a block diagram illustrating a segmented data structure 1200 including an account data node 1202, which includes region data nodes 1204 and 1206. The region data node 1204 includes system data node 1208, and the region data node 1206 includes system data nodes 1210 and 1212. The system data node 1208 includes facility data node 1214. As shown in FIG. 12, facility data node that used to belong to the system data node 1208 has been moved to the system data node 1210, which further includes facility data node 1218. The system data node 1212 includes facility data node 1220. As shown in FIG. 12, the facility data node includes infusion pumps 1218A, 1218B, 1218C, etc. The account data node 1202 corresponds to an account generated for each unique entity that may own, oversee, and/or manage one or more healthcare facilities (e.g., hospital facilities) in one or more healthcare systems (e.g., a network of hospitals) in one or more regions (e.g., geographical divisions including multiple networks of hospitals). For example, the clinical environment 102 may correspond to any of a facility, system, region, or account.

In some embodiments, the data generated by the infusion pumps **204** and/or the connectivity adapters **206** at the individual facilities may be tagged with the facility ID and the account ID, since those two identifiers may be permanent. For example, the connectivity adapter **206** may receive a message from the infusion pump **204**, convert the message into a standardized dataset message, and inject one or more tags into the standardized dataset message by adding or setting one or more corresponding key-value pairs (e.g., facilityID=F0293, accountID=A29847, etc.) in the standardized dataset message. On the other hand, as the facilities are restructured and moved around within the enterprise structure, the data corresponding to the facilities may be assigned a different system ID or region ID. For example, in the example of FIG. **12**, the facility data node **1216** has been moved from the system data node **1208** to system data node **1210** (e.g., representative of a change in the boundary between two regions), the data generated at the facility corresponding to the facility data node **1216**, while still belonging to the facility data node **1216** and account data node **1202**, no longer belongs to the system data node **1208** and region data node **1204**, and instead belongs to the system data node **1210** and region data node **1206**. Thus, by tagging the messages prior to transmitting them to the cloud environment **106** with immutable IDs (e.g., facility ID and account ID) and not IDs that may or may not change in the future, the connectivity adapter **206** facilitates security control, access, filtering, and reporting of such data. Further, as a result, the infusion pumps **204** need not be aware or keep track of the facility to which they are connected, since any messages or other data generated by the infusion pumps **204** will be appropriately tagged by the connectivity adapter **206** to which they are connected. For example, if an infusion pump is moved from one facility to another, the infusion pump can simply start sending messages to the connectivity adapter **206** at the new facility without worrying about the change in facility, since any new data generated by the infusion pump at the new facility will be tagged with the new facility ID by the new connectivity adapter **206**. Further, by allowing the facilities to be moved across systems and regions, the segmented data structure **1200** allows facilities having one characteristic to be decoupled from other facilities having another characteristic (e.g., EHR vendor A vs. EHR vendor B, pump type X vs. pump type Y, etc.).

In some embodiments, data generated by the infusion pumps and/or connectivity adapters may include a facility ID and an account ID as immutable (permanent) IDs, and may include one or more mutable IDs such as a region ID and a system ID. The IDs associated with the data generated in a given facility may reflect the structural associations at the time of generation (old structure). When the facility is later restructured (new structure), the new structure is used in connection with the data (e.g., for reporting the data) and the prior mutable IDs may be ignored or updated as needed. Thus, data records are tagged based on the structure (e.g., account, region, system, facility) at the time that the data records are created. When the structure is subsequently modified, the system can (i) continue to use the data records as tagged at the time of creation despite the changes, (ii) update the mutable IDs to reflect the modified structure, and use the data records with the immutable IDs and updated mutable IDs, (iii) use the data records with only the immutable IDs (e.g., ignoring the mutable IDs), or (iv) use the data records with the immutable IDs and any mutable IDs that still reflect the modified structure.

Segmented Data Restructuring Method

With reference now to FIG. **13**, an example segmented data restructuring method **1300** will be described. The example method **1300** may be carried out, for example, by the connectivity adapter **206** of FIG. **3** (or one or more components thereof) or the cloud environment **106** of FIG. **5** (or one or more components thereof). The method **1300** illustrates an example algorithm that may be programmed, using any suitable programming environment or language, to create machine code capable of execution by a CPU or microcontroller. Various embodiments may be coded using assembly, C, OBJECTIVE-C, C++, JAVA, or other human-readable languages and then compiled, assembled, or otherwise transformed into machine code that can be loaded into read-only memory (ROM), erasable programmable read-only memory (EPROM), or other recordable memory that is coupled to the CPU or microcontroller and then executed by the CPU or microcontroller. For example, when the method **1300** is initiated, a set of executable program instructions stored on one or more non-transitory computer-readable media (e.g., hard drive, flash memory, removable media, etc.) may be loaded into memory (e.g., random access memory or "RAM") of a computing device of the clinical environment **102** and/or the cloud environment **106**. The executable instructions may then be executed by a hardware-based computer processor (e.g., a central processing unit or "CPU") of the computing device. In some embodiments, the method **1300** or portions thereof may be implemented on multiple processors, serially or in parallel. For convenience, the steps of the example method **1300** are described as being performed by the connectivity adapter **206** and/or the cloud environment **106**.

At block **1302**, the connectivity adapter **206** receives a message from an infusion pump **204** at a facility (e.g., hospital).

At block **1304**, the connectivity adapter **206** adds an account ID and a facility ID to the message received from the infusion pump **204**. In some cases, the message from the infusion pump **204** may be converted to a standardized dataset message, and the account ID and facility ID may be added to the standardized dataset message. In some embodiments, the connectivity adapter **206** determines one or more IDs described herein (e.g., account ID, facility ID, region ID, system ID, etc.) associated with the infusion pump **204** by checking one or more indicators in a priority order. For example, the connectivity adapter **206** may determine a given indicator associated with the infusion pump **204** and access a database of facility IDs (or other IDs) to determine whether any of the facility IDs are associated with the determined indicator associated with the infusion pump **204**. The indicator may be one or more of (i) the network port via which the infusion pump **204** is connected to the connectivity adapter **206** (e.g., pumps associated with Facility A may connect via Port **9292**, pumps associated with Facility B may connect via Port **9293**, etc.), (ii) location data associated with the infusion pump **204**, (iii) the Internet Protocol (IP) address associated with the infusion pump **204**, (iv) the name associated with the infusion pump **204**, (v) the Media Access Control (MAC) address associated with the infusion pump **204**, (vi) the Wi-Fi access point associated with the infusion pump **204**, and (vii) the serial number associated with the infusion pump **204**. If the connectivity adapter **206** determines, after checking one or more of the indicators, that the facility ID (or another ID) cannot be found in the database, the connectivity adapter **206** may add a default facility ID to the message received from the

infusion pump **204** at block **1304**, indicating that the pump message originated from an infusion pump not associated with a known facility.

In some embodiments, one or more of the indicators described herein are checked in a specific priority order. For example, the connectivity adapter **206** may first try to determine the facility ID (or another ID) based on the MAC address of the infusion pump **204**. If the connectivity adapter **206** does not find a facility ID matching the MAC address, the connectivity adapter **206** may then try to determine the facility ID based on the serial number of the infusion pump **204**. If the connectivity adapter **206** does not find a facility ID matching the serial number, the connectivity adapter **206** may then try to determine the facility ID based on the location data associated with the infusion pump **204**. If the connectivity adapter **206** does not find a facility ID matching the location data, the connectivity adapter **206** may add a default facility ID to the message received from the infusion pump **204** at block **1304**, indicating that the pump message originated from an infusion pump not associated with a known facility. Although the priority order of MAC address, serial number, and location data is used as an example, the techniques described herein can be applied to any other combination of indicators may be checked in any other priority order.

At block **1306**, the cloud environment **106** transfers the facility at which the infusion pump **204** is located to another system (e.g., a healthcare system or a network of facilities) without changing the account ID and the facility ID of the message. For example, the facility may be using the EMR system from vendor A, and all facilities using the EMR system from vendor A within the existing healthcare system may have been separated out to a new healthcare system.

At block **1308**, the cloud environment **106** updates the region ID and the system ID associated with the facility in which the infusion pump **204** is located. By updating the region ID and system ID of the facility, any new data generated in the facility may be accessible using the new region ID and system ID. Further, even after moving the facility **1216** from the system **1208** to the system **1210**, the pump messages generated by the infusion pumps at the facility **1216** may continue to be stamped, tagged, or otherwise associated with the same account ID and the facility ID as those used prior to the move. In some cases, when an infusion pump is physically moved to a new facility, the connectivity adapter **206** at the new facility may stamp, tag, or otherwise associate the pump messages generated by the infusion pump with a new facility ID corresponding to the new facility.

In the method **1300**, one or more of the blocks shown in FIG. **13** may be removed (e.g., not performed) and/or the order in which the method **1300** is performed may be switched. In some embodiments, additional blocks may be added to the method **1300**. The embodiments of the present disclosure are not limited to or by the example shown in FIG. **13**, and other variations may be implemented without departing from the spirit of this disclosure.

EXAMPLE CLAUSES

Embodiments of the present disclosure can be defined by the following non-limiting clauses:

Clause 1. A system configured to facilitate messaging during a network outage, the system comprising: a plurality of infusion pumps configured to deliver medication to patients, each infusion pump of the plurality of infusion pumps comprising a memory configured to store operational

software and a processor configured to generate pump messages; a connectivity adapter comprising computer hardware and in communication with the plurality of infusion pumps over a first network; and a server comprising computer hardware and in communication with the connectivity adapter over a second network different from the first network, wherein the connectivity adapter is configured to: receive a first pump message from a first infusion pump of the plurality of infusion pumps, the first pump message including information that is new to the connectivity adapter; generate a first standardized dataset message based on the information in the first pump message; store the first standardized dataset message in an outbound queue for transmission to the server; subsequent to storing the first standardized dataset message in the outbound queue, receive a second pump message from the first infusion pump, the second pump message including additional information that is new to the connectivity adapter; generate a second standardized dataset message based on the additional information in the second pump message; store the second standardized dataset message in the outbound queue for transmission to the server; remove the first standardized dataset message from the outbound queue without transmitting the first standardized dataset message to the server; and transmit the second standardized dataset message in the outbound queue to the server.

Clause 2. The system of Clause 1, wherein the first pump message includes a first message identifier (ID), and the second pump message includes a second message ID that immediately follows the first message ID in value.

Clause 3. The system of Clause 1, wherein the first standardized dataset message includes a first message identifier (ID), and the second standardized dataset message includes a second message ID that immediately follows the first message ID in value.

Clause 4. The system of Clause 1, wherein the first pump message includes a first parameter indicative of a status of the first infusion pump, and the first standardized dataset message includes (i) the first parameter and (ii) a second parameter that is not in the first pump message and indicative of another status of the first infusion pump.

Clause 5. The system of Clause 4, wherein the second parameter is associated with one of a null value or a default value.

Clause 6. The system of Clause 1, wherein the connectivity adapter is further configured to store the information in the first pump message in a cache.

Clause 7. The system of Clause 6, wherein the connectivity adapter is further configured to receive a third pump message from the first infusion pump, and based on determining that the third pump message does not include information new to the connectivity adapter, refrain from storing the information in the third pump message in the cache.

Clause 8. The system of Clause 1, wherein the connectivity adapter is further configured to update a parameter stored in a cache based on the information in the first pump message.

Clause 9. The system of Clause 1, wherein the connectivity adapter is further configured to, subsequent to removing the first standardized dataset message from the outbound queue without transmitting the first standardized dataset message to the server, receive a request for the first pump message from the server.

Clause 10. The system of Clause 9, wherein the connectivity adapter is further configured to, in response to the request for the first pump message, transmit a request for the first pump message to the first infusion pump.

Clause 11. A method of facilitating messaging during a network outage, the method comprising: receiving a first pump message from a first infusion pump over a first network; generating a first standardized dataset message based on the information in the first pump message; storing the first standardized dataset message in an outbound queue for transmission to a server over a second network different from the first network; subsequent to storing the first standardized dataset message in the outbound queue, receiving a second pump message from the first infusion pump over the first network; generating a second standardized dataset message based on the additional information in the second pump message; storing the second standardized dataset message in the outbound queue for transmission to the server; removing the first standardized dataset message from the outbound queue without transmitting the first standardized dataset message to the server; and transmitting the second standardized dataset message in the outbound queue to the server over the second network.

Clause 12. The method of Clause 11, wherein the first pump message includes a first message identifier (ID), and the second pump message includes a second message ID that immediately follows the first message ID in value.

Clause 13. The method of Clause 11, wherein the first standardized dataset message includes a first message identifier (ID), and the second standardized dataset message includes a second message ID that immediately follows the first message ID in value.

Clause 14. The method of Clause 11, wherein the first pump message includes a first parameter indicative of a status of the first infusion pump, and the first standardized dataset message includes (i) the first parameter and (ii) a second parameter that is not in the first pump message and indicative of another status of the first infusion pump.

Clause 15. The method of Clause 14, wherein the second parameter is associated with one of a null value or a default value.

Clause 16. The method of Clause 11, further comprising storing the information in the first pump message in a cache.

Clause 17. The method of Clause 16, further comprising receiving a third pump message from the first infusion pump, and based on determining that the third pump message does not include information new to the connectivity adapter, refraining from storing the information in the third pump message in the cache.

Clause 18. The method of Clause 11, further comprising updating a parameter stored in a cache based on the information in the first pump message.

Clause 19. The method of Clause 11, further comprising, subsequent to removing the first standardized dataset message from the outbound queue without transmitting the first standardized dataset message to the server, receiving a request for the first pump message from the server.

Clause 20. The method of Clause 19, further comprising, in response to the request for the first pump message, transmitting a request for the first pump message to the first infusion pump.

Clause 21. A system configured to facilitate messaging during a network outage, the system comprising: a plurality of infusion pumps configured to deliver medication to patients, each infusion pump of the plurality of infusion pumps comprising a memory configured to store operational software and a processor configured to generate pump messages; a connectivity adapter comprising computer hardware and in communication with the plurality of infusion pumps over a first network; and a server comprising computer hardware and in communication with the connectivity

adapter over a second network different from the first network, wherein the connectivity adapter is configured to: receive a first pump message from a first infusion pump of the plurality of infusion pumps, the first pump message including information that is new to the connectivity adapter; generate a first standardized dataset message based on the information in the first pump message; store the first standardized dataset message in an outbound queue for transmission to the server; subsequent to storing the first standardized dataset message in the outbound queue, receive a second pump message from the first infusion pump, the second pump message including additional information that is new to the connectivity adapter; generate a second standardized dataset message based on the additional information in the second pump message; store the second standardized dataset message in the outbound queue for transmission to the server; determine whether a removal condition for removing the first standardized dataset message from the outbound queue without transmitting the first standardized dataset message to the server is satisfied; and subsequent to determining whether the removal condition is satisfied, removing the first standardized dataset message from the outbound queue.

Clause 22. The system of Clause 21, wherein the connectivity adapter is further configured to, subsequent to determining that the removal condition is satisfied, remove the first standardized dataset message from the outbound queue without transmitting the first standardized dataset message to the server.

Clause 23. The system of Clause 21, wherein the connectivity adapter is further configured to, subsequent to determining that the removal condition is not satisfied, remove the first standardized dataset message from the outbound queue and transmit the first standardized dataset message to the server.

Clause 24. The system of Clause 22 or 23, wherein determining whether the removal condition is satisfied comprises determining whether the first standardized dataset message has been in the outbound queue for a time period greater than a threshold time period.

Clause 25. The system of Clause 22 or 23, wherein determining whether the removal condition is satisfied comprises determining whether the outbound queue includes a number of messages that is greater than a threshold number of messages.

Clause 26. The system of Clause 22 or 23, wherein the first pump message includes a first message identifier (ID), and the second pump message includes a second message ID that immediately follows the first message ID in value.

Clause 27. The system of Clause 22 or 23, wherein the first standardized dataset message includes a first message identifier (ID), and the second standardized dataset message includes a second message ID that immediately follows the first message ID in value.

Clause 28. The system of Clause 22 or 23, wherein the first pump message includes a first parameter indicative of a status of the first infusion pump, and the first standardized dataset message includes (i) the first parameter and (ii) a second parameter that is not in the first pump message and indicative of another status of the first infusion pump.

Clause 29. The system of Clause 28, wherein the second parameter is associated with one of a null value or a default value.

Clause 30. The system of Clause 22 or 23, wherein the connectivity adapter is further configured to store the information in the first pump message in a cache.

Clause 31. The system of Clause 30, wherein the connectivity adapter is further configured to receive a third pump message from the first infusion pump, and based on determining that the third pump message does not include information new to the connectivity adapter, refrain from storing the information in the third pump message in the cache.

Clause 32. The system of Clause 22 or 23, wherein the connectivity adapter is further configured to update a parameter stored in a cache based on the information in the first pump message.

Clause 33. The system of Clause 22, wherein the connectivity adapter is further configured to, subsequent to removing the first standardized dataset message from the outbound queue without transmitting the first standardized dataset message to the server, receive a request for the first pump message from the server.

Clause 34. The system of Clause 33, wherein the connectivity adapter is further configured to, in response to the request for the first pump message, transmit a request for the first pump message to the first infusion pump.

Clause 35. A method for providing messaging in a clinical environment, the method comprising: storing a plurality of messages in a message queue, wherein the plurality of messages contain information about one or more infusion pumps residing in the clinical environment, the plurality of messages stored in the message queue including at least a first message and a second message; transmitting at least some of the plurality of messages to a remote server configured to receive messages generated in the clinical environment; subsequent to the transmission, detecting a network outage, wherein the network outage prevents transmission of messages to the remote server; determining that the first message in the message queue satisfies a condition for being removed from the message queue without being successfully transmitted to the remote server; removing the first message from the message queue such that the first message is removed from the message queue prior to being received by the remote server; determining that the network outage has been resolved; and transmitting the second message to the remote server such that the second message is received by the remote server and the first message is not received by the remote server.

Clause 36. The method of Clause 35, further comprising detecting the network outage based at least on not having received an acknowledgement from the remote server during a specific time window.

Clause 37. The method of Clause 35, further comprising detecting the network outage based at least on receiving a message from the remote server that a connection to the remote server is terminated.

Clause 38. The method of Clause 35, further comprising determining that the first message satisfies the condition based at least on the first message being associated with an infusion pump event that is older than a threshold amount of time.

Clause 39. The method of Clause 35, further comprising determining that the first message satisfies the condition based at least on the first message being the oldest message in the message queue.

Clause 40. The method of Clause 35, further comprising determining that the first message satisfies the condition based at least on the message queue being full.

Clause 41. The method of Clause 35, further comprising attempting, prior to determining that the first message satisfies the condition, to transmit the first message to the

remote server, and determining that the first message was not received by the remote server.

Clause 42. An apparatus configured to provide messaging in a clinical environment, the apparatus comprising: one or more processors; and one or more memories in communication with the one or more processors and storing computer-executable instructions that, when executed by the one or more processors, configure the one or more processors to: cause a plurality of messages to be stored in a message queue, wherein the plurality of messages contain information about one or more infusion pumps residing in the clinical environment, the plurality of messages stored in the message queue including at least a first message and a second message; cause at least some of the plurality of messages to be transmitted to a remote server configured to receive messages generated in the clinical environment; subsequent to the transmission, determine that the first message in the message queue satisfies a condition for being removed from the message queue; cause the first message to be removed from the message queue such that the first message is removed from the message queue prior to being received by the remote server; and cause the second message to be transmitted to the remote server such that the second message is received by the remote server and the first message is not received by the remote server.

Clause 43. The apparatus of Clause 42, wherein the computer-executable instructions, when executed by the one or more processors, further configure the one or more processors to detect a network outage that prevents transmission of messages to the remote server.

Clause 44. The apparatus of Clause 43, wherein the computer-executable instructions, when executed by the one or more processors, further configure the one or more processors to detect the network outage based at least on not having received an acknowledgement from the remote server during a specific time window.

Clause 45. The apparatus of Clause 43, wherein the computer-executable instructions, when executed by the one or more processors, further configure the one or more processors to detect the network outage based at least on receiving a message from the remote server that a connection to the remote server is terminated.

Clause 46. The apparatus of Clause 42, wherein the computer-executable instructions, when executed by the one or more processors, further configure the one or more processors to determine that the first message satisfies the condition based at least on the first message being associated with an infusion pump event that is older than a threshold amount of time.

Clause 47. The apparatus of Clause 42, wherein the computer-executable instructions, when executed by the one or more processors, further configure the one or more processors to determine that the first message satisfies the condition based at least on the first message being the oldest message in the message queue.

Clause 48. The apparatus of Clause 42, wherein the computer-executable instructions, when executed by the one or more processors, further configure the one or more processors to determine that the first message satisfies the condition based at least on the message queue being full.

Clause 49. The apparatus of Clause 42, wherein the computer-executable instructions, when executed by the one or more processors, further configure the one or more processors to attempt, prior to determining that the first message satisfies the condition, to transmit the first message to the remote server, and determine that the first message was not received by the remote server.

Clause 50. Non-transitory physical computer storage storing computer-executable instructions that, when executed by one or more computing devices, configure the one or more computing devices to: cause a plurality of messages to be stored in a message queue, wherein the plurality of messages contain information about one or more infusion pumps residing in the clinical environment, the plurality of messages stored in the message queue including at least a first message and a second message; cause at least some of the plurality of messages to be transmitted to a remote server configured to receive messages generated in the clinical environment; subsequent to the transmission, determine that the first message in the message queue satisfies a condition for being removed from the message queue; cause the first message to be removed from the message queue such that the first message is removed from the message queue prior to being received by the remote server; and cause the second message to be transmitted to the remote server such that the second message is received by the remote server and the first message is not received by the remote server.

Clause 51. The non-transitory physical computer storage of Clause 50, wherein the computer-executable instructions, when executed by the one or more computing devices, further configure the one or more computing devices to detect a network outage that prevents transmission of messages to the remote server.

Clause 52. The non-transitory physical computer storage of Clause 50, wherein the computer-executable instructions, when executed by the one or more computing devices, further configure the one or more computing devices to determine that the first message satisfies the condition based at least on the first message being associated with an infusion pump event that is older than a threshold amount of time.

Clause 53. The non-transitory physical computer storage of Clause 50, wherein the computer-executable instructions, when executed by the one or more computing devices, further configure the one or more computing devices to determine that the first message satisfies the condition based at least on the first message being the oldest message in the message queue.

Clause 54. The non-transitory physical computer storage of Clause 50, wherein the computer-executable instructions, when executed by the one or more computing devices, further configure the one or more computing devices to attempt, prior to determining that the first message satisfies the condition, to transmit the first message to the remote server, and determine that the first message was not received by the remote server.

Clause 55. A method for providing messaging in a clinical environment, the method comprising: storing a plurality of messages in a message queue, wherein the plurality of messages contain information about one or more infusion pumps residing in the clinical environment, the plurality of messages stored in the message queue including at least a first message; transmitting at least some of the plurality of messages to a remote server configured to receive messages generated in the clinical environment; subsequent to the transmission, detecting a temporary interruption in a network connection to the remote server, wherein the temporary interruption prevents transmission of messages to the remote server; determining that the first message in the message queue does not satisfy a condition for being removed from the message queue without being successfully transmitted to the remote server; determining that the temporary interruption has been resolved; and transmitting the

first message to the remote server such that the first message is received by the remote server.

Clause 56. The method of Clause 55, further comprising detecting the temporary interruption based at least on not having received an acknowledgement from the remote server during a specific time window.

Clause 57. The method of Clause 55, further comprising detecting the temporary interruption based at least on receiving a message from the remote server that a connection to the remote server is terminated.

Clause 58. The method of Clause 55, further comprising determining that the first message does not satisfy the condition based at least on the first message being associated with an infusion pump event that is not older than a threshold amount of time.

Clause 59. The method of Clause 55, further comprising determining that the first message does not satisfy the condition based at least on the first message not being a time-sensitive message.

Clause 60. The method of Clause 55, further comprising attempting, prior to determining that the first message does not satisfy the condition, to transmit the first message to the remote server, and determining that the first message was not received by the remote server.

Clause 61. An apparatus configured to provide messaging in a clinical environment, the apparatus comprising: one or more processors; and one or more memories in communication with the one or more processors and storing computer-executable instructions that, when executed by the one or more processors, configure the one or more processors to: cause a plurality of messages to be stored in a message queue, wherein the plurality of messages contain information about one or more infusion pumps residing in the clinical environment, the plurality of messages stored in the message queue including at least a first message; cause at least some of the plurality of messages to be transmitted to a remote server configured to receive messages generated in the clinical environment; subsequent to the transmission, determine that the first message in the message queue does not satisfy a condition for being removed from the message queue; and cause the first message to be transmitted to the remote server such that the first message is received by the remote server.

Clause 62. The apparatus of Clause 61, wherein the computer-executable instructions, when executed by the one or more processors, further configure the one or more processors to detect an interruption in a network connection between the apparatus and the remote server that prevents transmission of messages from the apparatus to the remote server.

Clause 63. The apparatus of Clause 62, wherein the computer-executable instructions, when executed by the one or more processors, further configure the one or more processors to detect the interruption based at least on not having received an acknowledgement from the remote server during a specific time window.

Clause 64. The apparatus of Clause 62, wherein the computer-executable instructions, when executed by the one or more processors, further configure the one or more processors to detect the interruption based at least on receiving a message from the remote server that the network connection between the apparatus and the remote server is terminated.

Clause 65. The apparatus of Clause 61, wherein the computer-executable instructions, when executed by the one or more processors, further configure the one or more processors to determine that the first message does not

satisfy the condition based at least on the first message being associated with an infusion pump event that is not older than a threshold amount of time.

Clause 66. The apparatus of Clause 61, wherein the computer-executable instructions, when executed by the one or more processors, further configure the one or more processors to determine that the first message does not satisfy the condition based at least on the first message not being a time-sensitive message.

Clause 67. The apparatus of Clause 61, wherein the computer-executable instructions, when executed by the one or more processors, further configure the one or more processors to attempt, prior to determining that the first message does not satisfy the condition, to transmit the first message to the remote server, and determine that the first message was not received by the remote server.

Clause 68. Non-transitory physical computer storage storing computer-executable instructions that, when executed by one or more computing devices, configure the one or more computing devices to: cause a plurality of messages to be stored in a message queue, wherein the plurality of messages contain information about one or more infusion pumps residing in the clinical environment, the plurality of messages stored in the message queue including at least a first message; cause at least some of the plurality of messages to be transmitted to a remote server configured to receive messages generated in the clinical environment; subsequent to the transmission, determine that the first message in the message queue does not satisfy a condition for being removed from the message queue; and cause the first message to be transmitted to the remote server such that the first message is received by the remote server.

Clause 69. The non-transitory physical computer storage of Clause 68, wherein the computer-executable instructions, when executed by the one or more computing devices, further configure the one or more computing devices to detect an interruption in a network connection to the remote server that prevents transmission of messages to the remote server.

Clause 70. The non-transitory physical computer storage of Clause 69, wherein the computer-executable instructions, when executed by the one or more computing devices, further configure the one or more computing devices to detect the interruption based at least on not having received an acknowledgement from the remote server during a specific time window.

Clause 71. The non-transitory physical computer storage of Clause 69, wherein the computer-executable instructions, when executed by the one or more computing devices, further configure the one or more computing devices to detect the interruption based at least on receiving a message from the remote server that the network connection to the remote server is terminated.

Clause 72. The non-transitory physical computer storage of Clause 68, wherein the computer-executable instructions, when executed by the one or more computing devices, further configure the one or more computing devices to determine that the first message does not satisfy the condition based at least on the first message being associated with an infusion pump event that is not older than a threshold amount of time.

Clause 73. The non-transitory physical computer storage of Clause 68, wherein the computer-executable instructions, when executed by the one or more computing devices, further configure the one or more computing devices to

determine that the first message does not satisfy the condition based at least on the first message not being a time-sensitive message.

Clause 74. The non-transitory physical computer storage of Clause 68, wherein the computer-executable instructions, when executed by the one or more computing devices, further configure the one or more computing devices to attempt, prior to determining that the first message does not satisfy the condition, to transmit the first message to the remote server, and determine that the first message was not received by the remote server.

Clause 75. A method for detecting missing messages from a clinical environment, the method comprising: processing a plurality of messages from a network device residing in the clinical environment, wherein the plurality of messages contain information about one or more infusion pumps residing in the clinical environment, wherein the plurality of messages includes a first message having a first message identifier value and a second message having a second message identifier value; determining that one or more messages are missing between the first message and the second message based on (i) receiving the second message after the first message without receiving any other message therebetween and (ii) determining that there is at least one message identifier value between the first message identifier value and the second message identifier value in a predetermined sequence; and transmitting a message request to the network device residing in the clinical environment, wherein the message request identifies the one or more messages that should have been received from the network device but have not been received.

Clause 76. The method of Clause 75, further comprising, in response to the message request, receiving one or more additional messages from the network device, wherein the one or more messages include information that would have been included in the one or more messages.

Clause 77. The method of Clause 76, further comprising updating, based at least on the one or more additional messages received in response to the message request, a cache to include additional information about the one or more infusion pumps residing in the clinical environment.

Clause 78. The method of Clause 75, further comprising causing the network device to request additional information from the one or more infusion pumps that would have been included in the one or more messages.

Clause 79. The method of Clause 75, further comprising, in response to determining that the one or more messages has reached a threshold count, transmitting the message request to the network device residing in the clinical environment.

Clause 80. A system configured to detect missing messages from a clinical environment, the system comprising: one or more processors; and one or more memories in communication with the one or more processors and storing computer-executable instructions that, when executed by the one or more processors, configure the one or more processors to: process a plurality of messages from a network device residing in the clinical environment, wherein the plurality of messages contain information about one or more infusion pumps residing in the clinical environment; detect one or more missing messages that should have been received from the network device but have not been received; and cause a message request to be transmitted to the network device residing in the clinical environment, wherein the message request identifies the one or more missing messages that should have been received from the network device but have not been received.

Clause 81. The system of Clause 80, wherein the computer-executable instructions, when executed by the one or more processors, further configure the one or more processors to receive, in response to the message request, one or more additional messages from the network device, wherein the one or more messages include information that would have been included in the one or more missing messages.

Clause 82. The system of Clause 81, wherein the computer-executable instructions, when executed by the one or more processors, further configure the one or more processors to cause, based at least on the one or more additional messages received in response to the message request, a cache to be updated to include additional information about the one or more infusion pumps residing in the clinical environment.

Clause 83. The system of Clause 80, wherein the computer-executable instructions, when executed by the one or more processors, further configure the one or more processors to detect the one or more missing messages based at least on message identifier information associated with one or more of the plurality of messages.

Clause 84. The system of Clause 80, wherein the computer-executable instructions, when executed by the one or more processors, further configure the one or more processors to detect the one or more missing messages based at least on a first message in the plurality of messages having a message identifier that does not immediately follow another message identifier of a second message of the plurality of messages that immediately follows the first message.

Clause 85. The system of Clause 80, wherein the computer-executable instructions, when executed by the one or more processors, further configure the one or more processors to cause the network device to request additional information from the one or more infusion pumps that would have been included in the one or more missing messages.

Clause 86. The system of Clause 80, wherein the computer-executable instructions, when executed by the one or more processors, further configure the one or more processors to cause, in response to determining that the one or more missing messages has reached a threshold count, the message request to be transmitted to the network device residing in the clinical environment.

Clause 87. The system of Clause 80, wherein the message request includes a flag having a value indicating that the message request is a log retrieval request and not live data.

Clause 88. Non-transitory physical computer storage storing computer-executable instructions that, when executed by one or more computing devices, configure the one or more computing devices to: process a plurality of messages from a network device residing in the clinical environment, wherein the plurality of messages contain information about one or more infusion pumps residing in the clinical environment; detect one or more missing messages that should have been received from the network device but have not been received; and cause a message request to be transmitted to the network device residing in the clinical environment, wherein the message request identifies the one or more missing messages that should have been received from the network device but have not been received.

Clause 89. The non-transitory physical computer storage of Clause 88, wherein the computer-executable instructions, when executed by the one or more computing devices, further configure the one or more computing devices to receive, in response to the message request, one or more additional messages from the network device, wherein the

one or more messages include information that would have been included in the one or more missing messages.

Clause 90. The non-transitory physical computer storage of Clause 89, wherein the computer-executable instructions, when executed by the one or more computing devices, further configure the one or more computing devices to cause, based at least on the one or more additional messages received in response to the message request, a cache to be updated to include additional information about the one or more infusion pumps residing in the clinical environment.

Clause 91. The non-transitory physical computer storage of Clause 88, wherein the computer-executable instructions, when executed by the one or more computing devices, further configure the one or more computing devices to detect the one or more missing messages based at least on message identifier information associated with one or more of the plurality of messages.

Clause 92. The non-transitory physical computer storage of Clause 88, wherein the computer-executable instructions, when executed by the one or more computing devices, further configure the one or more computing devices to detect the one or more missing messages based at least on a first message in the plurality of messages having a message identifier that does not immediately follow another message identifier of a second message of the plurality of messages that immediately follows the first message.

Clause 93. The non-transitory physical computer storage of Clause 88, wherein the computer-executable instructions, when executed by the one or more computing devices, further configure the one or more computing devices to cause the network device to request additional information from the one or more infusion pumps that would have been included in the one or more missing messages.

Clause 94. The non-transitory physical computer storage of Clause 88, wherein the computer-executable instructions, when executed by the one or more computing devices, further configure the one or more computing devices to cause, in response to determining that the one or more missing messages has reached a threshold count, the message request to be transmitted to the network device residing in the clinical environment.

Clause 95. A method for generating a user interface based on messages from a clinical environment, the method comprising: processing a message from a network device residing in the clinical environment, wherein the message includes information about one or more infusion pumps in communication with the network device in the clinical environment; determining that the information included in the message satisfies a condition for updating a cache to include at least some of the information included in the message, wherein the cache stores information usable to generate user interfaces in response to a request from a computing device residing in the clinical environment; updating the cache to include at least some of the information included in the message from the network device; receiving a request for a user interface from the computing device residing in the clinical environment; accessing, from the updated cache, user interface information to be used to generate the user interface, wherein the user interface information includes at least some of the information that the cache was updated to include; and outputting instructions for displaying the user interface on the computing device, wherein the instructions are based at least on the user interface information accessed from the updated cache.

Clause 96. The method of Clause 95, wherein the message includes information indicating a current state of the one or more infusion pumps.

Clause 97. The method of Clause 95, wherein the cache stores information associated with two or more infusion pumps residing in different medical facilities.

Clause 98. The method of Clause 95, wherein the user interface information includes user interface data previously generated and stored in the cache.

Clause 99. The method of Clause 95, further comprising updating user interface data stored in the cache, and outputting the instructions based at least on the updated user interface data.

Clause 100. The method of Clause 95, wherein the condition is satisfied based on the information in the message being usable to generate one or more user interfaces in response to a request from the clinical environment.

Clause 101. The method of Clause 95, further comprising causing the user interface to be outputted on a display of the computing device.

Clause 102. A system configured to detect missing messages from a clinical environment, the system comprising: one or more processors; and one or more memories in communication with the one or more processors and storing computer-executable instructions that, when executed by the one or more processors, configure the one or more processors to: process a message from a network device residing in the clinical environment, wherein the message includes information about one or more infusion pumps in communication with the network device in the clinical environment; determine that the information included in the message satisfies a condition for updating a cache to include at least some of the information included in the message, wherein the cache stores information usable to generate user interfaces in response to a request from a computing device residing in the clinical environment; cause the cache to be updated to include at least some of information included in the message from the network device; process a request for a user interface from the computing device residing in the clinical environment; access, from the updated cache, user interface information to be used to generate the user interface, wherein the user interface information includes at least some of the information that the cache was updated to include; and output instructions for displaying the user interface on the computing device, wherein the instructions are based at least on the user interface information accessed from the updated cache.

Clause 103. The system of Clause 102, wherein the message includes information indicating a current state of the one or more infusion pumps.

Clause 104. The system of Clause 102, wherein the cache is configured to store information associated with two or more infusion pumps residing in different medical facilities.

Clause 105. The system of Clause 102, wherein the user interface information includes user interface data previously generated and stored in the cache.

Clause 106. The system of Clause 102, wherein the computer-executable instructions, when executed by the one or more processors, further configure the one or more processors to cause user interface data stored in the cache to be updated, and output the instructions based at least on the updated user interface data.

Clause 107. The system of Clause 102, wherein the condition is satisfied based on the information in the message being usable to generate one or more user interfaces in response to a request from the clinical environment.

Clause 108. The system of Clause 102, wherein the computer-executable instructions, when executed by the one or more processors, further configure the one or more

processors to cause the user interface to be outputted on a display of the computing device.

Clause 109. Non-transitory physical computer storage storing computer-executable instructions that, when executed by one or more computing devices, configure the one or more computing devices to: process a message from a network device residing in the clinical environment, wherein the message includes information about one or more infusion pumps in communication with the network device in the clinical environment; determine that the information included in the message satisfies a condition for updating a cache to include at least some of the information included in the message, wherein the cache stores information usable to generate user interfaces in response to a request from a computing device residing in the clinical environment; cause the cache to be updated to include at least some of information included in the message from the network device; process a request for a user interface from the computing device residing in the clinical environment; access, from the updated cache, user interface information to be used to generate the user interface, wherein the user interface information includes at least some of the information that the cache was updated to include; and output instructions for displaying the user interface on the computing device, wherein the instructions are based at least on the user interface information accessed from the updated cache.

Clause 110. The non-transitory physical computer storage of Clause 109, wherein the message includes information indicating a current state of the one or more infusion pumps.

Clause 111. The non-transitory physical computer storage of Clause 109, wherein the cache is configured to store information associated with two or more infusion pumps residing in different medical facilities.

Clause 112. The non-transitory physical computer storage of Clause 109, wherein the user interface information includes user interface data previously generated and stored in the cache.

Clause 113. The non-transitory physical computer storage of Clause 109, wherein the computer-executable instructions, when executed by the one or more computing devices, further configure the one or more computing devices to cause user interface data stored in the cache to be updated, and output the instructions based at least on the updated user interface data.

Clause 114. The non-transitory physical computer storage of Clause 109, wherein the condition is satisfied based on the information in the message being usable to generate one or more user interfaces in response to a request from the clinical environment.

Clause 115. A method for converting messages having one message format from infusion pumps residing in a clinical environment into messages having another message format, the method comprising: detecting a first pump protocol used by one or more infusion pumps in the clinical environment, the first pump protocol defining the first message format; generating a message converter configured to convert a pump message having the first message format into a standardized dataset message having a second message format different from the first message format and including at least some additional data or metadata not included in the pump message; receiving a first pump message from an infusion pump in the clinical environment, wherein the infusion pump is configured to generate pump messages using the first pump protocol; converting the first pump message into a standardized dataset message having the second message format using the message converter, wherein the standardized dataset message includes informa-

tion associated with the infusion pump and includes at least some additional data or metadata not included in the first pump message; and transmitting the standardized dataset message to a remote server configured to receive standardized dataset messages.

Clause 116. The method of Clause 115, wherein the standardized dataset message includes one or more key-value pairs that are not included in the first pump message.

Clause 117. The method of Clause 116, wherein the one or more key-value pairs are each set to a default value or a null value.

Clause 118. The method of Clause 115, wherein the standardized dataset message includes identification data that identifies one or more portions of the standardized dataset message that include new information.

Clause 119. The method of Clause 115, further comprising detecting the first pump protocol based on a protocol identifier associated with the first pump protocol not being on a predetermined list of protocol identifiers.

Clause 120. The method of Clause 119, further comprising subsequent to detecting the first pump protocol, adding the protocol identifier associated with the first pump protocol to the predetermined list of protocol identifiers.

Clause 121. The method of Clause 115, wherein the message converter comprises a software module that is configured to receive a pump message in the first pump protocol as input and output a standardized dataset message based on the pump message.

Clause 122. The method of Clause 115, wherein the message converter is a configuration file downloaded from the remote server.

Clause 123. An apparatus configured to convert messages having one message format from infusion pumps residing in a clinical environment into messages having another message format, the apparatus comprising: one or more processors; and one or more memories in communication with the one or more processors and storing computer-executable instructions that, when executed by the one or more processors, configure the one or more processors to: detect a first pump protocol used by one or more infusion pumps in the clinical environment, the first pump protocol defining a first message format; generate a message converter configured to convert a pump message having the first message format into another message having a second message format different from the first message format and including at least some additional data or metadata not included in the pump message; receive a first message from an infusion pump in the clinical environment, wherein the infusion pump is configured to generate messages using the first pump protocol; cause the first message to be converted into a second message having the second message format using the message converter, wherein the second message includes information associated with the infusion pump and includes at least some additional data or metadata not included in the first message; and cause the second message to be transmitted to a remote server configured to receive messages having the second message format.

Clause 124. The apparatus of Clause 123, wherein the second message includes one or more key-value pairs that are not included in the first message.

Clause 125. The apparatus of Clause 124, wherein the one or more key-value pairs are each set to a default value or a null value.

Clause 126. The apparatus of Clause 123, wherein the second message includes identification data that identifies one or more portions of the second message that include new information.

Clause 127. The apparatus of Clause 123, wherein the computer-executable instructions, when executed by the one or more processors, further configure the one or more processors to detect the first pump protocol based on a protocol identifier associated with the first pump protocol not being on a predetermined list of protocol identifiers.

Clause 128. The apparatus of Clause 123, wherein the computer-executable instructions, when executed by the one or more processors, further configure the one or more processors to, subsequent to detecting the first pump protocol, cause the protocol identifier associated with the first pump protocol to be added to the predetermined list of protocol identifiers.

Clause 129. The apparatus of Clause 123, wherein the message converter comprises a software module that is configured to receive a pump message having the first message format as input and output another message having the second message format based on the pump message.

Clause 130. The apparatus of Clause 123, wherein the message converter is a configuration file downloaded from the remote server.

Clause 131. Non-transitory physical computer storage storing computer-executable instructions that, when executed by one or more computing devices, configure the one or more computing devices to: detect a first pump protocol used by one or more infusion pumps in the clinical environment, the first pump protocol defining a first message format; generate a message converter configured to convert a pump message having the first message format into another message having a second message format different from the first message format and including at least some additional data or metadata not included in the pump message; receive a first message from an infusion pump in the clinical environment, wherein the infusion pump is configured to generate messages using the first pump protocol; cause the first message to be converted into a second message having the second message format using the message converter, wherein the second message includes information associated with the infusion pump and includes at least some additional data or metadata not included in the first message; and cause the second message to be transmitted to a remote server configured to receive messages having the second message format.

Clause 132. The non-transitory physical computer storage of Clause 131, wherein the second message includes one or more key-value pairs that are not included in the first message, the one or more key-value pairs each having a default value or a null value.

Clause 133. The non-transitory physical computer storage of Clause 131, wherein the computer-executable instructions, when executed by the one or more computing devices, further configure the one or more computing devices to detect the first pump protocol based on a protocol identifier associated with the first pump protocol not being on a predetermined list of protocol identifiers, and subsequent to detecting the first pump protocol, cause the protocol identifier associated with the first pump protocol to be added to the predetermined list of protocol identifiers.

Clause 134. The non-transitory physical computer storage of Clause 131, wherein the message converter comprises a software module that is downloaded from the remote server, the message converter being configured to receive a pump message having the first message format as input and output another message having the second message format based on the pump message.

Clause 135. A method for authenticating a network device residing in a clinical environment using a token, the method

comprising: processing an authentication request from the network device residing in the clinical environment via a first network connection, wherein the authentication request includes identifying information associated with the clinical environment, and wherein the clinical environment includes one or more infusion pumps in communication with the network device; identifying login credentials to be used to authenticate the network device residing in the clinical environment; transmitting the login credentials to an authentication system configured to authenticate requests from the network device residing in the clinical environment via a second network connection different from the first network connection; receiving a security token from the authentication system, the security token being usable by the network device to transmit requests to the authentication system via the second network connection; and transmitting the security token to the network device residing in the clinical environment via the first network connection.

Clause 136. The method of Clause 135, wherein the first network connection is a WebSocket connection.

Clause 137. The method of Clause 135, wherein the first network connection is secured and authenticated.

Clause 138. The method of Clause 135, further comprising causing the network device residing in the clinical environment to transmit a signed request to the authentication system.

Clause 139. The method of Clause 135, wherein the first network connection and the second network connection are both established over a wide area network.

Clause 140. The method of Clause 135, further comprising receiving a message from the network device residing in the clinical environment via the first network connection, wherein the messages include information associated with the one or more infusion pumps in communication with the network device.

Clause 141. The method of Clause 140, wherein the network device is configured to communicate with the one or more infusion pumps over a local area network.

Clause 142. A system configured to authenticate a network device residing in a clinical environment using a token, the system comprising: one or more processors; and one or more memories in communication with the one or more processors and storing computer-executable instructions that, when executed by the one or more processors, configure the one or more processors to: process an authentication request from the network device residing in the clinical environment via a first network connection, wherein the authentication request includes identifying information associated with the clinical environment, and wherein the clinical environment includes one or more infusion pumps in communication with the network device; identify login credentials to be used to authenticate the network device residing in the clinical environment; cause the login credentials to be transmitted to an authentication system configured to authenticate requests from the network device residing in the clinical environment via a second network connection different from the first network connection; receive a security token from the authentication system, the security token being usable by the network device to transmit requests to the authentication system via the second network connection; and cause the security token to be transmitted to the network device residing in the clinical environment via the first network connection.

Clause 143. The system of Clause 142, wherein the first network connection is a WebSocket connection.

Clause 144. The system of Clause 142, wherein the first network connection is secured and authenticated.

Clause 145. The system of Clause 142, wherein the computer-executable instructions, when executed by the one or more processors, further configure the one or more processors to cause the network device residing in the clinical environment to transmit a signed request to the authentication system.

Clause 146. The system of Clause 142, wherein the first network connection and the second network connection are both established over a wide area network.

Clause 147. The system of Clause 142, wherein the computer-executable instructions, when executed by the one or more processors, further configure the one or more processors to receive a message from the network device residing in the clinical environment via the first network connection, wherein the messages include information associated with the one or more infusion pumps in communication with the network device.

Clause 148. The system of Clause 147, wherein the network device is configured to communicate with the one or more infusion pumps over a local area network.

Clause 149. Non-transitory physical computer storage storing computer-executable instructions that, when executed by one or more computing devices, configure the one or more computing devices to: process an authentication request from the network device residing in the clinical environment via a first network connection, wherein the authentication request includes identifying information associated with the clinical environment, and wherein the clinical environment includes one or more infusion pumps in communication with the network device; identify login credentials to be used to authenticate the network device residing in the clinical environment; cause the login credentials to be transmitted to an authentication system configured to authenticate requests from the network device residing in the clinical environment via a second network connection different from the first network connection; receive a security token from the authentication system, the security token being usable by the network device to transmit requests to the authentication system via the second network connection; and cause the security token to be transmitted to the network device residing in the clinical environment via the first network connection.

Clause 150. The non-transitory physical computer storage of Clause 149, wherein the first network connection is a secured and authenticated WebSocket connection.

Clause 151. The non-transitory physical computer storage of Clause 149, wherein the computer-executable instructions, when executed by the one or more computing devices, further configure the one or more computing devices to cause the network device residing in the clinical environment to transmit a signed request to the authentication system.

Clause 152. The non-transitory physical computer storage of Clause 149, wherein the first network connection and the second network connection are both established over a wide area network.

Clause 153. The non-transitory physical computer storage of Clause 149, wherein the computer-executable instructions, when executed by the one or more computing devices, further configure the one or more computing devices to receive a message from the network device residing in the clinical environment via the first network connection, wherein the messages include information associated with the one or more infusion pumps in communication with the network device.

Clause 154. The non-transitory physical computer storage of Clause 149, wherein the condition is satisfied based on the

information in the message being usable to generate one or more user interfaces in response to a request from the clinical environment.

Clause 155. A method for tagging messages from infusion pumps residing in a clinical environment, the method comprising: processing a pump message including information about an infusion pump residing in the clinical environment; tagging the pump message with a facility identifier indicative of a facility associated with the infusion pump and an account identifier indicative of an account associated with the infusion pump, wherein the facility is below the account in a hierarchical structure, and wherein the hierarchical structure includes one or more intermediate levels that are between the facility and the account in the hierarchical structure; and transmitting the tagged pump message to a remote server such that the facility identifier of the tagged pump message and the account identifier of the tagged message need not be changed by the remote server in response the facility being moved within the hierarchical structure.

Clause 156. The method of Clause 155, wherein the facility identifier and the account identifier are permanent identifiers that are not changed in response to the facility being moved to another system or region in the hierarchical structure.

Clause 157. The method of Clause 155, wherein the infusion pump is configured to generate pump messages without determining the facility associated with the infusion pump or the account associated with the infusion pump.

Clause 158. The method of Clause 155, further comprising determining, in a priority order, whether one or more facility detection indicators correspond to one of a plurality of facility identifiers stored in a database.

Clause 159. The method of Clause 158, further comprising, in response to determining that none of the one or more facility detection indicators corresponds to any of the plurality of facility identifiers stored in the database, tagging the pump message with a default facility identifier indicating that the pump message originated from an infusion pump that is not associated with a known facility.

Clause 160. The method of Clause 155, further comprising tagging the pump message with a first intermediate identifier indicative of a first intermediate level of the one or more intermediate levels such that the tagged pump message includes the facility identifier, the account identifier, and the first intermediate identifier.

Clause 161. The method of Clause 160, in response to determining that the facility is no longer associated with the first intermediate level in the hierarchical structure, updating the first intermediate identifier, such that the tagged pump message includes the updated first intermediate identifier.

Clause 162. The method of Clause 155, wherein processing the pump message comprises converting a message in a first format received from the infusion pump into the pump message in a second format different from the first format.

Clause 163. An apparatus configured to tag messages from infusion pumps residing in a clinical environment, the apparatus comprising: one or more processors; and one or more memories in communication with the one or more processors and storing computer-executable instructions that, when executed by the one or more processors, configure the one or more processors to: process a pump message including information about an infusion pump residing in the clinical environment; cause the pump message to be tagged with a facility identifier indicative of a facility associated with the infusion pump and an account identifier indicative of an account associated with the infusion pump,

wherein the facility is below the account in a hierarchical structure, and wherein the message is not tagged with at least one other identifier indicative of an intermediate level that is between the facility and the account in the hierarchical structure; and cause the tagged pump message to be transmitted to a remote server such that the facility identifier of the tagged pump message and the account identifier of the tagged message need not be changed by the remote server in response to the facility being moved within the hierarchical structure.

Clause 164. The apparatus of Clause 163, wherein the facility identifier and the account identifier are permanent identifiers that are not changed in response to the facility being moved within the hierarchical structure.

Clause 165. The apparatus of Clause 163, wherein the facility identifier and the account identifier are permanent identifiers that are not changed in response to the facility being moved to another system or region in the hierarchical structure.

Clause 166. The apparatus of Clause 163, wherein the infusion pump is configured to generate pump messages without determining the facility associated with the infusion pump or the account associated with the infusion pump.

Clause 167. The apparatus of Clause 163, wherein the computer-executable instructions further configure the one or more processors to cause the pump message to be tagged with a first intermediate identifier indicative of a first intermediate level of the one or more intermediate levels such that the tagged pump message includes the facility identifier, the account identifier, and the first intermediate identifier.

Clause 168. The apparatus of Clause 167, wherein the computer-executable instructions further configure the one or more processors to, in response to determining that the facility is no longer associated with the first intermediate level in the hierarchical structure, cause the first intermediate identifier to be updated, such that the tagged pump message includes the updated first intermediate identifier.

Clause 169. The apparatus of Clause 163, wherein processing the pump message comprises converting a message in a first format received from the infusion pump into the pump message in a second format different from the first format.

Clause 170. Non-transitory physical computer storage storing computer-executable instructions that, when executed by one or more computing devices, configure the one or more computing devices to: process a pump message including information about an infusion pump residing in the clinical environment; cause the pump message to be tagged with a facility identifier indicative of a facility associated with the infusion pump and an account identifier indicative of an account associated with the infusion pump, wherein the facility is below the account in a hierarchical structure, and wherein the message is not tagged with at least one other identifier indicative of an intermediate level that is between the facility and the account in the hierarchical structure; and cause the tagged pump message to be transmitted to a remote server such that the facility identifier of the tagged pump message and the account identifier of the tagged message need not be changed by the remote server in response to the facility being moved within the hierarchical structure.

Clause 171. The non-transitory physical computer storage of Clause 170, wherein the facility identifier and the account identifier are permanent identifiers that are not changed in response to the facility being moved to another system or region in the hierarchical structure.

Clause 172. The non-transitory physical computer storage of Clause 170, wherein the infusion pump is configured to generate pump messages without determining the facility associated with the infusion pump or the account associated with the infusion pump.

Clause 173. The non-transitory physical computer storage of Clause 170, wherein the intermediate level in the hierarchical structure is a system associated with the infusion pump or a region associated with the infusion pump.

Clause 174. The non-transitory physical computer storage of Clause 170, wherein processing the pump message comprises converting a message in a first format received from the infusion pump into the pump message in a second format different from the first format.

Other Considerations

It is to be understood that not necessarily all objects or advantages may be achieved in accordance with any particular embodiment described herein. Thus, for example, those skilled in the art will recognize that certain embodiments may be configured to operate in a manner that achieves or optimizes one advantage or group of advantages as taught herein without necessarily achieving other objects or advantages as may be taught or suggested herein.

Many other variations than those described herein will be apparent from this disclosure. For example, depending on the embodiment, certain acts, events, or functions of any of the algorithms described herein can be performed in a different sequence, can be added, merged, or left out altogether (e.g., not all described acts or events are necessary for the practice of the algorithms). Moreover, in certain embodiments, acts or events can be performed concurrently, e.g., through multi-threaded processing, interrupt processing, or multiple processors or processor cores or on other parallel architectures, rather than sequentially. In addition, different tasks or processes can be performed by different machines and/or computing systems that can function together.

The various illustrative logical blocks, modules, and algorithm elements described in connection with the embodiments disclosed herein can be implemented as electronic hardware, computer software, or combinations of both. To clearly illustrate this interchangeability of hardware and software, various illustrative components, blocks, modules, and elements have been described above generally in terms of their functionality. Whether such functionality is implemented as hardware or software depends upon the particular application and design constraints imposed on the overall system. The described functionality can be implemented in varying ways for each particular application, but such implementation decisions should not be interpreted as causing a departure from the scope of the disclosure.

The various illustrative logical blocks and modules described in connection with the embodiments disclosed herein can be implemented or performed by a machine, such as a general purpose processor, a digital signal processor (DSP), an application specific integrated circuit (ASIC), a field programmable gate array (FPGA) or other programmable logic device, discrete gate or transistor logic, discrete hardware components, or any combination thereof designed to perform the functions described herein. A general-purpose processor can be a microprocessor, but in the alternative, the processor can be a controller, microcontroller, or state machine, combinations of the same, or the like. A processor can include electrical circuitry configured to process computer-executable instructions. In another embodiment, a processor includes an FPGA or other programmable device that performs logic operations without processing computer-executable instructions. A processor can also be imple-

mented as a combination of computing devices, e.g., a combination of a DSP and a microprocessor, a plurality of microprocessors, one or more microprocessors in conjunction with a DSP core, or any other such configuration.

Although described herein primarily with respect to digital technology, a processor may also include primarily analog components. For example, some or all of the signal processing algorithms described herein may be implemented in analog circuitry or mixed analog and digital circuitry. A computing environment can include any type of computer system, including, but not limited to, a computer system based on a microprocessor, a mainframe computer, a digital signal processor, a portable computing device, a device controller, or a computational engine within an appliance, to name a few.

The elements of a method, process, or algorithm described in connection with the embodiments disclosed herein can be embodied directly in hardware, in a software module stored in one or more memory devices and executed by one or more processors, or in a combination of the two. A software module can reside in RAM memory, flash memory, ROM memory, EPROM memory, EEPROM memory, registers, hard disk, a removable disk, a CD-ROM, or any other form of non-transitory computer-readable storage medium, media, or physical computer storage known in the art. An example storage medium can be coupled to the processor such that the processor can read information from, and write information to, the storage medium. In the alternative, the storage medium can be integral to the processor. The storage medium can be volatile or nonvolatile. The processor and the storage medium can reside in an ASIC. The ASIC can reside in a user terminal. In the alternative, the processor and the storage medium can reside as discrete components in a user terminal.

Conditional language used herein, such as, among others, “can,” “might,” “may,” “e.g.,” and the like, unless specifically stated otherwise, or otherwise understood within the context as used, is generally intended to convey that certain embodiments include, while other embodiments do not include, certain features, elements, and/or states. Thus, such conditional language is not generally intended to imply that features, elements and/or states are in any way required for one or more embodiments or that one or more embodiments necessarily include logic for deciding, with or without author input or prompting, whether these features, elements and/or states are included or are to be performed in any particular embodiment. The terms “comprising,” “including,” “having,” and the like are synonymous and are used inclusively, in an open-ended fashion, and do not exclude additional elements, features, acts, operations, and so forth. Also, the term “or” is used in its inclusive sense (and not in its exclusive sense) so that when used, for example, to connect a list of elements, the term “or” means one, some, or all of the elements in the list. Further, the term “each,” as used herein, in addition to having its ordinary meaning, can mean any subset of a set of elements to which the term “each” is applied.

Disjunctive language such as the phrase “at least one of X, Y, or Z,” unless specifically stated otherwise, is otherwise understood with the context as used in general to present that an item, term, etc., may be either X, Y, or Z, or any combination thereof (e.g., X, Y, and/or Z). Thus, such disjunctive language is not generally intended to, and should not, imply that certain embodiments require at least one of X, at least one of Y, or at least one of Z to each be present.

Unless otherwise explicitly stated, articles such as “a,” “an,” or “the” should generally be interpreted to include one

or more described items. Accordingly, phrases such as “a device configured to” are intended to include one or more recited devices. Such one or more recited devices can also be collectively configured to carry out the stated recitations. For example, “a processor configured to carry out recitations A, B, and C” can include a first processor configured to carry out recitation A working in conjunction with a second processor configured to carry out recitations B and C.

While the above detailed description has shown, described, and pointed out novel features as applied to various embodiments, it will be understood that various omissions, substitutions, and changes in the form and details of the devices or algorithms illustrated can be made without departing from the spirit of the disclosure. As will be recognized, certain embodiments described herein can be implemented within a form that does not provide all of the features and benefits set forth herein, as some features can be used or practiced separately from others. All such modifications and variations are intended to be included herein within the scope of this disclosure. Further, additional embodiments created by combining any two or more features or techniques of one or more embodiments described herein are also intended to be included herein within the scope of this disclosure.

What is claimed is:

1. A method for tagging messages from infusion pumps residing in a clinical environment, the method comprising:

processing a pump message including information about an infusion pump residing in the clinical environment, wherein the infusion pump is located in a facility having a facility identifier, wherein the facility is in a first network of facilities that belongs to an account having an account identifier;

tagging the pump message with the facility identifier and the account identifier;

refraining from tagging the pump message with a network identifier of the first network to which the facility belongs; and

transmitting the tagged pump message to a remote server such that hierarchical identifiers of the pump message, which include the facility identifier of the tagged pump message and the account identifier of the tagged message, need not be changed by the remote server in response to the facility being moved to another network of facilities that belongs to the same account, due to the tagged pump message not having been tagged with the network identifier of the first network.

2. The method of claim 1, wherein the facility identifier and the account identifier are permanent identifiers that are not changed in response to the facility being moved to another network of facilities that belongs to the same account.

3. The method of claim 1, wherein the infusion pump is configured to generate pump messages without determining the facility associated with the infusion pump or the account associated with the infusion pump.

4. The method of claim 1, further comprising determining, in a priority order, whether one or more facility detection indicators correspond to one of a plurality of facility identifiers stored in a database.

5. The method of claim 4, further comprising, in response to determining that none of the one or more facility detection indicators corresponds to any of the plurality of facility identifiers stored in the database, tagging the pump message with a default facility identifier indicating that the pump message originated from an infusion pump that is not associated with a known facility.

6. The method of claim 1, further comprising tagging another pump message with the network identifier of the first network such that the tagged pump message includes the facility identifier, the account identifier, and the network identifier.

7. The method of claim 6, in response to determining that the facility has been moved to another network, updating the network identifier, such that said another pump message includes the updated network identifier indicates said another network.

8. The method of claim 1, wherein processing the pump message comprises converting a message in a first format received from the infusion pump into the pump message in a second format different from the first format.

9. An apparatus configured to tag messages from infusion pumps residing in a clinical environment, the apparatus comprising:

one or more processors; and

one or more memories in communication with the one or more processors and storing computer-executable instructions that, when executed by the one or more processors, configure the one or more processors to:

process a pump message including information about an infusion pump residing in the clinical environment, wherein the infusion pump is located in a facility having a facility identifier, wherein the facility is in a first network of facilities that belongs to an account having an account identifier;

cause the pump message to be tagged with the facility identifier and the account identifier;

refrain from causing the pump message to be tagged with a network identifier of the first network to which the facility belongs; and

cause the tagged pump message to be transmitted to a remote server such that hierarchical identifiers of the pump message, which include the facility identifier of the tagged pump message and the account identifier of the tagged message, need not be changed by the remote server in response to the facility being moved to another network of facilities that belongs to the same account, due to the tagged pump message not having been tagged with the network identifier of the first network.

10. The apparatus of claim 9, wherein the facility identifier and the account identifier are permanent identifiers that are not changed in response to the facility being moved within the same account.

11. The apparatus of claim 9, wherein the facility identifier and the account identifier are permanent identifiers that are not changed in response to the facility being moved to another network of facilities that belongs to the same account.

12. The apparatus of claim 9, wherein the infusion pump is configured to generate pump messages without determining the facility associated with the infusion pump or the account associated with the infusion pump.

13. The apparatus of claim 9, wherein the computer-executable instructions further configure the one or more processors to cause another pump message to be tagged with the network identifier of the first network such that the tagged pump message includes the facility identifier, the account identifier, and the network identifier.

14. The apparatus of claim 13, wherein the computer-executable instructions further configure the one or more processors to, in response to determining that the facility has been moved to another network, cause the network identifier

45

to be updated, such that the tagged pump message includes the updated network identifier indicates said another network.

15. The apparatus of claim 9, wherein processing the pump message comprises converting a message in a first format received from the infusion pump into the pump message in a second format different from the first format.

16. Non-transitory physical computer storage storing computer-executable instructions that, when executed by one or more computing devices, configure the one or more computing devices to:

process a pump message including information about an infusion pump residing in a clinical environment, wherein the infusion pump is located in a facility having a facility identifier, wherein the facility is in a first network of facilities that belongs to an account having an account identifier;

cause the pump message to be tagged with the facility identifier and the account identifier;

refrain from causing the pump message to be tagged with a network identifier of the first network to which the facility belongs; and

cause the tagged pump message to be transmitted to a remote server such that hierarchical identifiers of the pump message, which include the facility identifier of the tagged pump message and the account identifier of the tagged message, need not be changed by the remote

46

server in response to the facility being moved to another network of facilities that belongs to the same account, due to the tagged pump message not having been tagged with the network identifier of the first network.

17. The non-transitory physical computer storage of claim 16, wherein the facility identifier and the account identifier are permanent identifiers that are not changed in response to the facility being moved to another network of facilities that belongs to the same account.

18. The non-transitory physical computer storage of claim 16, wherein the infusion pump is configured to generate pump messages without determining the facility associated with the infusion pump or the account associated with the infusion pump.

19. The non-transitory physical computer storage of claim 16, wherein the first network belongs to a region that includes one or more additional networks of facilities that are different from the first network, and wherein the region is one of a plurality of regions that belong to the account.

20. The non-transitory physical computer storage of claim 16, wherein processing the pump message comprises converting a message in a first format received from the infusion pump into the pump message in a second format different from the first format.

* * * * *