



US010741011B2

(12) **United States Patent Marks**

(10) **Patent No.: US 10,741,011 B2**
(45) **Date of Patent: Aug. 11, 2020**

(54) **SYSTEMS AND METHODS OF ELECTRONIC GAMING INCLUDING A PLAYER GOAL WHEEL ARRANGED TO DISPLAY A PLURALITY OF PLAYER GOALS**

(71) Applicant: **Aristocrat Technologies Australia Pty Limited**, North Ryde, NSW (AU)

(72) Inventor: **Daniel Mordecai Marks**, Decatur, GA (US)

(73) Assignee: **ARISTOCRAT TECHNOLOGIES AUSTRALIA PTY LIMITED**, North Ryde, NSW (AU)

(*) Notice: Subject to any disclaimer, the term of this patent is extended or adjusted under 35 U.S.C. 154(b) by 0 days.

(21) Appl. No.: **16/141,547**

(22) Filed: **Sep. 25, 2018**

(65) **Prior Publication Data**

US 2020/0098220 A1 Mar. 26, 2020

(51) **Int. Cl.**
G07F 17/32 (2006.01)
G07F 17/34 (2006.01)

(52) **U.S. Cl.**
CPC **G07F 17/3213** (2013.01); **G07F 17/3276** (2013.01); **G07F 17/34** (2013.01)

(58) **Field of Classification Search**
USPC 463/1, 20, 22, 25, 29, 30
See application file for complete search history.

(56) **References Cited**

U.S. PATENT DOCUMENTS

7,399,226 B2 * 7/2008 Mishra G07F 17/3244
273/139
7,819,741 B1 * 10/2010 Luciano G07F 17/32
463/16

2003/0060277 A1 3/2003 Webb et al.
2003/0069066 A1 * 4/2003 Seelig G07F 17/32
463/20
2005/0020343 A1 1/2005 Gerrard et al.
2006/0116191 A1 6/2006 Vancura
2008/0139288 A1 * 6/2008 Jackson G07F 17/3267
463/20
2009/0117993 A1 * 5/2009 Bigelow, Jr. G07F 17/32
463/22
2009/0312087 A1 * 12/2009 Winegardner G07F 17/32
463/20
2012/0122571 A1 * 5/2012 DeSimone G07F 17/3211
463/31
2014/0194180 A1 * 7/2014 Elmqvist G07F 17/329
463/18

* cited by examiner

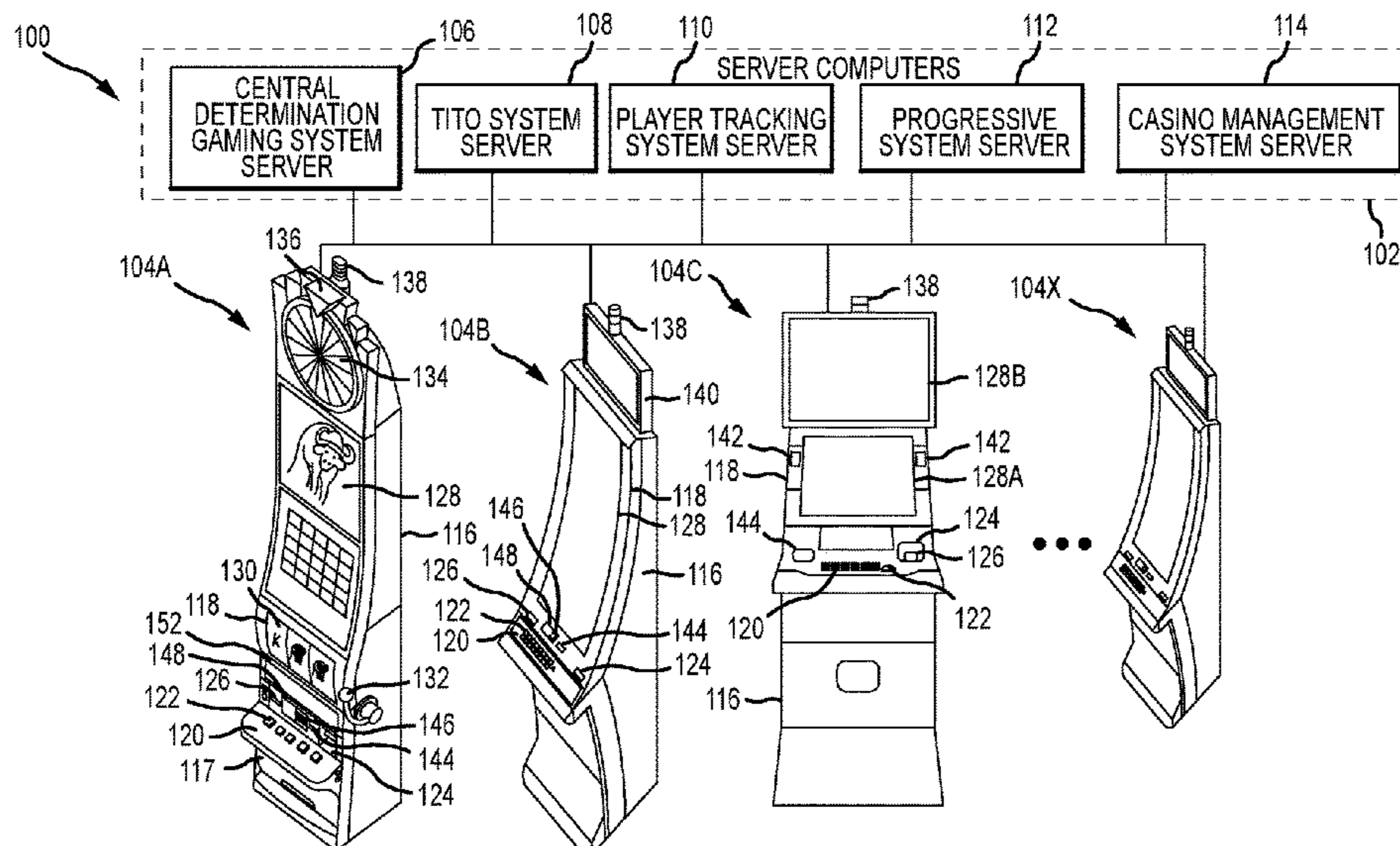
Primary Examiner — Adetokunbo O Torimiro

(74) Attorney, Agent, or Firm — Armstrong Teasdale LLP

(57) **ABSTRACT**

An electronic gaming machine may present a wagering game in which a player goal is displayed for a player of the electronic gaming machine. In general, the player goal may specify a goal to be achieved by the player in an associated reel game. In one embodiment, such a player goal is displayed on a simulated wheel (or “goal wheel”). During play of the wagering game, the electronic gaming machine may spin and stop the goal wheel to identify one of the player goals displayed on the goal wheel. Likewise, the electronic gaming machine may spin and stop a plurality of reels to display a game outcome. The electronic gaming machine may compare the identified player goal to the game outcome, and if the game outcome matches or otherwise satisfies the player goal, the electronic gaming machine may provide a game award (and/or another game feature, such as a bonus game) to the player.

19 Claims, 6 Drawing Sheets



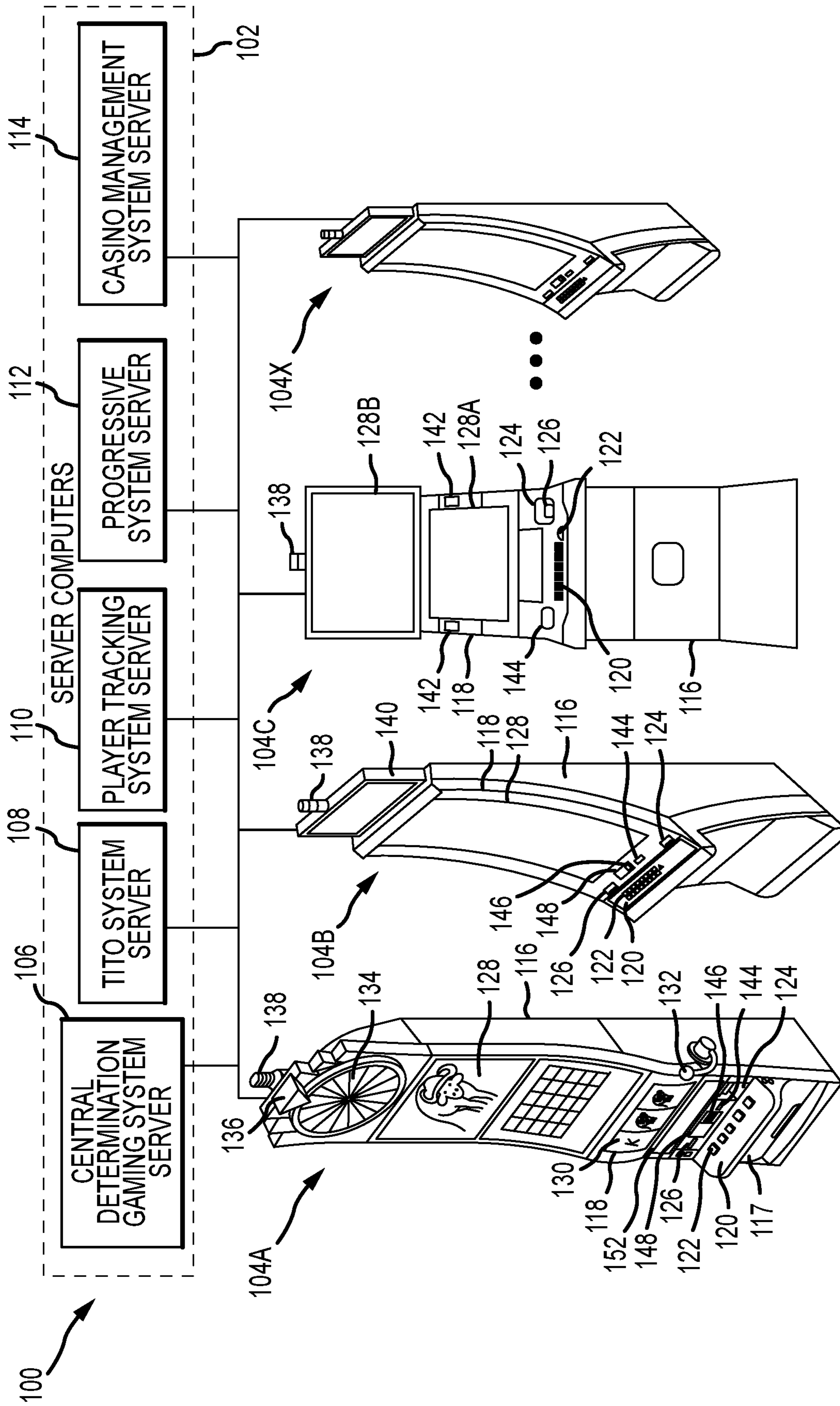


FIG.1

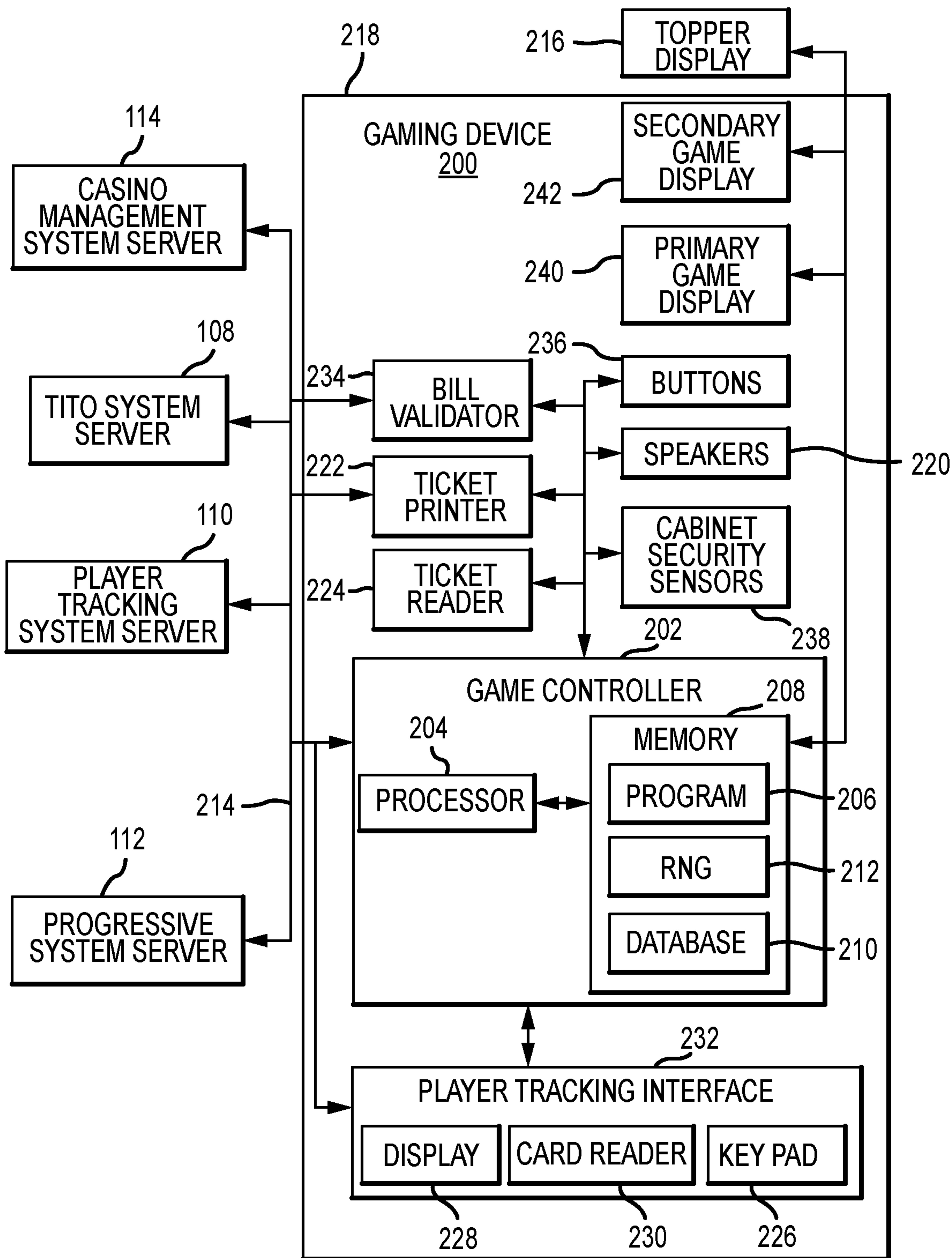



FIG.2



| GAME 1 | 5 DRAGONS | | | |
|--------|-----------|-----|-----|-----|
| | | | | |
| | | | | |
| | | | | |
| 304 | 306 | 308 | 310 | 312 |

FIG. 3

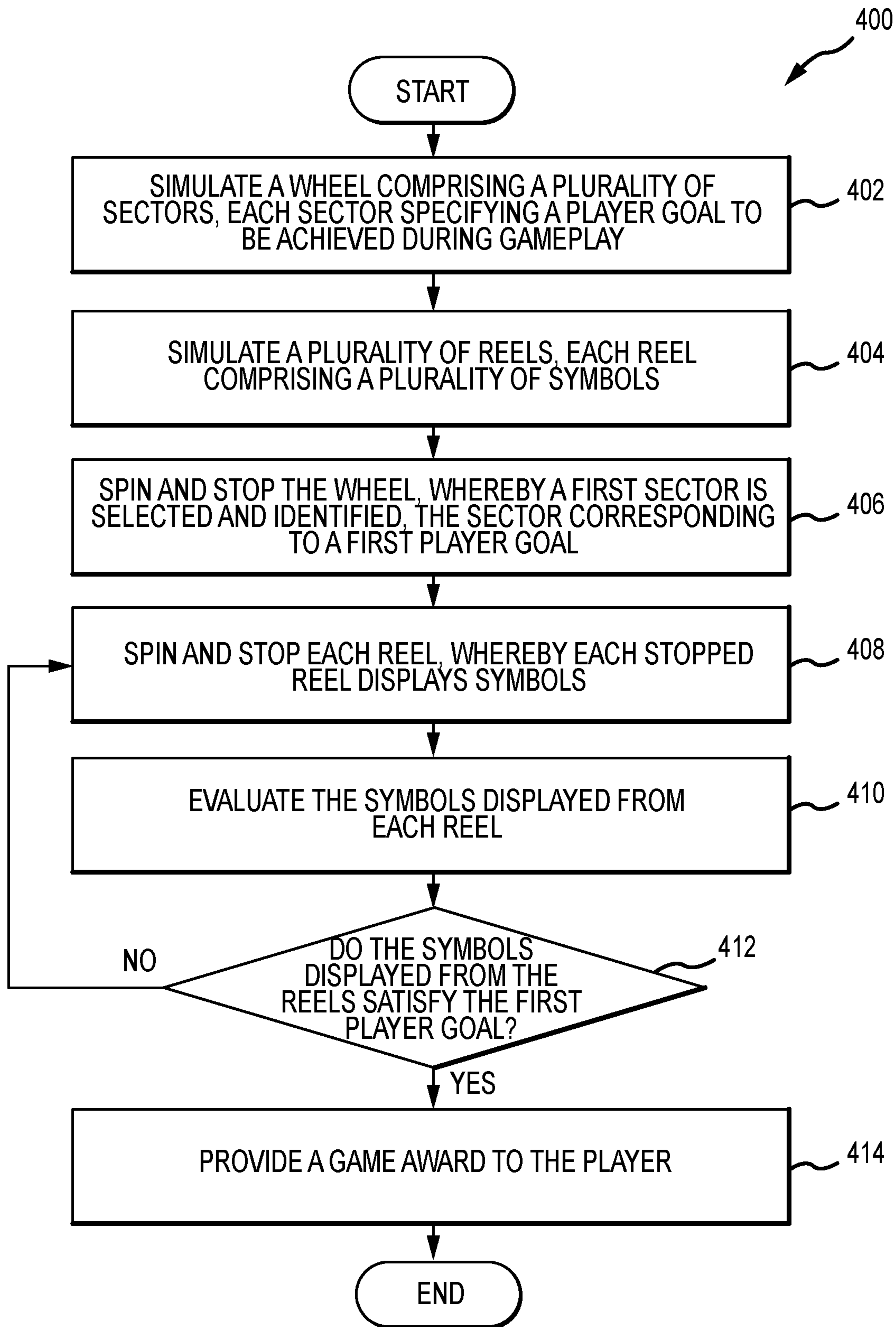


FIG.4

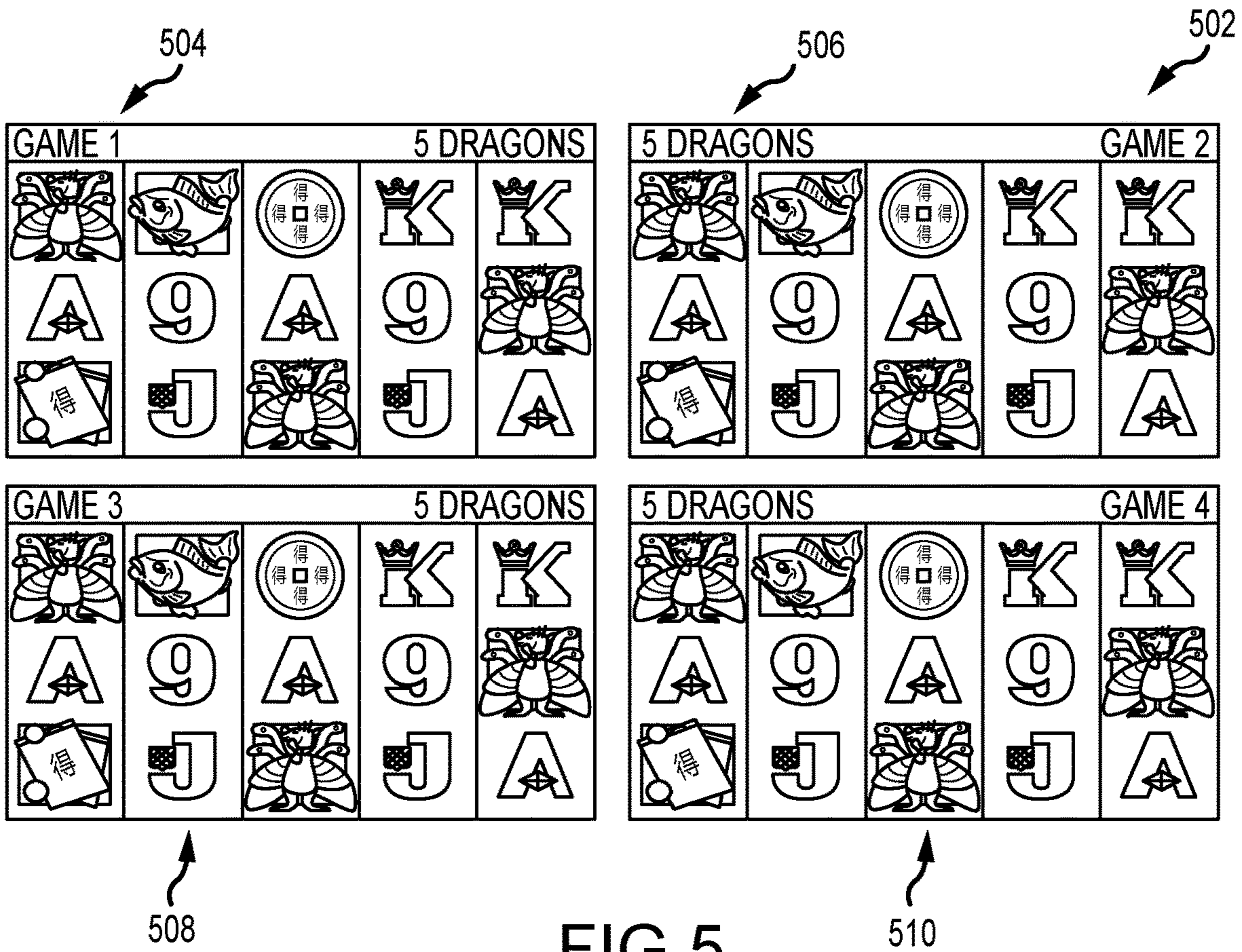



FIG. 5

600

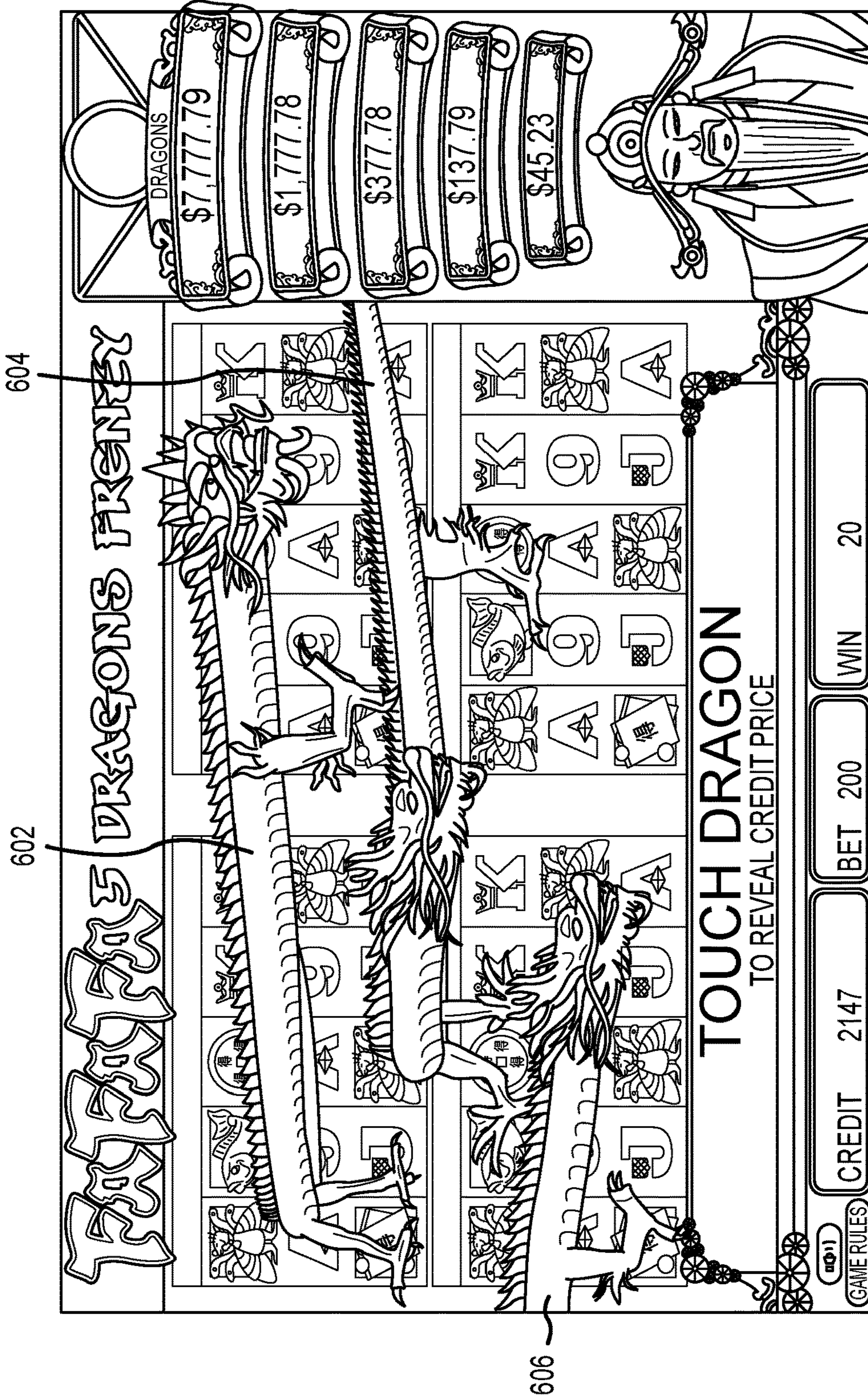


FIG. 6

1

**SYSTEMS AND METHODS OF ELECTRONIC
GAMING INCLUDING A PLAYER GOAL
WHEEL ARRANGED TO DISPLAY A
PLURALITY OF PLAYER GOALS**

TECHNICAL FIELD

The field of disclosure relates generally to electronic gaming, and more particularly, to systems and methods of electronic gaming that include a player goal wheel that is displayed along with a plurality of reels, and wherein the player goal wheel indicates one or more player goals to be achieved using the plurality of reels.

BACKGROUND

Electronic gaming machines (EGMs), or gaming devices, provide a variety of wagering games such as, for example, and without limitation, slot games, video poker games, video blackjack games, roulette games, video bingo games, keno games, and other types of games that are frequently offered at casinos and other locations. Play on EGMs typically involves a player establishing a credit balance by inserting or otherwise submitting money and placing a monetary wager (deducted from the credit balance) on one or more outcomes of an instance, or play, of a primary game, sometimes referred to as a base game. In many games, a player may qualify for secondary games or bonus rounds by attaining a certain winning combination or other triggering event in the base game. Secondary games provide an opportunity to win additional game instances, credits, awards, jackpots, progressives, etc. Awards from any winning outcomes are typically added back to the credit balance and can be provided to the player upon completion of a gaming session or when the player wants to “cash out.”

Slot games are often displayed to the player in the form of various symbols arranged in a row-by-column grid, or “matrix,” which may define a plurality of symbol positions, and which may be generated by spinning a plurality of reels, each of which may correspond to a respective column of the matrix. Specific matching combinations of symbols along predetermined paths, or paylines, drawn through the matrix indicate the outcome of the game. The display typically highlights winning combinations and outcomes for ready identification by the player. Matching combinations and their corresponding awards are usually shown in a “paytable” that is available to the player for reference. Often, the player may vary his/her wager to included differing numbers of paylines and/or the amount bet on each line. By varying the wager, the player may sometimes alter the frequency or number of winning combinations, the frequency or number of secondary games, and/or the amount awarded.

Typical games use a random number generator (RNG) to randomly determine the outcome of each game. The game is designed to return a certain percentage of the amount wagered back to the player, referred to as return to player (RTP), over the course of many plays or instances of the game. The RTP and randomness of the RNG are fundamental to ensuring the fairness of the games and are therefore highly regulated. The RNG may be used to randomly determine the outcome of a game and symbols may then be selected that correspond to that outcome. Alternatively, the RNG may be used to randomly select the symbols whose resulting combinations determine the outcome. Notably,

2

some games may include an element of skill on the part of the player and are therefore not entirely random.

SUMMARY

5

An electronic gaming machine is provided. In at least some embodiments, the electronic gaming machine may be configured to present a wagering game in which a player goal is displayed for a player of the electronic gaming machine. In general, the player goal may specify a goal to be achieved by the player in an associated reel game, such as, for example, on a plurality of reels displayed in conjunction with the player goal. The player goal may be presented in a variety of formats. In one example, a simulated wheel (or “goal wheel”) is provided. The goal wheel is divided into a plurality of sectors, and each sector is associated with a respective player goal.

During play of the wagering game, the electronic gaming machine may spin and stop the goal wheel to identify one of the player goals displayed on the goal wheel. Likewise, the electronic gaming machine may spin and stop a plurality of reels to display a plurality of symbols (or a “game outcome”) from each reel of the plurality of reels. With each spin of the reels, the electronic gaming machine may compare the identified player goal to a respective game outcome, and if any game outcome matches or otherwise satisfies the player goal, the electronic gaming machine may provide a game award (and/or another game feature, such as a bonus game) to the player.

30

BRIEF DESCRIPTION OF THE DRAWINGS

An example embodiment of the subject matter disclosed will now be described with reference to the accompanying drawings.

FIG. 1 is an exemplary diagram showing several EGMs networked with various gaming-related servers;

FIG. 2 is a block diagram showing various functional elements of an exemplary EGM;

FIG. 3 is an illustration of a visual display of an exemplary wagering game that includes a goal wheel and a plurality of reels;

FIG. 4 is a flowchart illustrating an exemplary process for playing the wagering game including the goal wheel and plurality of reels shown at FIG. 3;

FIG. 5 is an illustration of a visual display of an exemplary wagering game that includes a goal wheel and a plurality of sets of reels; and

FIG. 6 is an illustration of a visual display of an exemplary mini-game that may be triggered during the wagering game described with respect to FIGS. 3-5.

DETAILED DESCRIPTION

The wagering game described herein may include one or more goal wheels and one or more sets of reels. In the exemplary embodiment, a single goal wheel is provided in conjunction with a single set of reels. The goal wheel may be partitioned into a plurality of sectors, each of which may specify a player goal to be achieved on the reels for a particular award. Specifically, the goal wheel may include a plurality of player goals, each of which may indicate a goal that a player may attempt to achieve on the reels. During gameplay, the goal wheel may be spun and stopped, such that a sector of the wheel, including a player goal, is selected and identified. Further, the reels may be spun and stopped, and a plurality of symbols from each of the reels may be

65

displayed. The symbols from each reel may be evaluated to determine whether the player goal associated with the identified sector of the goal wheel is satisfied by the symbols displayed from the reels. If the player goal is satisfied, the player may receive a game award, a bonus game, such as a “frenzy” game, may be initiated, and/or any other suitable action may be taken.

FIG. 1 illustrates several different models of EGMs which may be networked to various gaming related servers. Shown is a system 100 in a gaming environment including one or more server computers 102 (e.g., slot servers of a casino) that are in communication, via a communications network, with one or more gaming devices 104A-104X (EGMs, slots, video poker, bingo machines, etc.) that can implement one or more aspects of the present disclosure. The gaming devices 104A-104X may alternatively be portable and/or remote gaming devices such as, but not limited to, a smart phone, a tablet, a laptop, or a game console, although such devices may require specialized software and/or hardware to comply with regulatory requirements regarding devices used for wagering or games of chance in which monetary awards are provided.

Communication between the gaming devices 104A-104X and the server computers 102, and among the gaming devices 104A-104X, may be direct or indirect, such as over the Internet through a web site maintained by a computer on a remote server or over an online data network including commercial online service providers, Internet service providers, private networks, and the like. In other embodiments, the gaming devices 104A-104X may communicate with one another and/or the server computers 102 over RF, cable TV, satellite links and the like.

In some embodiments, server computers 102 may not be necessary and/or preferred. For example, in one or more embodiments, a stand-alone gaming device such as gaming device 104A, gaming device 104B or any of the other gaming devices 104C-104X can implement one or more aspects of the present disclosure. However, it is typical to find multiple EGMs connected to networks implemented with one or more of the different server computers 102 described herein.

The server computers 102 may include a central determination gaming system server 106, a ticket-in-ticket-out (TITO) system server 108, a player tracking system server 110, a progressive system server 112, and/or a casino management system server 114. Gaming devices 104A-104X may include features to enable operation of any or all servers for use by the player and/or operator (e.g., the casino, resort, gaming establishment, tavern, pub, etc.). For example, game outcomes may be generated on a central determination gaming system server 106 and then transmitted over the network to any of a group of remote terminals or remote gaming devices 104A-104X that utilize the game outcomes and display the results to the players.

Gaming device 104A is often of a cabinet construction which may be aligned in rows or banks of similar devices for placement and operation on a casino floor. The gaming device 104A often includes a main door 154 which provides access to the interior of the cabinet. Gaming device 104A typically includes a button area or button deck 120 accessible by a player that is configured with input switches or buttons 122, an access channel for a bill validator 124, and/or an access channel for a ticket-out printer 126.

In FIG. 1, gaming device 104A is shown as a ReIm XL™ model gaming device manufactured by Aristocrat® Technologies, Inc. As shown, gaming device 104A is a reel machine having a gaming display area 118 comprising a

number (typically 3 or 5) of mechanical reels 130 with various symbols displayed on them. The reels 130 are independently spun and stopped to show a set of symbols within the gaming display area 118 which may be used to determine an outcome to the game.

In many configurations, the gaming machine 104A may have a main display 128 (e.g., video display monitor) mounted to, or above, the gaming display area 118. The main display 128 can be a high-resolution LCD, plasma, LED, or OLED panel which may be flat or curved as shown, a cathode ray tube, or other conventional electronically controlled video monitor.

In some embodiments, the bill validator 124 may also function as a “ticket-in” reader that allows the player to use a casino issued credit ticket to load credits onto the gaming device 104A (e.g., in a cashless ticket (“TITO”) system). In such cashless embodiments, the gaming device 104A may also include a “ticket-out” printer 126 for outputting a credit ticket when a “cash out” button is pressed. Cashless TITO systems are well known in the art and are used to generate and track unique bar-codes or other indicators printed on tickets to allow players to avoid the use of bills and coins by loading credits using a ticket reader and cashing out credits using a ticket-out printer 126 on the gaming device 104A. The gaming machine 104A can have hardware meters for purposes including ensuring regulatory compliance and monitoring the player credit balance. In addition, there can be additional meters that record the total amount of money wagered on the gaming machine, total amount of money deposited, total amount of money withdrawn, total amount of winnings on gaming device 104A.

In some embodiments, a player tracking card reader 144, a transceiver for wireless communication with a player’s smartphone, a keypad 146, and/or an illuminated display 148 for reading, receiving, entering, and/or displaying player tracking information is provided in EGM 104A. In such embodiments, a game controller within the gaming device 104A can communicate with the player tracking system server 110 to send and receive player tracking information.

Gaming device 104A may also include a bonus topper wheel 134. When bonus play is triggered (e.g., by a player achieving a particular outcome or set of outcomes in the primary game), bonus topper wheel 134 is operative to spin and stop with indicator arrow 136 indicating the outcome of the bonus game. Bonus topper wheel 134 is typically used to play a bonus game, but it could also be incorporated into play of the base or primary game.

A candle 138 may be mounted on the top of gaming device 104A and may be activated by a player (e.g., using a switch or one of buttons 122) to indicate to operations staff that gaming device 104A has experienced a malfunction or the player requires service. The candle 138 is also often used to indicate a jackpot has been won and to alert staff that a hand payout of an award may be needed.

There may also be one or more information panels 152 which may be a back-lit, silkscreened glass panel with lettering to indicate general game information including, for example, a game denomination (e.g., \$0.25 or \$1), pay lines, pay tables, and/or various game related graphics. In some embodiments, the information panel(s) 152 may be implemented as an additional video display.

Gaming devices 104A have traditionally also included a handle 132 typically mounted to the side of main cabinet 116 which may be used to initiate game play.

Many or all the above described components can be controlled by circuitry (e.g., a gaming controller) housed

5

inside the main cabinet **116** of the gaming device **104A**, the details of which are shown in FIG. **2**.

Note that not all gaming devices suitable for implementing embodiments of the present disclosure necessarily include top wheels, top boxes, information panels, cashless ticket systems, and/or player tracking systems. Further, some suitable gaming devices have only a single game display that includes only a mechanical set of reels and/or a video display, while others are designed for bar counters or table tops and have displays that face upwards.

An alternative example gaming device **104B** illustrated in FIG. **1** is the Arc model gaming device manufactured by Aristocrat® Technologies, Inc. Note that where possible, reference numerals identifying similar features of the gaming device **104A** embodiment are also identified in the gaming device **104B** embodiment using the same reference numbers. Gaming device **104B** does not include physical reels and instead shows game play functions on main display **128**. An optional topper screen **140** may be used as a secondary game display for bonus play, to show game features or attraction activities while a game is not in play, or any other information or media desired by the game designer or operator. In some embodiments, topper screen **140** may also or alternatively be used to display progressive jackpot prizes available to a player during play of gaming device **104B**.

Example gaming device **104B** includes a main cabinet **116** including a main door **154** which opens to provide access to the interior of the gaming device **104B**. The main or service door **154** is typically used by service personnel to refill the ticket-out printer **126** and collect bills and tickets inserted into the bill validator **124**. The main or service door **154** may also be accessed to reset the machine, verify and/or upgrade the software, and for general maintenance operations.

Another example gaming device **104C** shown is the Helix™ model gaming device manufactured by Aristocrat® Technologies, Inc. Gaming device **104C** includes a main display **128A** that is in a landscape orientation. Although not illustrated by the front view provided, the landscape display **128A** may have a curvature radius from top to bottom, or alternatively from side to side. In some embodiments, display **128A** is a flat panel display. Main display **128A** is typically used for primary game play while secondary display **128B** is typically used for bonus game play, to show game features or attraction activities while the game is not in play or any other information or media desired by the game designer or operator. In some embodiments, example gaming device **104C** may also include speakers **142** to output various audio such as game sound, background music, etc.

Many different types of games, including mechanical slot games, video slot games, video poker, video black jack, video pachinko, keno, bingo, and lottery, may be provided with or implemented within the depicted gaming devices **104A-104C** and other similar gaming devices. Each gaming device may also be operable to provide many different games. Games may be differentiated according to themes, sounds, graphics, type of game (e.g., slot game vs. card game vs. game with aspects of skill), denomination, number of paylines, maximum jackpot, progressive or non-progressive, bonus games, and may be deployed for operation in Class 2 or Class 3, etc.

FIG. **2** is a block diagram depicting exemplary internal electronic components of a gaming device **200** connected to various external systems. All or parts of the example gaming device **200** shown could be used to implement any one of the

6

example gaming devices **104A-X** depicted in FIG. **1**. The games available for play on the gaming device **200** are controlled by a game controller **202** that includes one or more processors **204** and a game that may be stored as game software or a program **206** in a memory **208** coupled to the processor **204**. The memory **208** may include one or more mass storage devices or media that are housed within gaming device **200**. Within the mass storage devices and/or memory **208**, one or more databases **210** may be provided for use by the program **206**. A random number generator (RNG) **212** that can be implemented in hardware and/or software is typically used to generate random numbers that are used in the operation of game play to ensure that game play outcomes are random and meet regulations for a game of chance.

Alternatively, a game instance (i.e. a play or round of the game) may be generated on a remote gaming device such as a central determination gaming system server **106** (not shown in FIG. **2** but see FIG. **1**). The game instance is communicated to gaming device **200** via the network **214** and then displayed on gaming device **200**. Gaming device **200** may execute game software, such as but not limited to video streaming software that allows the game to be displayed on gaming device **200**. When a game is stored on gaming device **200**, it may be loaded from a memory **208** (e.g., from a read only memory (ROM)) or from the central determination gaming system server **106** to memory **208**. The memory **208** may include RAM, ROM or another form of storage media that stores instructions for execution by the processor **204**. Note that embodiments of the present disclosure represent an improvement in the art of EGM software and provide new technology in that they facilitate a wagering game in which a player goal is specified, and in which a game outcome achieved by or provided to a player is compared to the player goal to determine whether any of a variety of awards, such as, for example, game awards or feature games, may be provided to a player. These embodiments are thus not merely new game rules or simply a new display pattern.

The gaming device **200** may include a topper display **216** or another form of a top box (e.g., a topper wheel, a topper screen, etc.) which sits above cabinet **218**. The cabinet **218** or topper display **216** may also house a number of other components which may be used to add features to a game being played on gaming device **200**, including speakers **220**, a ticket printer **222** which prints bar-coded tickets or other media or mechanisms for storing or indicating a player's credit value, a ticket reader **224** which reads bar-coded tickets or other media or mechanisms for storing or indicating a player's credit value, and a player tracking interface **232**. The player tracking interface **232** may include a keypad **226** for entering information, a player tracking display **228** for displaying information (e.g., an illuminated or video display), a card reader **230** for receiving data and/or communicating information to and from media or a device such as a smart phone enabling player tracking. Ticket printer **222** may be used to print tickets for a TITO system server **108**. The gaming device **200** may further include a bill validator **234**, player-input buttons **236** for player input, cabinet security sensors **238** to detect unauthorized opening of the cabinet **218**, a primary game display **240**, and a secondary game display **242**, each coupled to and operable under the control of game controller **202**.

Gaming device **200** may be connected over network **214** to player tracking system server **110**. Player tracking system server **110** may be, for example, an OASIS® system manufactured by Aristocrat® Technologies, Inc. Player tracking

system server **110** is used to track play (e.g. amount wagered, games played, time of play and/or other quantitative or qualitative measures) for individual players so that an operator may reward players in a loyalty program. The player may use the player tracking interface **232** to access his/her account information, activate free play, and/or request various information. Player tracking or loyalty programs seek to reward players for their play and help build brand loyalty to the gaming establishment. The rewards typically correspond to the player's level of patronage (e.g., to the player's playing frequency and/or total amount of game plays at a given casino). Player tracking rewards may be complimentary and/or discounted meals, lodging, entertainment and/or additional play. Player tracking information may be combined with other information that is now readily obtainable by a casino management system.

Gaming devices, such as gaming devices **104A-104X**, **200**, are highly regulated to ensure fairness and, in many cases, gaming devices **104A-104X**, **200** are operable to award monetary awards (e.g., typically dispensed in the form of a redeemable voucher). Therefore, to satisfy security and regulatory requirements in a gaming environment, hardware and software architectures are implemented in gaming devices **104A-104X**, **200** that differ significantly from those of general-purpose computers. Adapting general purpose computers to function as gaming devices **200** is not simple or straightforward because of: 1) the regulatory requirements for gaming devices **200**, 2) the harsh environment in which gaming devices **200** operate, 3) security requirements, 4) fault tolerance requirements, and 5) the requirement for additional special purpose componentry enabling functionality of an EGM. These differences require substantial engineering effort with respect to game design implementation, hardware components and software.

When a player wishes to play the gaming device **200**, he/she can insert cash or a ticket voucher through a coin acceptor (not shown) or bill validator **234** to establish a credit balance on the game machine. The credit balance is used by the player to place wagers on instances of the game and to receive credit awards based on the outcome of winning instances. The credit balance is decreased by the amount of each wager and increased upon a win. The player can add additional credits to the balance at any time. The player may also optionally insert a loyalty club card into the card reader **230**. During the game, the player views the game outcome on one or more of the primary game display **240** and secondary game display **242**. Other game and prize information may also be displayed.

For each game instance, a player may make selections, which may affect play of the game. For example, the player may vary the total amount wagered by selecting the amount bet per line and the number of lines played. In many games, the player is asked to initiate or select options during course of game play (such as spinning a wheel to begin a bonus round or select various items during a feature game). The player may make these selections using the player-input buttons **236**, the primary game display **240** which may be a touch screen, or using some other device which enables a player to input information into the gaming device **200**.

During certain game events, the gaming device **200** may display visual and auditory effects that can be perceived by the player. These effects add to the excitement of a game, which makes a player more likely to enjoy the playing experience. Auditory effects include various sounds that are projected by the speakers **220**. Visual effects include flashing

lights, strobing lights or other patterns displayed from lights on the gaming device **200** or from lights behind the information panel **152** (FIG. 1).

When the player is done, he/she cashes out the credit balance (typically by pressing a cash out button to receive a ticket from the ticket printer **222**). The ticket may be "cashed-in" for money or inserted into another machine to establish a credit balance for play.

FIG. 3 is an illustration of a visual display of an exemplary wagering game **300**. In the exemplary embodiment, wagering game **300** includes a goal wheel **302** and a plurality of reels, such as a first reel **304**, a second reel **306**, a third reel **308**, a fourth reel **310**, and a fifth reel **312**. Reels **304-312** may include simulated or "virtual" reels generated and displayed by game controller **202** on primary game display **240** and/or secondary game display **242**. In the exemplary embodiment, reels **304-312** are displayed on primary game display **240**. In other embodiments, reels **304-312** may include one or more physical or mechanical reels having a display element, such as a liquid crystal display (LCD), capable of displaying one or more symbols during gameplay. In other embodiments, reels **304-312** may include a plurality of mechanical reels overlaid by an LCD panel.

Each reel **304-312** may include a plurality of symbols, and symbols from each reel **304-312** may be displayed in one of a plurality of symbol positions, which may, together, define a matrix of symbol positions. Each symbol position may be designated by a row number (e.g., "1," "2," "3," etc.) and a column letter (e.g., "A," "B," "C," "D," "E," etc.) For example, the upper-left-most symbol position, occurring on reel **304** at the intersection of row 1 and column A, may be designated by the symbol position "1A."

Accordingly, during gameplay, one or more reels **304-312** may be spun virtually and stopped to display a subset of the symbols of one or more reels **304-312**. In particular, in at least some embodiments, one or more reels **304-312** may be spun and stopped in response to credit wager placed by a player (e.g., which a player may place by selecting a "spin" button). In at least some embodiments, three symbol positions of one or more reels **304-312** may be selected, stopped, and displayed by game controller **202** for presentation to a player. In addition, in at least some embodiments, one or more consecutive symbols are selected for presentation. For example, if a symbol at symbol position "1A" is selected by game controller **202** for presentation, the symbols at symbol positions "2A" and "3A" may also be selected and displayed.

Goal wheel **302** may include a simulated or "virtual" wheel generated and displayed by game controller **202** on primary game display **240** and/or secondary game display **242**. In the exemplary embodiment, goal wheel **302** is displayed on secondary game display **242**. In other embodiments, goal wheel **302** may include a physical or mechanical wheel having a display element, such as a liquid crystal display (LCD), capable of displaying one or more player goals to be achieved during gameplay. In other embodiments, goal wheel **302** may be any other mechanical or physical wheel, such as a mechanical wheel overlaid by an LCD panel. Further, in at least some embodiments, a plurality of goal wheels may be displayed to provide a plurality of player goals achievable during a single spin (or multiple spins) of reels **304-312**.

Goal wheel **302** may include a plurality of sectors **314**. Specifically, goal wheel **302** may include a plurality of sectors **314**, which may range from only a few very large sectors (e.g., sectors taking up a substantial area of goal

wheel 302) to a larger number of smaller sectors (e.g., a larger number of sectors, each taking up a smaller area of goal wheel 302). In the exemplary embodiment, there are nine sectors shown, and these are labeled, from right to left, 314a, 314b, 314c, 314d, 314e, 314f, 314g, 314h, and 314i. Although nine sectors 314a-314i are shown, it will be appreciated that goal wheel 302 may be divided into any suitable number of sectors.

Each sector 314a-314i of the plurality of sectors 314 may be associated with, and display, an associated player goal to be achieved during gameplay for a particular award. As described herein, a player may attempt to achieve a player goal displayed on goal wheel 302. However, the player may not always achieve a specified player goal during a particular spin of reels 304-312. For instance, as described below, reels 304-312 may be evaluated to determine whether a player goal specified on goal wheel 302 is achieved. In some cases, one or more symbols displayed from reels 304-312 may correspond to or satisfy a goal specified on goal wheel 302, in which case, a game award and/or another in-game feature may be provided. However, a player may not always achieve a specified goal, in which case reels 304-312 may be re-spun and/or a new goal selected from goal wheel 302.

In some embodiments, a game award (or “prize”) associated with a particular player goal may be selected and/or re-selected by game controller 202 at any time during gameplay, such as prior to or after any number of spins of reels 304-312. For example, in at least one embodiment, game controller 202 may select a game award, such as from a table or weighted table of game awards, prior to one or more spins of reels 304-312. The selected game award may be assigned to or associated with one or more player goals, which, as described herein, may be displayed on one or more sectors 314a-314i of goal wheel 302.

In addition, once a game award is assigned to a player goal, the game award may remain the same for any number of spins of reels 304-312. For example, the game award may remain the same, once it is assigned to a player goal, for a predetermined number of spins of reels 304-312, until the player terminates wagering game 300, and/or for any other suitable duration.

On the other hand, and in some embodiments, a game award may be changed by game controller 202, such as, for example, after a predefined number of spins of reels 304-312, in response to initiation of a new wagering game 300, when the player adds one or more credits to an existing credit balance, in response to a player request to update or reassign game awards, and the like. In one example embodiment, after a specified number of spins of reels 304-312, a game award associated with a particular player goal may increase or otherwise improve. For instance, if a game award associated with a particular player goal begins at “10× bet,” the game award may increase by a multiplier, such as “1×,” “2×,” “3×,” etc., for every predefined number of spins, such as for every one-hundred spins.

Further, in at least some embodiments, a game award may be updated or altered in response to the occurrence of one or more symbols, such as one or more “determining symbols,” on reels 304-312. As used herein, a “determining symbol” may include any symbol which, when it occurs or is displayed on reels 304-312 after reels 304-312 have stopped, results in an adjustment or alteration of at least one game award. For example, each spin of reels 304-312 that results in the display of one or more determining symbols, such as one or more “+1×,” “+2×,” “+3×,” etc., symbols, may cause one or more game awards to increase by an associated factor (e.g., double, triple, etc.)

Goal wheel 302 may also include a pointer 315, which may be used to identify, specify, or otherwise indicate a sector 314a-314i of goal wheel 302 selected, as described herein, during gameplay. For example, as described herein, goal wheel 302 may be spun and stopped, and once stopped, pointer 315 may point to a particular sector 314a-314i to indicate that the sector 314a-314i was selected by game controller 202. Accordingly, pointer 315 may specify a sector 314a-314i of goal wheel 302 to identify a goal to be achieved by a player.

In various embodiments, a player goal may correspond to any player goal that a player may achieve on reels 304-312. In other words, each player goal displayed on goal wheel 302 may correspond to a specified symbol combination and/or another specified outcome that may occur on reels 304-312. One example player goal may be to achieve or collect ten occurrences of a specified symbol, such as a coin symbol, on reels 304-312. It will be appreciated, however, that each sector 314a-314i of goal wheel 302 may be associated with a different player goal. In some embodiments, one or more sectors 314a-314i may also be associated with a same player goal. It will be further appreciated that any suitable player goal capable of presentation and/or occurrence on reels 304-312 may be assigned to a sector 314a-314i of goal wheel 302.

FIG. 4 is a flowchart illustrating an exemplary process 400 for playing wagering game 300 (shown at FIG. 3). In the exemplary embodiment, game controller 202 may simulate spinning and stopping a goal wheel 302 (or spin goal wheel 302, in the case that goal wheel 302 is mechanical) (step 402). As described herein, goal wheel 302 may include a plurality of sectors 314, such as sectors 314a-314i, each of which may correspond to a player goal to be achieved during wagering game 300. More particularly, each sector 314a-314i of goal wheel 302 may correspond to a player goal that a player may be able to achieve on reels 304-312. One example player goal may be for a player to collect a specified number of symbols (e.g., “coin” symbols). It will be appreciated that each player goal may correspond to any combination of symbols and/or any other feature that a player may be capable of achieving on reels 304-312.

In some embodiments, the goal wheel may be spun in response to the placement of a wager. In certain other embodiments, the goal wheel may be spun in response to a random determination made by the game controller 202 whether to provide a player goal to a player. The random determination may be made after the player places a wager. In some embodiments, the determination to provide a player goal may be based on a game outcome.

In some embodiments, a player goal may be persistent over a plurality of spins of reels 304-312. For instance, in the example above, a player goal of collecting a specified number of symbols from reels 304-312 may persist over a series of spins of reels 304-312. Each time reels 304-312 are spun and stopped (as described below), game controller 202 may determine a number of specified symbols displayed from reels 304-312, such that, as gameplay advances, a player may slowly collect the specified number of symbols over the series of spins. Likewise, in some embodiments, a player goal may persist for a specified number of spins of reels 304-312. For example, a player goal may persist for one-hundred spins. In such a case, a player may attempt to achieve an identified player goal for the specified number of spins of reels 304-312. If the player goal is not achieved in the specified number of spins, a new player goal may be selected and identified on goal wheel 302 by game controller 202.

In some embodiments, more than one player goal may be persistent over a plurality of spins of reels **304-312**. For example, a first player goal can be determined by spinning the goal wheel **302**. The first player goal may persist over a first quantity of spins of reels **304-312**. During one of the spins of reels **304-312** when the first player goal is active, a second spin of the goal wheel may be triggered causing a second player goal to become active for a second quantity of spins of reels **304-312**, a portion of which may overlap the first quantity of spins.

Similarly, in some embodiments, a player goal may require that a player achieve the goal based upon a single spin of reels **304-312**. For example, a player goal may specify a “frenzy” game, which may be triggered during a single spin of reels **304-312** based upon a specified combination of symbols on reels **304-312**. More particularly, in some embodiments, a combination of three “scattered” frenzy symbols appearing on reels **304-312** may be sufficient to trigger a frenzy game. If, during a single spin of reels **304-312**, the requisite number of frenzy symbols are stopped and displayed from reels **304-312**, the player goal may, in this case, be satisfied. In some embodiments, a frenzy game may also be achievable over a plurality of spins of reels **304-312**.

In the exemplary embodiment, game controller **202** may also simulate spinning and stopping of reels **304-312** (or spin reels **304-312**, in the case that reels **304-312** are mechanical) (step **404**). As described herein each reel **304-312** may include a plurality of symbols (such as only a few symbols to several thousand symbols). However, only a subset of symbols from each reel **304-312** may displayed each time reels **304-312** are spun and stopped. In the example at FIG. **3**, three symbols are displayed from each reel **304-312** each time reels **304-312** are spun. However, in other embodiments, fewer or greater than three symbols may be displayed from each of reels **304-312** each time reels **304-312** are spun and stopped. In addition, as described herein, each symbol of the subset may be displayed in a symbol position of the matrix defined by the plurality of symbol positions. As used herein, the symbols displayed from each reel **304-312** each time reels **304-312** are spun and stopped may be referred to as a “game outcome.”

Game controller **202** may, in addition, spin and stop goal wheel **302**, such that a first sector **316** of the plurality of sectors **314** is identified or indicated, such as by pointer **315** (step **406**). Specifically, goal wheel **302** may be spun and stopped, such that a sector, such as first sector **316**, is identified by pointer **315**. As described herein, pointer **315** may identify a selected sector by appearing in conjunction with (e.g., by “pointing to”) the selected sector.

Likewise, game controller **202** may spin and stop reels **304-312**, such that a plurality of symbols from each reel **304-312** are displayed in the matrix of symbol positions (as described herein) (step **408**). In other words, game controller **202** may spin and stop reels **304+312** to display a game outcome. In some embodiments, a variety of symbol combinations (or game outcomes) capable of occurring on reels **304-312** may be correlated to a plurality of player goals included on goal wheel **302**. For example, a first player goal, such as collecting three “coin symbols,” may be correlated to the occurrence of at least three such “coin” symbols over one or more spins of reels **304-312**. Similarly, a second player goal, such as collecting at least three “frenzy” symbols, may be correlated to the occurrence of at least three such “frenzy” symbols over one or more spins of reels **304-312**.

In at least some embodiments, if reels **304-312** are spun and stopped, but no player goal is achieved as a result of the spin, game controller **202** may award another spin (e.g., a free spin) of reels **304-312**, with or without an additional wager. In such an embodiment, reels **304-312** may be re-spun until a player selects an option to terminate wagering game **300**. Similarly, in some embodiments, reels **304-312** may be re-spun a specified number of times (e.g., one-hundred times, assuming a credit balance of the player is sufficient to fund one-hundred corresponding wagers). If the player goal is not achieved in the specified number of spins, game controller **202** may re-spin goal wheel **302** to select a new player goal and/or terminate wagering game **300**.

Moreover, in at least one embodiment, a player may be provided an option to re-spin goal wheel **302** at any time during wagering game **300**, such as, for example, in the case that the player desires a new player goal with or without an additional wager. Similarly, in at least one embodiment, a “new goal” (or similar) symbol may be displayed from at least one of reels **304-3012**. In such an embodiment, occurrence of the “new goal” symbol may cause game controller **202** to re-spin goal wheel **302** for selection of a new player goal.

Likewise, in at least some embodiments, a player goal may be staged, such that a first time the player goal is achieved, the player is provided a first award, and such that, if the player goal is identified on goal wheel **302** a second time, the player is provided a second award. For example, a player goal to collect three “coin” symbols may correspond to a “MINI” game award until a player achieves the goal. If game controller **202** selects and identifies this same goal later during gameplay (e.g., during a subsequent spin of goal wheel **302**), the goal may correspond to another, superior or larger, game award, such as a “MINOR,” “MAJOR,” or “GRAND” game award. A player goal may thus recur on goal wheel **302** after it has been achieved at least once, but in association with a superior or otherwise larger game award.

Accordingly, game controller **202** may, after reels **304-312** are spun and stopped, evaluate the symbols, or game outcome, displayed from each of reels **304-312** (step **410**). As described, herein, game controller **202** may, in addition, determine whether the symbols, or game outcome, displayed from each of reels **304-312** satisfy a player goal indicated on goal wheel **302** (step **412**). Specifically, game controller **202** may evaluate the symbols displayed from each reel **304-312** to determine whether the displayed symbols satisfy or correlate to a goal displayed on an identified sector **314a-314i** of goal wheel **302**.

If the player goal indicated on goal wheel **302** is not satisfied, game controller **202** may, in at least some embodiments, re-spin reels **304-312**, re-spin goal wheel **302**, and/or terminate wagering game **300**. If the player goal indicated on goal wheel **302** is satisfied, game controller **202** may take an action corresponding to the player goal (step **414**). For example, game controller **202** may provide a game award corresponding to the player goal. Similarly, game controller **202** may initiate a secondary or bonus game when a player achieves a player goal specified on goal wheel **302**.

FIG. **5** is an illustration of a visual display of an exemplary wagering game **500** that includes goal wheel **302** and a plurality of sets of reels **502**. Specifically, wagering game **500** includes goal wheel **302**, a first set of reels **504**, a second set of reels **506**, a third set of reels **508**, and a fourth set of reels **510**. Although four sets of reels **504-510** are shown and described herein, it will be appreciated that any number of

sets of reels may be included in wagering game **500** (e.g., two sets of reels, three sets of reels, etc.)

During play of wagering game **500**, each set of reels **504-510** may be simultaneously or sequentially spun and stopped, such that each of the set of reels **504-510** are stopped and display symbols that form the game outcomes for each of the four sets of reels. As described herein, game controller **202** may evaluate the symbols displayed from each set of reels to determine whether a player goal indicated on goal wheel **302** is satisfied. One advantage (from a player perspective) of wagering game **500** may be that a player has a better (perceived and/or actual) chance of achieving a specified player goal during a single spin of each set of reels **504-510**. For example, in the case of four sets of reels **504-510**, a player experience may be such that any set of reels **504-510** may individually and/or in combination with any other set or sets of reels **504-510** satisfy a player goal. In the case of a player goal to collect three “coin” symbols, a player may collect a first coin from first set of reels **504**, a second coin from second set of reels **506**, and a third coin from third set of reels **508**.

As described herein, multiple goal wheels may also be displayed in conjunction with multiple sets of reels **504-510**. In such a case, a player may achieve multiple player goals based upon a single spin of each set of reels **504-510** and/or based upon a series of spins of each set of reels **504-510**. For example, where a first goal wheel indicates a player goal to collect three “coin” symbols, and a second goal wheel indicates a player goal to collect three “frenzy” symbols, each player goal may be satisfied simultaneously, from a single spin of each set of reels **504-510** and/or in a staggered fashion, such that one player goal is satisfied first, and the other player goal is satisfied next or later. Further, as described herein, each player goal may be satisfied, in at least some embodiments, over multiple spins of each set of reels **504-510**.

FIG. **6** is an illustration of a visual display of an exemplary mini-game **600** that may be triggered during a wagering game, as described herein, such as either of wagering games **300** and/or **500**. Specifically, FIG. **6** show a “frenzy” game, as described herein, which may be triggered from either of wagering games **300** and/or **500**, such as, for example, in response to collection by a player of at least a specified number of “frenzy” symbols from one or more reels **304-312** and/or one or more sets of reels **504-510**. Although a frenzy game is depicted, it will be appreciated that any suitable secondary or bonus game may be triggered from wagering game **300** and/or wagering game **500**.

Accordingly, in at least one embodiment, game controller **202** may display, during mini-game **600**, a plurality of moving objects, such as, for example, a first dragon **602**, a second dragon **604**, a third dragon **606**, etc. Each dragon **602-606** may appear to fly across over reels **304-312** and/or one or more sets of reels **504-510**. Further, each dragon **602-606** may be selectable by a player. For instance, a player may touch or tap any dragon **602-606** (e.g., using a touch-screen display) to select the dragon **602-606**.

In some embodiments, game controller **202** may determine an amount of time taken by a player to tap one or more dragons **602-606**, and, based upon the amount of time taken, one or more bonus awards may be provided. Specifically, a bonus award may begin at an initial value and decrease based upon the amount of time taken. Greater durations of time may correspond to smaller bonus awards. Further, a player may be provided a larger bonus award, or simply a greater number of bonus awards, based upon a number of dragons **602-606** selected. Specifically, greater numbers of

dragons **602-606** selected or tapped on by the player may correspond to a larger bonus award and/or a larger number of bonus awards. For instance, in at least one embodiment, if a player successfully selects (e.g., by tapping) all three dragons **602-606** before the dragons **602-606** are removed or “fly off” of wagering game **300** and/or wagering game **500**, the player may be provided three individual bonus awards.

Thus, a player may be incentivized to select as many dragons **602-606** as possible in a least amount of time possible. Mini-game **600** may thus create a player “frenzy,” in that the player is attempting to select as many dragons **602-606** as quickly as possible. On termination of mini-game **600**, game controller **202** may return the player to wagering game **300** and/or wagering game **500**. Similarly, in some embodiments, on termination of mini-game **600**, game controller **202** may terminate wagering game **300** and/or wagering game **500**.

In some embodiments, players may compete, such as, for example, as part of a tournament game, to achieve a player goal. For example, a plurality of EGMs **104A-104X** may be networked (e.g., communicatively coupled) through a central server system, such as through player tracking system server **110** and/or through any other suitable game server or gaming server system. During gameplay, a goal wheel, such as goal wheel **302**, may be displayed for each player. Likewise, each EGM **104A-104X** may display a plurality of reels, such as reels **304-312**. However, as described below, in a tournament embodiment, a player goal may not be selected by each EGM **104A-104X** individually, but by the gaming server system. Further, once selected by the gaming server system, the player goal may be provided or transmitted to each EGM **104A-104X**, and each EGM **104A-104X** may spin and stop a respective goal wheel **302** to identify the same player goal.

Similarly, although each EGM **104A-104X** may display an individual goal wheel **302**, the goal wheel **302** may be the same for all players. Specifically, one result of selection of the player goal selected by the gaming server system may be that each EGM **104A-104X** displays the same goal wheel, or, at least, stops, when spun, on a sector indicating the same player goal. In response to placement of a credit wager by each player, each game controller **202** of each EGM **104A-104X** participating in the tournament (and/or the gaming server system) may spin and stop a respective goal wheel **302**, such that a sector **314a-314i** of goal wheel **302** is selected and/or identified. In the exemplary embodiment, the same sector **314a-314i** including the same goal (or at least the same goal) may be selected and identified for each player. Thus, each player may participate in the tournament game to achieve the same player goal. In some embodiments, a single enlarged goal wheel may be displayed, such as, for example, where the enlarged goal wheel is within view of each player. In one embodiment, an enlarged goal wheel may be provided over a bank of networked EGMs **104A-104X**.

Moreover, as described above, each player’s EGM **104A-104X** may display one or more sets of reels. For example, each player’s EGM **104A-104X** may display reels **304-312** and/or sets of reels **504-510**. Irrespective of the specific embodiment, each EGM **104A-104X** may spin and stop the reels displayed for each player to determine whether any player has achieved a game outcome corresponding to the specified player goal. In at least one embodiment, the first player to achieve the player goal may be provided a tournament game award, such as a linked progressive jackpot award and/or any other suitable award. Likewise, as described herein, the first player to achieve the specified

player goal may trigger a frenzy game, which may be provided to the player and/or distributed as a game enhancement to each player participating in the tournament.

To determine which player first achieves a specified player goal, in at least some embodiments, each EGM 104A-104X may provide or transmit a game outcome associated with a spin or a respective plurality of reels displayed by the EGM 104A-104X (as described herein) to the gaming server system. Thus, the gaming server system may receive a game outcome from each of the plurality of EGMs 104A-104X participating in the tournament. In response, the gaming server system may compare each game outcome to the selected player goal to determine whether any EGM 104A-104X has achieved the player goal. Further, one or more EGMs 104A-104X have achieved the selected player goal, the gaming server system may determine which EGM 104A-104X first achieved the selected player goal, and in response, provided a game award to the EGM 104A-104X that first achieved the player goal.

To determine which EGM 104A-104X first achieves a selected player goal, the gaming server system may, in various embodiments, simply determine whether any game outcome received from an EGM 104A-104X satisfies the player goal, and if so, the gaming server system may determine that the EGM 104A-104X has first achieved the player goal. However, in other embodiments, each received game outcome may be associated with a timestamp, and the gaming server system may compare timestamps associated with two or more game outcomes satisfying the player goal to determine which EGM 104A-104X first achieved the player goal. In yet another embodiment, the gaming server system may compare game outcomes to a selected player goal in real-time as each game outcome is received from an EGM 104A-104X, and the game outcome that first satisfies the player goal (e.g., in order of receipt) may be the winning game outcome. Further still, in at least some embodiments, if two or more EGMs 104A-104X satisfy a selected player goal within a threshold period of time (e.g., several seconds or even several minutes), each EGM 104A-104X may be provided a game award and/or a game award, such as a progressive jackpot, may be divided between the EGMs 104A-104X.

Thus, a wagering game is provided. The wagering game may include one or more goal wheels and one or more sets of reels. In the exemplary embodiment, a single goal wheel is provided in conjunction with a single set of reels. The goal wheel may be partitioned into a plurality of sectors, each of which may specify a player goal to be achieved on the reels. During gameplay, the goal wheel may be spun and stopped, such that a sector of the wheel is selected and identified. Further, the reels may be spun and stopped, and a plurality of symbols from each of the reels may be displayed. The symbols from each reel may be evaluated to determine whether the player goal associated with the identified sector of the goal wheel is satisfied. If the player goal is satisfied, the player may receive a game award, a bonus game, such as a "frenzy" game, may be initiated, and/or any other suitable action may be taken.

While the invention has been described with respect to the figures, it will be appreciated that many modifications and changes may be made by those skilled in the art without departing from the spirit of the invention. Any variation and derivation from the above description and figures are included in the scope of the present invention as defined by the claims.

What is claimed is:

1. An electronic gaming machine comprising:
 - a display;
 - a player input interface configured to receive a player input;
 - a credit input mechanism including at least one of a card reader, a ticket reader, a bill validator, or a coin input mechanism; and
 - a game controller configured to execute instructions stored in a tangible, non-transitory, computer-readable storage medium, which, when executed by the game controller, cause the game controller to at least:
 - display, on the display, (i) a first plurality of reels and (ii) a goal wheel comprising a plurality of sectors, wherein each sector identifies a respective goal of a plurality of player goals, wherein each goal is associated with a specified number of one or more symbols for display on the first plurality of reels over a plurality of spins of the first plurality of reels such that the respective goal identified on the goal wheel persists over the plurality of spins and is achieved when the specified number of the associated one or more symbols are displayed on the first plurality of reels over the plurality of spins;
 - determine a first goal from the plurality of player goals;
 - cause the first goal to be displayed on the goal wheel by selecting a first sector of the plurality of sectors, the first sector identifying the first goal;
 - generate a first first-game outcome for a first of the plurality of spins by selecting and displaying a plurality of symbols for each of the first plurality of reels;
 - determine whether the displayed plurality of symbols from the first first-game outcome satisfies the first goal displayed on the first sector of the goal wheel;
 - generate a second first-game outcome for a second of the plurality of spins by selecting and displaying, a plurality of symbols for each of the first plurality of reels;
 - determine whether the displayed plurality of symbols from the first first-game outcome and the second first-game outcome satisfy the first goal displayed on the first sector of the gal wheel; and
 - assign a game award associated with the first goal in response to the determining that the displayed symbols from the first first-game outcome and the second first-game outcome satisfy the first goal.
2. The electronic gaming machine of claim 1, wherein, when executed, the instructions further cause the game controller to at least select a second goal from the wheel in response to assigning the game award.
3. The electronic gaming machine of claim 1, wherein, when executed, the instructions thither cause the game controller to at least:
 - generate a second game outcome by selecting and displaying a plurality of symbols for each of a second plurality of reels;
 - determine whether the displayed plurality of symbols from the first first-game outcome, the second first-game outcome, and the second game outcome collectively satisfy the first goal; and
 - assign the game award in response to determining that the displayed symbols from the first first-game outcome, the second first-game outcome, and the second game outcome satisfy the first goal.

4. The electronic gaming machine of claim 3, wherein, when executed, the instructions further cause the game controller to at least:

generate a third game outcome by selecting and displaying a plurality of symbols for each of a third plurality of reels;

generate a fourth game outcome by selecting and displaying a plurality of symbols for each of a fourth plurality of reels;

determine whether the displayed plurality of symbols from the first first-game outcome, the second first-game outcome, the second game outcome, the third game outcome, and the fourth game outcome collectively satisfy the first goal; and

assign the game award in response to determining that the displayed symbols from the first first-game outcome, the second first-game outcome, the second game outcome, the third game outcome, and the fourth game outcome satisfy the first goal.

5. The electronic gaming machine of claim 1, wherein, when executed, the instructions further cause the game controller to at least:

determine that the plurality of symbols for each of the first plurality of reels satisfy a mini-game trigger condition; and

display a mini-game on the display in response to determining that the plurality of symbols for each of the first plurality of reels satisfy the mini-game trigger condition.

6. The electronic gaming machine of claim 5, wherein, when executed, the instructions further cause the game controller to at least:

display, during the mini-game, at least one moving object selectable by a player;

receive a player selection of the at least one moving object;

determine, in response to the player selection of the at least one moving object, an amount of time taken by the player to select the at least one moving object; and

assign, in response to the determining, a mini-game award, wherein an amount of the mini-game award varies in relation to the amount of time taken by the player to select the at least one moving object.

7. The electronic gaming machine of claim 6, wherein, when executed, the instructions further cause the game controller to at least determine the amount of the mini-game award based upon an amount of a credit wager placed by the player.

8. The electronic gaming machine of claim 1, wherein, when executed, the instructions further cause the game controller to determine that the first goal is satisfied by matching the displayed plurality of symbols from the game outcomes to the one or more symbols associated with the first goal.

9. A method for specifying a goal to be achieved during play of a wagering game on an electronic gaming machine, the electronic gaming machine comprising a display configured to present the wagering game, a player input interface, a game controller, and a credit input mechanism including at least one of a card reader, a ticket reader, a bill validator, or a coin input mechanism, the method comprising:

displaying, on the display, (i) a first plurality of reels and (ii) a goal wheel comprising a plurality of sectors, wherein each sector identifies a respective goal of a plurality of player goals, wherein each goal is associated with a specified number of one or more symbols

for display on the first plurality of reels over a plurality of spins of the first plurality of reels such that the respective goal identified on the goal wheel persists over the plurality of spins and is achieved when the specified number of the associated one or more symbols are displayed on the first plurality of reels over the plurality of spins;

determining, by the game controller, a first goal from the plurality of player goals;

causing, by the game controller, the first goal to be displayed on the goal wheel by selecting a first sector of the plurality of sectors, the first sector identifying the first goal;

generating, by the game controller, a first first-game outcome for a first of the plurality of spins by selecting and displaying a plurality of symbols for each of the first plurality of reels;

determining, by the game controller, whether the displayed plurality of symbols from the first first-game outcome satisfies the first goal displayed on the first sector of the goal wheel;

generate a second first-game outcome for a second of the plurality of spins by selecting and displaying, a plurality of symbols for each of the first plurality of reels;

determine whether the displayed plurality of symbols from the first first-game outcome and the second first-game outcome satisfy the first goal displayed on the first sector of the goal wheel; and

assigning, by the game controller, a game award associated with the first goal in response to the determining that the displayed symbols from the first first-game outcome and the second first-game outcome satisfy the first goal.

10. The method of claim 9, further comprising selecting, by the game controller, a second goal from the wheel in response to providing the game award.

11. The method of claim 9, further comprising:

generating, by the game controller, a second game outcome by selecting and displaying a plurality of symbols for each of a second plurality of reels;

determining, by the game controller, whether the displayed symbols from the first first-game outcome, the second first-game outcome, and the second game outcome collectively satisfy the first goal; and

assigning, by the game controller, the game award in response to determining that the displayed symbols displayed from the first first-game outcome, the second first-game outcome, and the second game outcome satisfy the first goal.

12. The method of claim 11, further comprising:

generating, by the game controller, a third game outcome by selecting and displaying a plurality of symbols for each of a third plurality of reels;

generating, by the game controller, a fourth game outcome by selecting and displaying a plurality of symbols for each of a fourth plurality of reels;

determining, by the game controller, whether the displayed plurality of symbols from the first first-game outcome, the second first-game outcome, the second game outcome, the third game outcome, and the fourth game outcome collectively satisfy the first goal; and

assigning, by the game controller, the game award in response to determining that the displayed symbols from the first first-game outcome, the second first-game outcome, the second game outcome, the third game outcome, and the fourth game outcome satisfy the first goal.

19

13. The method of claim **9**, further comprising:
determining, by the game controller, that the displayed
symbols for each of the first plurality of reels satisfy a
mini-game trigger condition; and
displaying a mini-game, by the game controller, in 5
response to determining that the displayed symbols for
each of the first plurality of reels satisfy the mini-game
trigger condition.

14. The method of claim **13**, further comprising:
displaying, by the game controller and during the mini- 10
game, at least one moving object selectable by a player;
receiving, by the game controller, a player selection of the
at least one moving object;
determining, by the game controller and in response to the 15
player selection of the at least one moving object, an
amount of time taken by the player to select the at least
one moving object; and
assigning a mini-game award, by the game controller and 20
in response to the determining, wherein an amount of
the mini-game award varies in relation to the amount of
time taken by the player to select the at least one
moving object.

15. The method of claim **14**, further comprising deter-
mining, by the game controller, the amount of the mini-game 25
award based upon an amount of a credit wager placed by the
player.

16. A gaming system comprising:
a plurality of electronic gaming machines; and
a server system communicatively coupled to each elec- 30
tronic gaming machine of the plurality of electronic
gaming machines, the server system comprising a
processor configured to execute instructions stored on
a tangible, non-transitory, computer-readable storage
medium, which, when executed by the processor, cause 35
the processor to at least:
cause to be displayed at each electronic gaming
machine (i) a plurality of reels and (ii) a goal wheel
comprising a plurality of sectors, wherein each sec-
tor identifies a respective goal of a plurality of player 40
goals, wherein each goal is associated with a speci-
fied number of one or more symbols for display on
the plurality of reels over a plurality of spins of the
plurality of reels such that the respective goal iden-
tified on the goal wheel persists over the plurality of
spins and is achieved when the specified number of

20

the associated one or more symbols are displayed on
the plurality of reels over the plurality of spins;
select a goal from the plurality of player goals;
cause the selected goal to be displayed on the goal
wheel of each electronic gaming machine by select-
ing at least one sector of the plurality of sectors, the
at least one sector identifying the selected goal;
receive, from each electronic gaming machine of the
plurality of electronic gaming machines, a plurality
of game outcomes for the plurality of spins, wherein
each game outcome corresponds to a plurality of
symbols displayed from the plurality of reels spun
and stopped by each electronic gaming machine of
the plurality of electronic gaming machines;
compare, for each electronic gaming machine, the
plurality of game outcomes to the goal;
determine which electronic gaming machine of the
plurality of electronic gaming machines first
achieves the goal displayed on each respective goal
wheel; and
assign a game award associated with the goal to the
electronic gaming machine of the plurality of elec-
tronic gaming machines that first achieves the goal.

17. The gaming system of claim **16**, wherein each elec-
tronic gaming machine of the plurality of electronic gaming 25
machines comprises a game controller configured to execute
instructions stored in a tangible, non-transitory, computer-
readable storage medium, which, when executed by the
game controller, cause the game controller to at least:
generate the plurality of game outcomes for the plurality
of spins by selecting and displaying, for each of the
plurality of spins, a plurality of symbols for each of the
plurality of reels; and
transmit the game outcome to the server system.

18. The gaming system of claim **17**, wherein the instruc-
tions, when executed by the game controller, further cause
the game controller to at least spin and stop the goal wheel
on the at least one sector associated with the goal.

19. The gaming system of claim **16**, wherein the instruc-
tions, when executed by the processor, further cause the
processor to at least:
select the goal from the plurality of player goals; and
transmit the goal to each electronic gaming machine of
the plurality of electronic gaming machines.

* * * * *