

US010598823B2

(12) **United States Patent**
Meitz et al.

(10) **Patent No.:** **US 10,598,823 B2**
(45) **Date of Patent:** ***Mar. 24, 2020**

(54) **FILMS INCLUDING TRIAZINE-BASED
ULTRAVIOLET ABSORBERS**

(71) Applicant: **3M INNOVATIVE PROPERTIES
COMPANY**, St. Paul, MN (US)

(72) Inventors: **David W. Meitz**, Saint Paul, MN (US);
Bimal V. Thakkar, Woodbury, MN
(US); **David M. Burns**, Woodbury, MN
(US); **David B. Olson**, St. Croix, MN
(US); **Lee A. Pavelka**, Cottage Grove,
MN (US)

(73) Assignee: **3M INNOVATIVE PROPERTIES
COMPANY**, St. Paul, MN (US)

(*) Notice: Subject to any disclaimer, the term of this
patent is extended or adjusted under 35
U.S.C. 154(b) by 218 days.

This patent is subject to a terminal dis-
claimer.

(21) Appl. No.: **15/603,072**

(22) Filed: **May 23, 2017**

(65) **Prior Publication Data**

US 2017/0254926 A1 Sep. 7, 2017

Related U.S. Application Data

(63) Continuation of application No. 14/001,958, filed as
application No. PCT/US2012/031402 on Mar. 30,
2012, now Pat. No. 9,658,363.

(Continued)

(51) **Int. Cl.**

G02B 5/124 (2006.01)

G02B 1/04 (2006.01)

(Continued)

(52) **U.S. Cl.**

CPC **G02B 1/04** (2013.01); **C08F 220/18**
(2013.01); **C08K 5/3492** (2013.01);

(Continued)

(58) **Field of Classification Search**

CPC .. G02B 5/208; G02B 5/283; G02B 5/12-128;
G02B 1/04; C08K 5/3492; C08F 220/18;
C08L 23/0869

(Continued)

(56) **References Cited**

U.S. PATENT DOCUMENTS

5,450,235 A 9/1995 Smith et al.

5,691,846 A 11/1997 Benson et al.

(Continued)

FOREIGN PATENT DOCUMENTS

EP 0 220 897 A1 5/1987

EP 0 668 292 A2 8/1995

(Continued)

OTHER PUBLICATIONS

Basfar, Natural weathering test for films of various formulations of
low density polyethylene (LDPE) and linear low density polyeth-
ylene (LLDPE); Polymer Degradation and Stability, 2006, vol. 91,
No. 3, pp. 437-443.

(Continued)

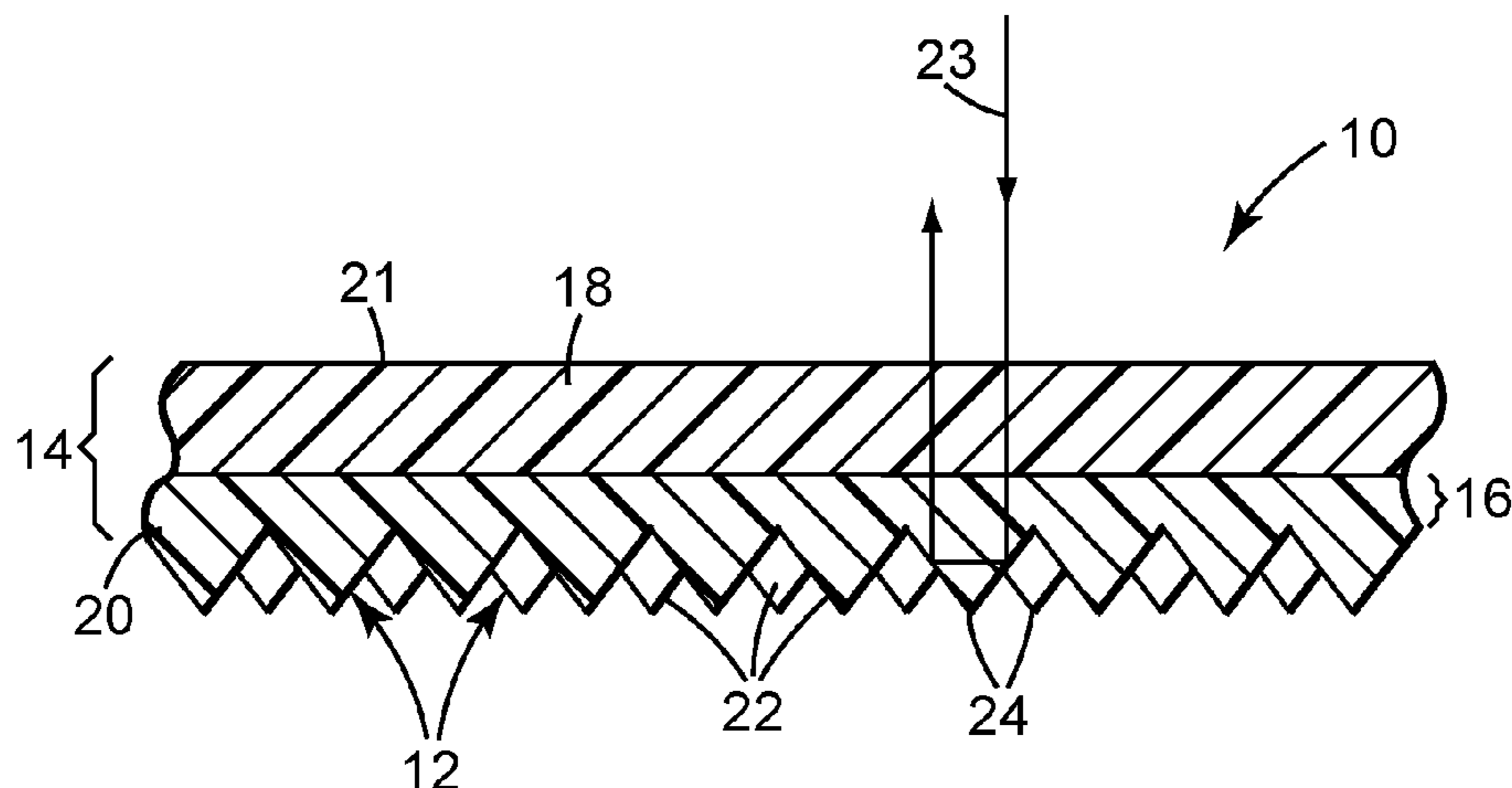
Primary Examiner — William R Alexander

(74) *Attorney, Agent, or Firm* — 3M Innovative
Properties Company; Carlos M. Téllez

(57) **ABSTRACT**

The present application generally relates to EAA films
including at least one triazine-based ultraviolet absorber.
The present application also generally relates to retroreflec-
tive sheeting including an EAA film including a triazine-
based ultraviolet absorber. One embodiments of the present
application relates to a film, comprising poly(ethylene-co-
acrylic acid) and a triazine-based UVA. Another embodi-
ment of the present application relates to retroreflective
sheeting, comprising: a plurality of cube corner elements;

(Continued)



and a body layer adjacent to the cube corner elements, the body layer including poly(ethylene-co-acrylic acid) and a triazine-based UVA.

7 Claims, 1 Drawing Sheet

Related U.S. Application Data

- (60) Provisional application No. 61/470,568, filed on Apr. 1, 2011.
- (51) **Int. Cl.**
C08L 23/08 (2006.01)
C08F 220/18 (2006.01)
C08K 5/3492 (2006.01)
G02B 5/20 (2006.01)
- (52) **U.S. Cl.**
 CPC *C08L 23/0869* (2013.01); *G02B 5/124* (2013.01); *G02B 5/208* (2013.01)
- (58) **Field of Classification Search**
 USPC 359/361
 See application file for complete search history.

(56) **References Cited**

U.S. PATENT DOCUMENTS

5,861,211 A	1/1999	Thakkar et al.
6,225,384 B1	5/2001	Renz et al.
7,314,284 B2	1/2008	Koizumi et al.
8,178,206 B2 *	5/2012	Hayes B32B 17/10 359/355
8,434,885 B2	5/2013	Hamasaki et al.
9,658,363 B2 *	5/2017	Meitz C08L 23/0869
10,012,770 B2 *	7/2018	Fukuda G02B 1/04
2001/0016241 A1	8/2001	Olson et al.
2002/0102389 A1	8/2002	Nielsen et al.
2003/0012912 A1	1/2003	Olson et al.
2004/0241111 A1	12/2004	Lazzari et al.
2007/0154704 A1	7/2007	Debergalis et al.
2010/0182689 A1	7/2010	Nakanishi et al.
2012/0011850 A1	1/2012	Hebrink et al.
2015/0331151 A1 *	11/2015	Fukuda G02B 1/04 428/1.1

FOREIGN PATENT DOCUMENTS

EP	0 981 585 B1	3/2000
JP	S57-182339 A	11/1982
JP	S57-182340 A	11/1982
JP	2001-002842 A	1/2001

JP	2001019711 A	1/2001
JP	2003-061483 A	3/2003
JP	2003-300288	10/2003
JP	2004-043595 A	2/2004
JP	2006-117833	5/2006
JP	2009062549 A	3/2009
WO	WO 95/11466 A1	4/1995
WO	WO 96/03285 A1	2/1996
WO	WO 98/49207 A1	11/1998
WO	WO 00/66675 A1	11/2000
WO	WO 01/56998 A1	8/2001
WO	WO 02/42281 A1	5/2002
WO	WO 20071017654 A1	8/2006
WO	WO 20071079246 A2	7/2007
WO	WO 20091046048 A1	4/2009
WO	WO 2011/152977	12/2011

OTHER PUBLICATIONS

Bojinov, "Synthesis and application of new combined 2,2,6,6-tetramethylpiperidine-2-hydroxybenzophenone-1,3,5-triazine derivatives as photostabilizers for polymer materials". J Photochem Photobiol A Chemistry, 2002, vol. 146, No. 3, pp. 199-205.

Bojinov, "Synthesis of novel bifunctional hindered amine-UV absorber polymer stabilizers", Polymer Degradation and Stability, 2006, vol. 91, No. 1, pp. 128-135.

Calvert, Loss of Additives from Polymers: A Theoretical Model, Journal of Applied Polymer Science, Jul. 15, 1979, vol. 24, No. 2, pp. 357-370.

Feldshtein, "Solubility of antioxidants in polyethylene" Plast Massy, 1971, vol. 11, pp. 52, 53, 70, 58 & 59.

Jasso, "Evaluation of novel 4,4-dimethylloxazolidine derivatives as thermal and UV stabilisers in linear low density polyethylene (LLDPE) film", Polymer Degradation and Stability, 1999, vol. 64, No. 2, pp. 277-287.

Jasso, "Evaluation of some amino-S-triazines and their N-oxyl-derivatives as thermal and UV stabilisers in polypropylene films", Polymer Degradation and Stability, 1999 vol. 65, No. 2, pp. 199-206.

La Mantia, "Improvement of photo-stability of LLDPE-based nanocomposites", Polymer Degradation and Stability, 2006, vol. 91, No. 12, pp. 3208-3213.

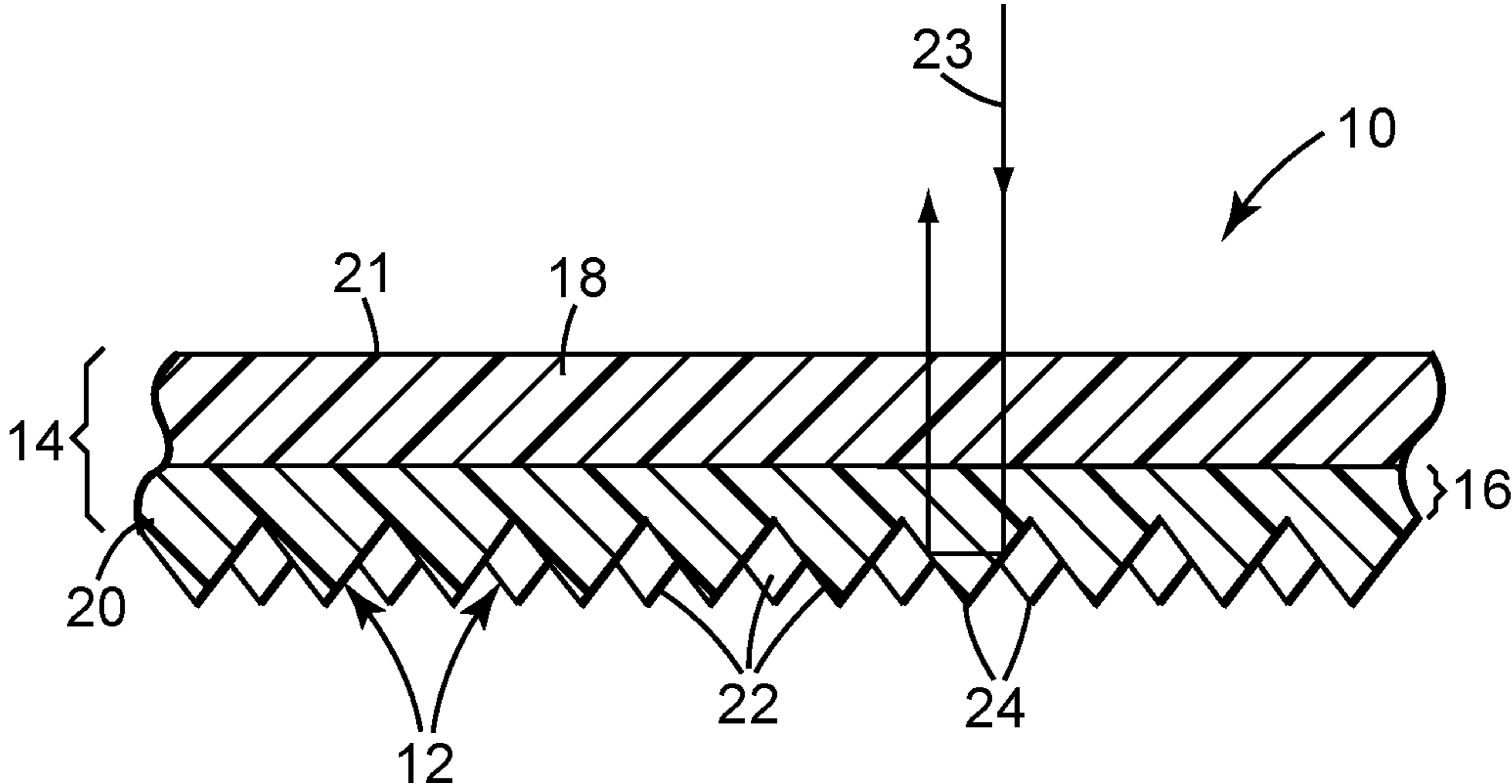
Lazare, "Solubility of a UV-stabiliser in some poly(ester-block-ether) copolymers", Polymer, 2001, vol. 42, No. 3, pp. 1001-1007.

Olson, "Thermal Loss of Ultraviolet Absorbers from BPA-Polycarbonate", Macromolecules, 1990, vol. 23, No. 16, pp. 3762-3768.

Zeynalov, "Modelling light stabilizers as thermal antioxidants", Polymer Degradation and Stability, 2006, vol. 91, No. 12, pp. 3390-3396.

International Search Report for International PCT Application No. PCT/US2012/031402 dated Nov. 1, 2012, 3 pages.

* cited by examiner



1

FILMS INCLUDING TRIAZINE-BASED ULTRAVIOLET ABSORBERS

TECHNICAL FIELD

The present application generally relates to poly (ethylene-co-acrylic acid) ("EAA") films including at least one triazine-based ultraviolet absorber. The present application also generally relates to retroreflective sheeting including an EAA film including a triazine-based ultraviolet absorber.

BACKGROUND

Retroreflective sheeting is capable of redirecting incident light towards its originating source. This unique ability has led to the wide-spread use of retroreflective sheeting on a variety of articles. Exemplary uses for retroreflective sheeting includes, for example, road signs, barricades, license plates, pavement markers and pavement marking tape, as well as retroreflective tapes for vehicles and clothing. There are two types of retroreflective sheeting: beaded sheeting and prismatic, or cube corner, sheeting. Beaded sheeting employs a multitude of glass or ceramic microspheres to retroreflect incident light. Prismatic sheeting typically employs a multitude of cube corner elements to retroreflect incident light.

SUMMARY

One embodiment of the present application relates to a film, comprising poly(ethylene-co-acrylic acid) and a triazine-based UVA. The film can include more than one triazine-based UVA. In some embodiments, the retroreflective sheeting may further include a land layer between the cube corner elements and the body layer. In some embodiments, the body layer may further include at least one of a benzotriazole-based UVA and a benzophenone-based UVA. In some embodiments, the body layer has a thickness of between about 20 micrometers and about 1,000 micrometers. In some embodiments, the body layer has a thickness of between about 1.3 mils (33 micrometers) and about 4 mils (101.6 micrometers). In some embodiments, the triazine-based UVA has a molecular weight of greater than about 350. In some embodiments, the triazine based UVA has one or more bulky side groups.

Another embodiment of the present application relates to retroreflective sheeting, comprising: a plurality of cube corner elements; and a body layer adjacent to the cube corner elements, the body layer including poly(ethylene-co-acrylic acid) and a triazine-based UVA. The sheeting can include more than one triazine-based UVA. Some embodiments, the retroreflective sheeting further includes a land layer between the cube corner elements and the body layer. In some embodiments, the body layer further includes at least one of a benzotriazole-based UVA and a benzophenone-based UVA. In some embodiments, the retroreflective sheeting includes a body layer that has a thickness of between about 20 micrometers and about 1,000 micrometers. In some embodiments, the body layer has a thickness of between about 1.3 mils (33 micrometers) and about 4 mils (101.6 micrometers). In some embodiments, the triazine-based UVA has a molecular weight of greater than about 350. In some embodiments, the triazine-based UVA has one or more bulky side groups.

2

BRIEF DESCRIPTION OF DRAWINGS

FIG. 1 is a cross-sectional view of an exemplary cube corner retroreflective sheeting.

DETAILED DESCRIPTION

Various embodiments and implementations will be described in detail. These embodiments should not be construed as limiting the scope of the present application in any manner, and changes and modifications may be made without departing from the spirit and scope of the inventions. For example, many of the embodiments, implementations, and examples are discussed with specific reference to retroreflective sheeting, but these should not be construed to limit the application scope to this one exemplary implementation. Further, only some end uses have been discussed herein, but end uses not specifically described herein are included within the scope of the present application. As such, the scope of the present application should be determined by the claims.

FIG. 1 is a cross-sectional view of a portion of an exemplary prismatic retroreflective sheeting 10. Retroreflective sheeting 10 includes a plurality of cube corner elements 12 and a body portion 14. In the embodiment shown in FIG. 1, body portion 14 includes a land layer 16 and a body layer 18. Body layer 18 typically functions to protect retroreflective sheeting 10 from environmental elements and/or to provide significant mechanical integrity to retroreflective sheeting 10. In the exemplary embodiment shown in FIG. 1, body layer 18 is the outermost layer on the front side of retroreflective sheeting 10. Light enters retroreflective sheeting 10 through the front surface 21. Light then passes through body portion 14 and strikes the faces 22 of cube corner elements 12 and returns in the direction from which it came, as schematically shown by arrow 23. Those of skill in the art will appreciate that retroreflective sheeting 10 can also include one or more top films (not shown) and/or seal films. Also, those of skill in the art will appreciate that body layer 18 can act as a top film in some embodiments.

Cube corner elements 12 project from a first or rear side 20 of body portion 14. Cube corner elements 12 are typically formed of a light transmissible polymeric material having an elastic modulus greater than 3×10^8 pascals. By light transmissible, applicant means that the polymer is able to transmit at least about 70 percent of the intensity of the light incident upon it at a given wavelength. In some embodiments, the polymers that are used in the cube corner elements have a light transmissibility of greater than 80 percent, and in other embodiments, they transmit greater than 90 percent of incident light. Cube corner elements 12 typically have a height in the range of about 20 to about 500 micrometers, and more typically in the range of about 35 to about 180 micrometers.

In some embodiments, cube corner elements 12 and land layer 16 are made from similar or the same types of polymers. In some embodiments, land layer 16 is of a minimal thickness (e.g., in the range of about 0 micrometers to about 150 micrometers, and preferably in the range of approximately about 1 micrometer to about 100 micrometers). In some embodiments, it is preferred that the land layer be of minimal thickness, but in those specific embodiments, it may be desirable for retroreflective sheeting 10 to possess some land layer 16 so that a flat interface can be provided between land layer 16 and body layer 18. In the specific exemplary embodiment shown in FIG. 1, land layer 16 is distinguished from body layer 18 by being a layer

3

disposed immediately adjacent to the base of cube corner elements **12**. However, those of skill in the art will appreciate that the present disclosure is meant to encompass variations of this specific embodiment, such as, for example, retroreflective sheeting that does not include a land layer, that includes a much thinner or thicker land layer, and/or where the land layer and body layer are the same material.

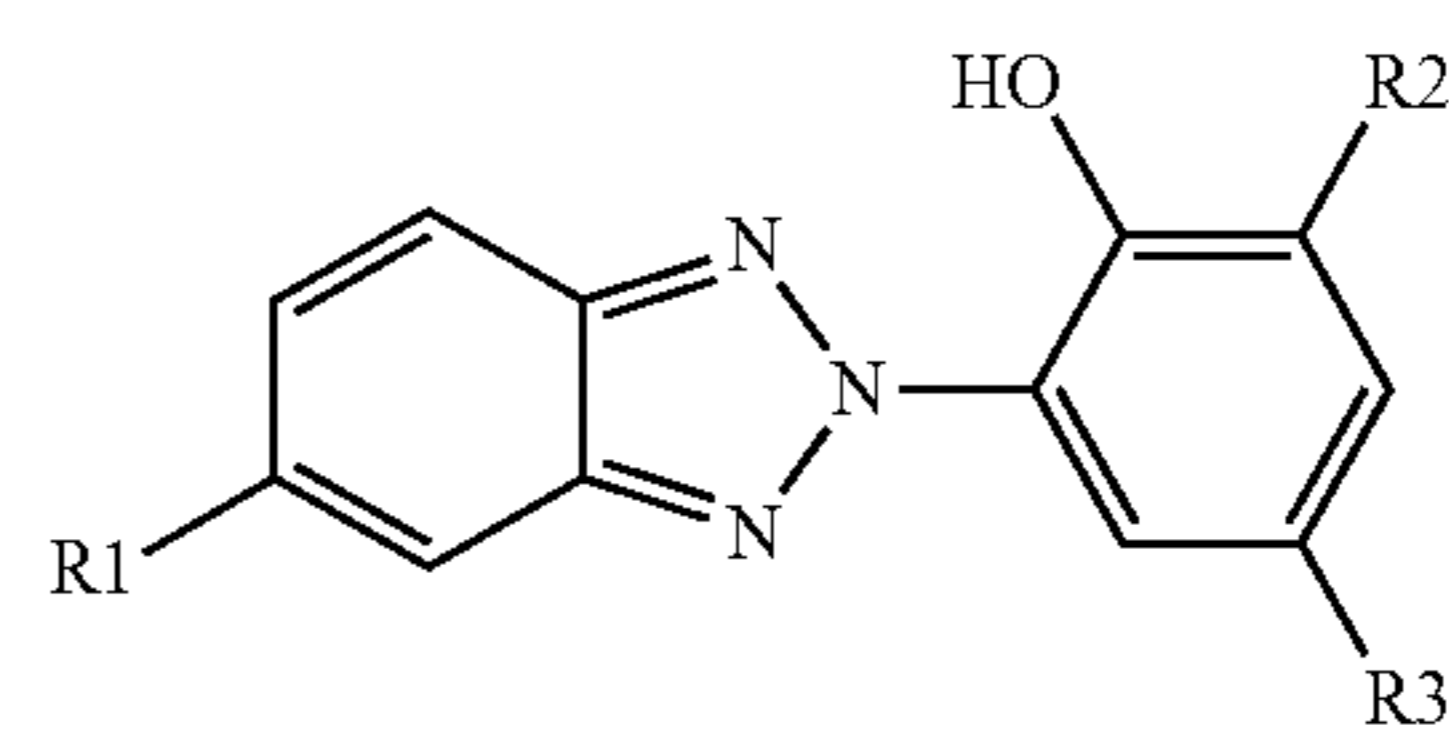
Body layer **18** typically includes a light transmissible polymeric material having an elastic modulus less than 7×10^8 pascals. Body layer **18** typically has a thickness between about 20 micrometers and about 1,000 micrometers, and preferably between about 50 micrometers and about 250 micrometers, and more preferably between about 1.3 mils and 4 mils. Although the specific embodiment shown in FIG. **1** has a single body layer **18**, it is within the scope of the present disclosure to provide more than one body layer **18** in body portion **14**. A wide array of polymers can be used in the body layer, as is described in, for example, U.S. Pat. No. 5,450,235 (Smith et al.), incorporated by reference herein. One such exemplary polymer is poly(ethylene-co-acrylic acid) (also referred to as "EAA").

U.S. Pat. No. 5,450,235 also states that the body layer may include UV absorbers (also referred to as "UVAs").

4

In some embodiments, the triazine-based UVA is soluble in the body layer, rendering it transparent. Transparency may be important in retroreflective applications. As used herein, transparent means that the body layer is able to transmit at least about 70 percent of the intensity of the light incident upon it at a wavelength greater than about 400 nm (light transmissibility). In some embodiments, the body has a light transmissibility of greater than 80 percent, and in other embodiments, the light transmissibility is greater than 90 percent of incident light.

The chemical formula for benzotriazole-based UVAs is shown below:



Some exemplary commercially available benzotriazole-based UVAs are shown in Table I.

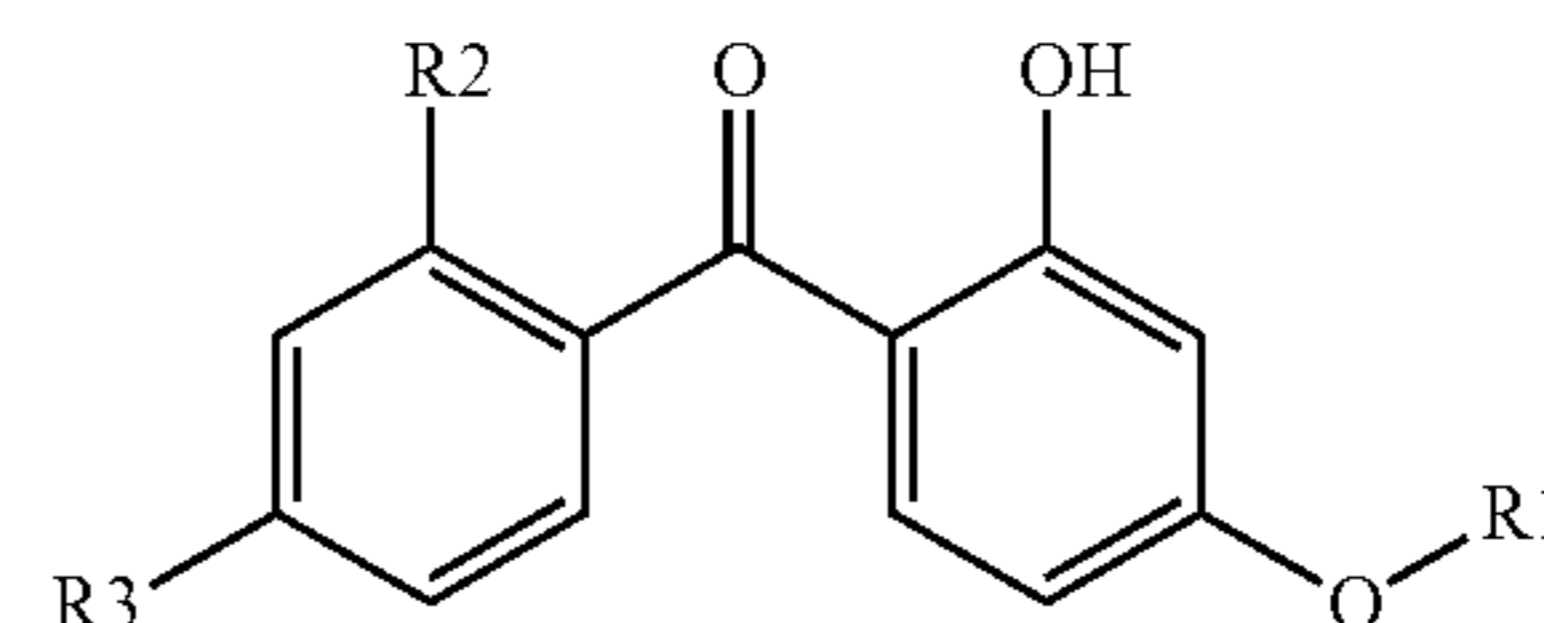
TABLE I

Exemplary Commercially Available Benzotriazole-Based UVAs				
Name	Supplier	R1	R2	R3
Tinuvin™ 234	BASF (Florham Park, NJ)	H	—C(CH ₃) ₂ C ₆ H ₆	—C(CH ₃) ₂ C ₆ H ₆
Lowilite™ 234	CHEMTURA Corporation (Middlebury, CT)			
Tinuvin™ 326	BASF	Cl	t-butyl	CH ₃
Lowilite™ 26	CHEMTURA Corporation			
Tinuvin™ 327	BASF	Cl	t-butyl	t-butyl
Lowilite™ 27	CHEMTURA Corporation			
Tinuvin™ 328	BASF	H	—C(CH ₃) ₂ CH ₂ CH ₃	—C(CH ₃) ₂ CH ₂ CH ₃
Cyasorb™ 2337	CYTEC Industries (Woodland Park, NJ)			
Lowilite™ 28	CHEMTURA Corporation			
Tinuvin™ 329	BASF	H	H	1,1,3,3-tetramethyl butyl
Cyasorb™ 5411	CYTEC Industries			propanoic acid, C ₇ -C ₉ branched alkyl esters
Lowilite™ 29	CHEMTURA Corporation			
Tinuvin™ 384	BASF	H	t-butyl	1,1,3,3-tetramethyl butyl propanoic acid, polyethylene glycol esters (PEG 300)
Tinuvin™ 928	BASF	H	—C(CH ₃) ₂ C ₆ H ₆	t-octyl
Tinuvin™ 1130	BASF	H	t-butyl	
Mixxim™ BB100	Fairmount Chemical Co (Newark, NJ)	H	CH ₂ (dimer)	

UVAs are used in retroreflective sheeting to protect films containing optical layers from the harmful radiation of the sun in the solar light spectrum (between about 290 nm and 400 nm). Most UVAs are incompatible with EAA because they migrate or leach out of the EAA film. When UVAs migrate or leach out of the body layer, the resulting retroreflective film loses its UVA protection and can be subject to degradation as a result of exposure to harmful UV light. This degradation can cause the retroreflective sheeting to suffer a loss of retroreflectivity, and, at some point, the sheeting may no longer be fit for its intended use. Only a combination of benzotriazole- and benzophenone-based UVAs have been used in or with EAA films.

Table I shows exemplary benzotriazole-based UVAs with molecular weights ranging from about 200 to about 500.

The chemical formula for benzophenone-based UVAs is shown below



Some exemplary commercially available benzophenone-based UVAs are shown in Table

TABLE II

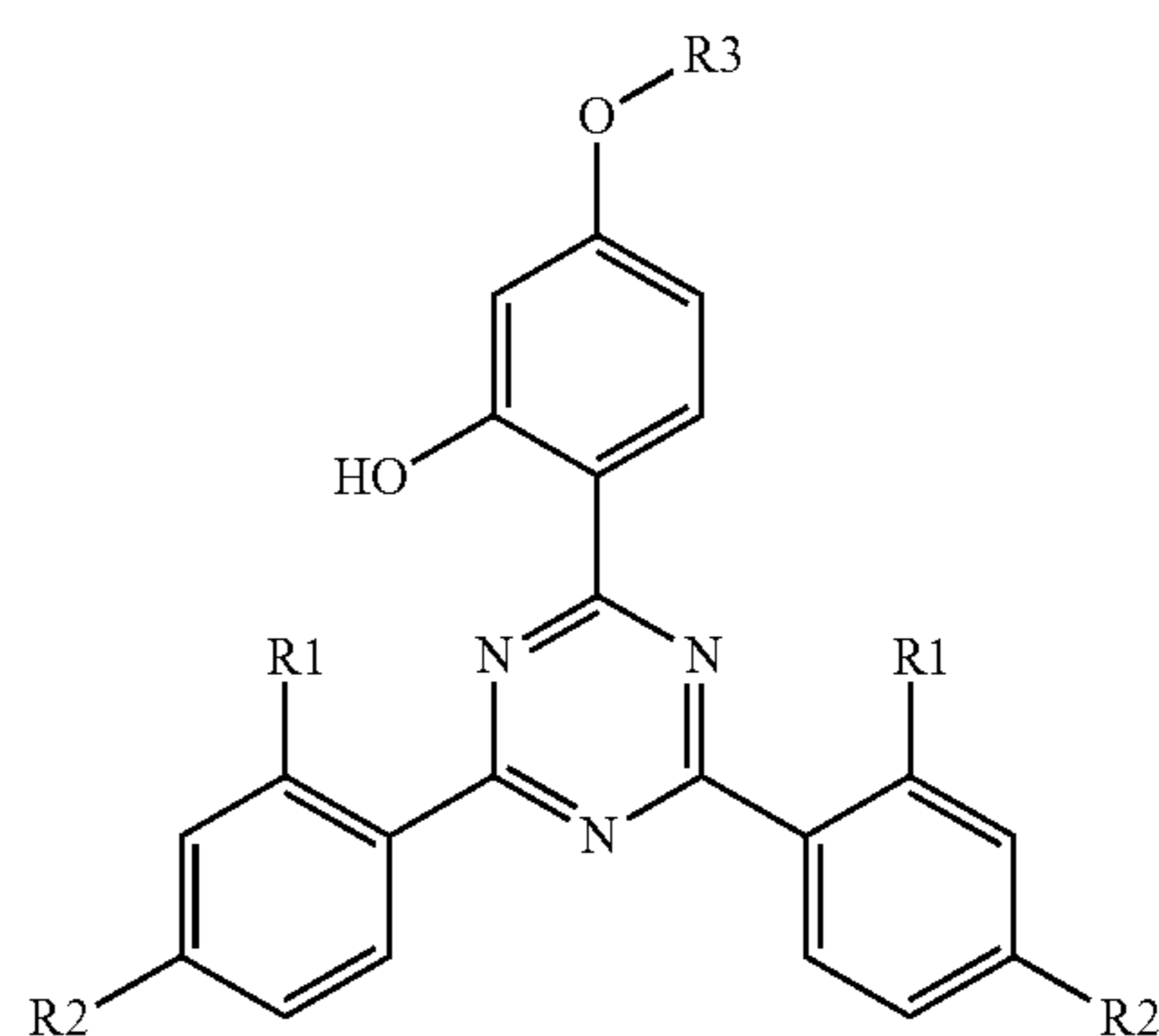
Exemplary Commercially Available Benzophenone-Based UVAs				
Name	Supplier	R1	R2	R3
Cyasorb™ UV531	CYTEC Industries	C ₈ H ₁₇	H	H
Uvinul™ 3008	BASF			
Lowilite™ 22	CHEMTURA Corporation			
Uvinul™ 408	BASF			
Uvinul™ 3040	BASF	CH ₃	H	H
Lowilite™ 20	CHEMTURA Corporation			
Cyasorb™ UV9	CYTEC Industries			
Cyasorb™ UV24	CYTEC Industries	CH ₃	OH	H
Uvinul™ 3049	BASF	CH ₃	OH	O CH ₃
Uvinul™ 3050	BASF	H	OH	OH
Uvinul™ 3000	BASF	H	H	H
Lowilite™ 24	CHEMTURA Corporation			
Uvinul™ 19	BASF	H	H	CH ₂ CH ₂ OH
Cyasorb™ 198	CYTEC Industries			
BOBP		C ₁₂ H ₂₅	H	H
Cyasorb™ UV 416	CYTEC Industries	CH ₂ CH ₂ OC(O)CH=CH ₂	H	H
Cyasorb™ UV 2098				
Cyasorb™ UV 2126	CYTEC Industries	Polymer of UV416 (~50,000 g/mol)		

Table II shows exemplary benzophenone-based UVAs with molecular weights greater than about 200.

EAA films including a combination of benzotriazole- and benzophenone-based UVAs typically show a migration rate (the rate at which the UVA migrates and/or leaches out of the EAA film) of about 40% per year in Florida weather and about 20% per year in Minnesota weather.

Consequently, the inventors of the present application saw a need to find one or more UVAs that are more stable in and will remain in an EAA body layer for a longer period of time. Also, the inventors of the present application saw a need for a retroreflective film including a body layer including EAA that would provide sufficient long-term durability and weatherability.

The inventors of the present application found that a specific class or type of UVAs are retained in an EAA film about two times longer when compared with currently used UVAs. Specifically, the present application is directed to the inclusion of one or more triazine-based UVAs in an EAA film. Triazine-based UVAs are generally described by the following chemical formula:



Some exemplary commercially available triazine-based UVAs are shown in Table III.

TABLE III

Exemplary Commercially Available Triazine-Based UVAs				
Commercial Name	Supplier	R1	R2	R3
Tinuvin™ 405	BASF	CH ₃	CH ₃	
Tinuvin™ 1577	BASF	H	H	
Cyasorb™ UV1164	CYTEC Industries	CH ₃	CH ₃	
Tinuvin™ 479	BASF	H	phenyl	

TABLE III-continued

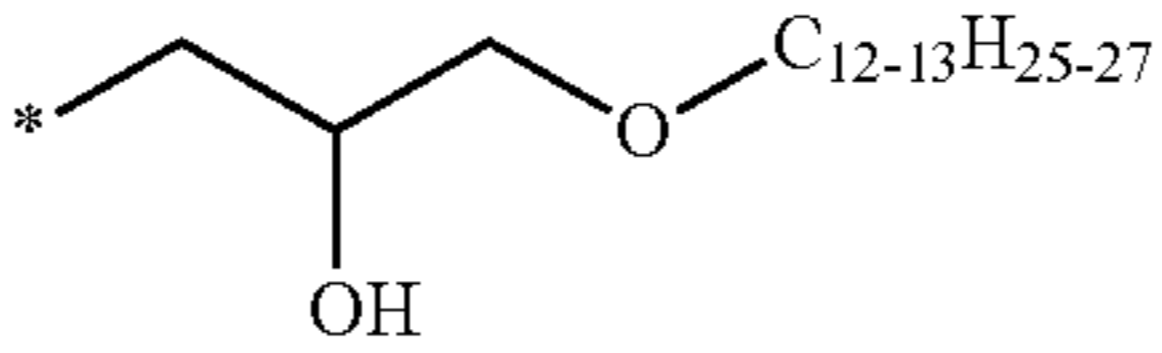
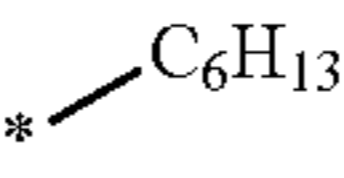
Exemplary Commercially Available Triazine-Based UVAs				
Commercial Name	Supplier	R1	R2	R3
Tinuvin™ 400	BASF	CH ₃	CH ₃	
CGX UVA006	BASF	H	phenyl	

Table III shows exemplary triazine-based UVAs with molecular weights greater than about 350.

The inventors of the present application discovered that triazine-based UVAs remain in EAA films about two times longer than prior art UVAs used in EAA films. Because the UVAs remain in the EAA films longer, the retroreflective sheeting including these films retains its retroreflectivity longer. This is at least in part due to the fact that a body layer including UVAs protects the materials and structures beneath the body layer.

In some embodiments, the EAA film includes only triazine-based UVAs. In other embodiments, the EAA film includes one or more triazine-based UVAs and one or more additional UVAs. Exemplary additional UVAs include, but are not limited to, benzotriazole- and benzophenone-based UVAs.

In some preferred embodiments, the triazine-based UVAs have bulky side groups. A bulky side group is used herein to refer a side group including at least six carbon atoms. The exemplary commercially available triazine-based UVAs shown in Table III are non-limiting examples of UVAs including at least one bulky side group.

The following examples describe some exemplary constructions and methods of constructing various embodiments within the scope of the present application. The following examples are intended to be illustrative, but are not intended to limit the scope of the present application.

EXAMPLES

Test Methods

Retroreflectivity (R_A):

The coefficient of retroreflection R_A (retroreflectivity) was measured following the procedure outlined in ASTM E-810-03 "Test Method for Coefficient of Retroreflection of Retroreflective Sheeting Utilizing the Coplanar Geometry." R_A was measured at discrete observation angles and averaged over the annular region between two adjacent measured observation angles.

Weathering:

Two exposure cycles were used in the following examples: (1) exposure test cycle "1a" specified in Table X1.1 in ASTM-G-152-06 "Standard Practice for Operating Open Flame Carbon Arc Light Apparatus for Exposure of Nonmetallic Materials," referred to as "Cycle A;" and (2) exposure test cycle "1" specified in Table X3.1 in ASTM G-155-05a "Standard Practice for Operating Xenon Arc Light Apparatus for Exposure of Non-Metallic Materials," referred to as "Cycle B". Exposure time was of about 1000, 1500 or 1800 hours.

Materials

15

BAED	Bisphenol-A epoxy diacrylate, obtained from Cytek Industries, Smyrna, GA, under the trade designation "EBECRYL 3720."
DMAEA	Dimethylaminoethyl acrylate, obtained from Cytec Industries.
20 TMPTA	Trimethylol propane triacrylate, obtained from Cytec Industries.
HDDA	1,6 Hexanediol diacrylate, obtained from Cytec Industries.
TPO	2,4,6-trimethylbenzoyl diphenylphosphine oxide, a photo-initiator, obtained from Sigma-Aldrich, St. Louis, MO.
EAA	Ethylene acid acrylate obtained from Dow Company, Midland, MI, under the trade designation "PRIMACOR 3340."
25 PET	Polyethylene terephthalate
A/A-EVA	Acid/acrylate modified ethylene vinyl acetate (EVA) copolymer obtained from DuPont, Wilmington, DE, under the trade designation "BYNEL 3101."
30 HDPE	High density polyethylene film such as those obtained from Lyondell Chemical Company, Lansing, MI.
HPT	2-[4-[(2-Hydroxy-3-(2'-ethyl)hexyl)oxy]-2-hydroxyphenyl]-4,6- bis(2,4-dimethylphenyl)-1,3,5-triazine, a hydroxyphenyl triazine obtained from BASF, Florham Park, NJ, under the trade designation "TINUVIN 405."
35 HALS	Poly[[6-[(1,1,3,3-tetramethylbutyl)amino]-1,3,5-triazine-2,4-diyl][(2,2,6,6-tetramethyl-4-piperidiny)imino]-1,6-hexanediyl[(2,2,6,6-tetramethyl-4-piperidiny)imino]], a hindered amine light stabilizer obtained from BASF, under the trade designation "CHIMASSORB 944."
BPN	(benzophenone) UV absorber obtained from Chemtura Corporation, Middlebury, CT, under the trade designation "LOWILITE 22."
40 BTZ	2-(2H-benzotriazol-2-yl)-4,6-ditertpentyl phenol (benzotriazole) UV absorber obtained from BASF under the trade designation "TINUVIN 328."

45

Comparative Example A and Example 1

A retroreflective film was prepared by (1) providing a body layer; (2) preparing a retroreflective layer by casting cube corner microstructures onto the body layer as described in U.S. Pat. No. 5,691,846 (Benson), incorporated herein by reference; and (3) laminating a multi-layer sealing film to the cube corner microstructures.

Preparation of Body Layer:

A body layer was prepared by extruding EAA and one or more ultraviolet light absorbers (UVA) at a film thickness of 0.01 cm (4 mil) onto a corona treated polyethylene terephthalate (PET) carrier. Pellets of EAA and selected UVAs, as shown in Table 1 below, were fed into a 1.9 cm (0.75 in.) single screw extruder (obtained from C.W. Brabender Instruments Inc., South Hackensack, N.J.) set at a temperature of 140° C. (284° F.) for zone 1 and 175° C. (347° F.) at the extruder exit and die, resulting in a melt temperature of about 175° C. (347° F.). As the molten resin exited the extruder, it passed through a conventional horizontal film die (obtained from Extrusion Dies Industries LLC, Chippewa Falls, Wis., under the trade designation "ULTRAFLEX-40") and was cast onto the PET carrier traveling at about 36 m/min (120 ft/min). The resulting

molten body layer on the PET carrier was run between a rubber roll/chilled steel roll nip to solidify the molten resin into a layer. The EAA surface was corona treated at an energy of about 1.5 J/cm³.

Composition of the EAA body layers with selected UVAs in weight percent (wt-%) is shown in Table 1, below.

TABLE 1

Composition of EAA Body layers including Selected UVAs		
Body Layer	UVAs	Amount (wt-%)
Comparative Body layer A	BPN/BTZ/HALS	0.96/0.64/0.64
Body Layer 1	HPT/HALS	1.5/0.6

Preparation of the Retroreflective Layer:

A retroreflective layer was prepared by casting a mixture of 25 wt % BAED, 12 wt-% DMAEA, 38 wt-% TMPTA, 25 wt-% 1,6 HDDA, and 0.5 pph (parts per hundred) of TPO through a die onto a rubber roll. The rubber roll contacted the EAA side of the body layer transferring the mixture onto the body layer. The coated body layer was brought in contact with a patterned tool roll heated to 170° F. (77° C.) containing a plurality of cube corner cavities. The patterned tool roll was mounted on a mandrel rotating in a counterclockwise motion at about 25 fpm (7 m/min). The composition coated on the body layer completely filled the cube corner cavities and the entire construction was cured through the body layer with twelve Fusion "D" lamps 641 (Fusion Systems) set at 600 W/in. Dichroic filters were used in front of the UV lamps. A retroreflective layer was prepared upon completion of the curing process and removal of the cured film with cube corner microstructures thereon from the patterned tool roll. The retroreflective layer was irradiated by a Fusion D UV lamp operating at 50% to provide a post-UV irradiation cure through the cube corner microstructures. The retroreflective layer was then passed through an oven set at 127° C. (260° F.).

The resulting cube corner microstructures had three sets of intersecting grooves with a pitch (i.e. primary groove spacing) of 0.007 inches (0.18 mm). The intersecting grooves formed a cube corner base triangle included angles of 55.5/55.5/69 degrees and a cube corner element height of 76.2 microns (3.5 mil). The primary groove spacing is defined as the groove spacing between the grooves which form the two 55° base angles of the base triangle.

Preparation of Sealing Film:

A sealing film was prepared as described in U.S. Patent Application Ser. No. 61/350,269, filed on Jun. 1, 2010 and assigned to the assignee of the present application. The coextruded sealing film comprised a two-layer construction of an A/A-EVA film and a third polyolefin layer. The two-layer construction further comprised a first layer that was clear and a second layer that was pigmented. Specifically, the second, pigmented, layer was prepared by feeding pellets of A/A-EVA mixed with 20% by weight of an 80/20 TiO₂/EVA blend into an extruder and the third layer was prepared by extruding HDPE onto the pigmented side of the two-layer construction at a thickness of 0.005 cm (2 mil) using a blown film extrusion process. The clear A/A-EVA side of the sealing film construction was corona treated at an energy of roughly 1 J/cm².

Next, retroreflective films were prepared by laminating the cube corner microstructure side of the retroreflective layer to the clear A/A-EVA layer of the sealing film using a 121.92 cm (48 in) wide laminator composed of a rubber roll and a heated emboss roll with a hexagonal seal pattern. The HDPE layer of the sealing film was placed against the heated emboss roll at a temperature of 250° F. (121° C.). During sealing, the lamination pressure ranged from 700 to 1100 psi (4.8 to 7.6 MPa) and line speed was 25 fpm (7 m/min).

Comparative Example A

A retroreflective film was prepared as described above using Comparative Body layer A.

Example 1

A retroreflective film was prepared as described above using Body layer 1.

The retroreflective films of Comparative Example A and Example 1 were submitted to exposure cycles A and B for 1500 or 1800 hours, respectively, according to the weathering test method described above. Retroreflectivity (R_A) of the films at 0.2° observation angle (obs.), -4° and 30° entrance angles (ent.), and 0° and 90° orientation angles (orientation) were measured before (Initial R_A) and after exposure (Final R_A). Percent retroreflectivity retention (Ret.) was calculated. Results are reported in Tables 2 and 3, below.

TABLE 2

Comparison of Comparative A and Example 1 at 1000 hours exposure cycle							
Examples	Obs./Ent./ Orient. Angles (°)	Cycle A 1000 hours			Cycle B 1000 hours		
		Initial R_A (cd/lux · m ²)	Final R_A (cd/lux · m ²)	Ret. (%)	Initial R_A (cd/lux · m ²)	Final R_A (cd/lux · m ²)	Ret. (%)
Comp.	0.2/-4/0	757	246	32	697	398	57
Example A	0.2/-4/90	792	301	38	718	393	55
	0.2/30/0	439	122	28	418	184	44
	0.2/30/90	596	189	32	554	238	43
Example 1	0.2/-4/0	617	750	122	561	756	135
	0.2/-4/90	617	643	104	487	611	126
	0.2/30/0	327	404	124	302	466	154
	0.2/30/90	439	483	110	353	469	133

TABLE 3

Comparison of Comparative Example A and Example 1							
Examples	Obs./Ent./ Orient. Angles (°)	Cycle A (1500 hrs)			Cycle B (1800 hrs)		
		Initial R_A cd/lux · m ²	Final R_A cd/lux · m ²	Ret. (%)	Initial R_A cd/lux · m ²	Final R_A cd/lux · m ²	Ret. (%)
Comp.	0.2/-4/0	757	167	22	697	207	30
Example A	0.2/-4/90	792	196	25	718	229	32
	0.2/30/0	439	61	14	418	71	17
	0.2/30/90	596	87	15	554	111	20
Example 1	0.2/-4/0	617	807	131	561	764	136
	0.2/-4/90	617	632	102	487	563	116
	0.2/30/0	327	405	124	302	500	165
	0.2/30/90	439	444	101	353	411	117

The recitation of all numerical ranges by endpoint is meant to include all numbers subsumed within the range (i.e., the range 1 to 10 includes, for example, 1, 1.5, 3.33, and 10).

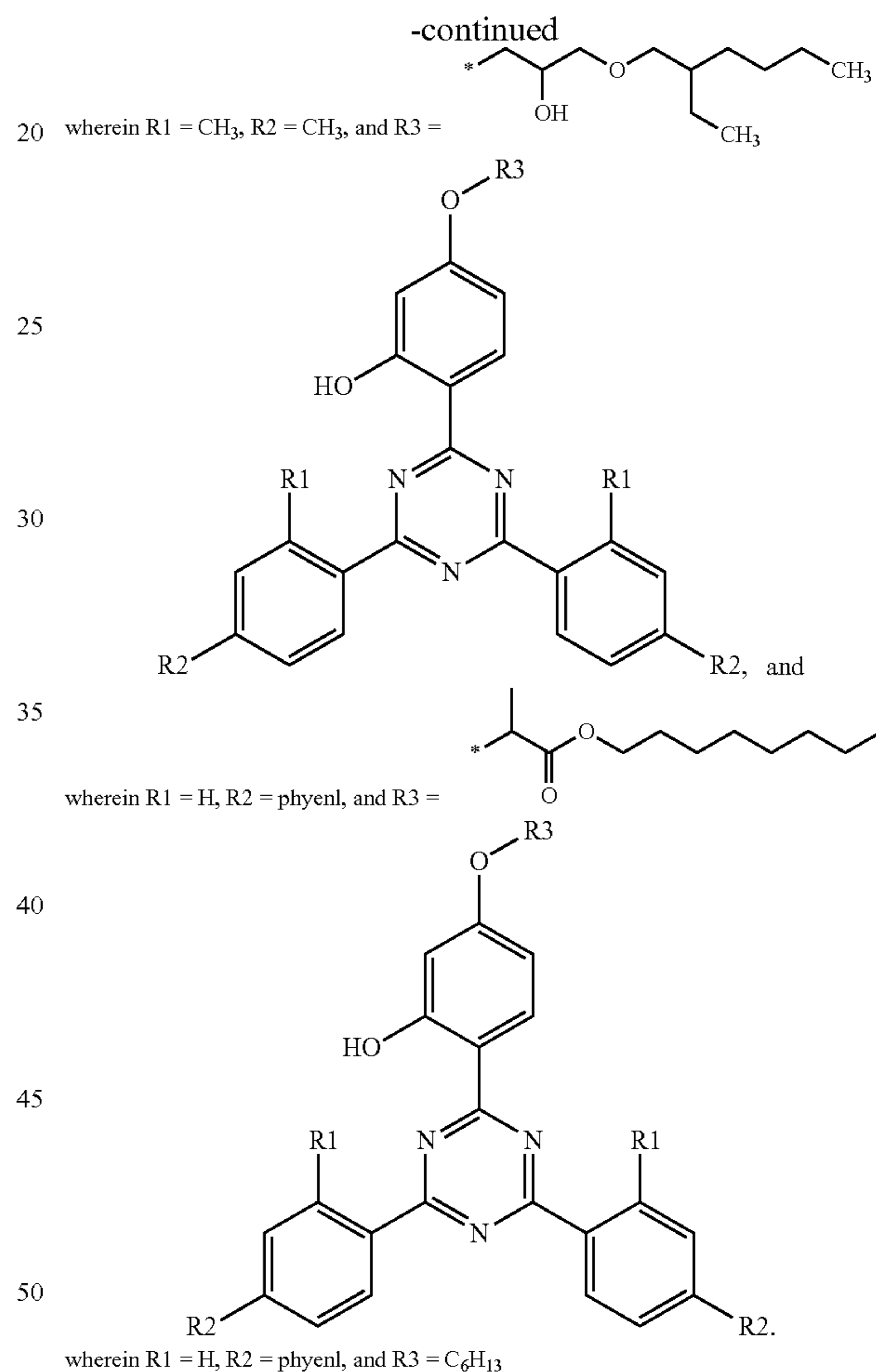
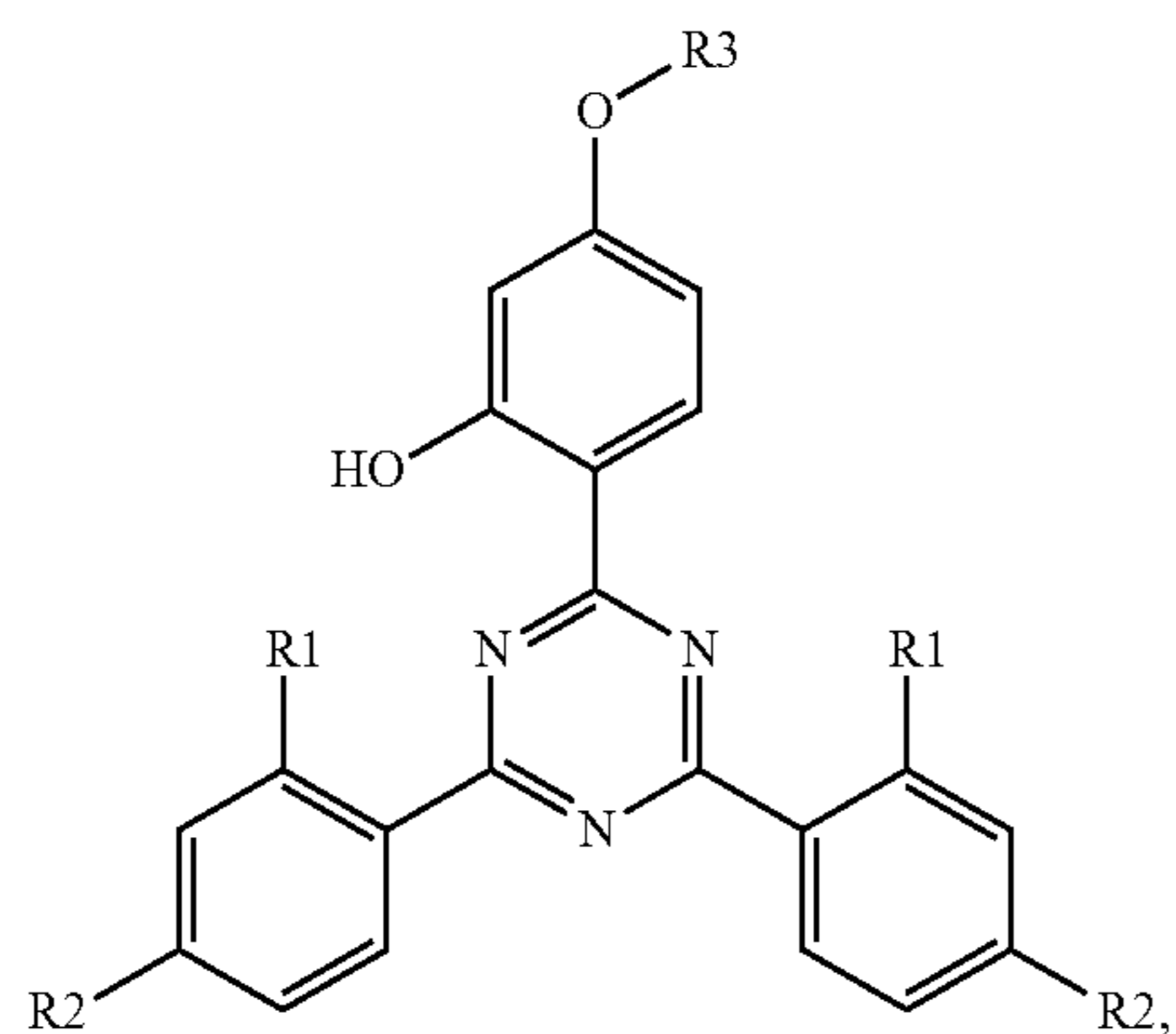
The terms first, second, third and the like in the description and in the claims, are used for distinguishing between similar elements and not necessarily for describing a sequential or chronological order. It is to be understood that the terms so used are interchangeable under appropriate circumstances and that the embodiments of the invention described herein are capable of operation in other sequences than described or illustrated herein.

Moreover, the terms top, bottom, over, under and the like in the description and the claims are used for descriptive purposes and not necessarily for describing relative positions. It is to be understood that the terms so used are interchangeable under appropriate circumstances and that the embodiments of the invention described herein are capable of operation in other orientations than described or illustrated herein.

Those having skill in the art will appreciate that many changes may be made to the details of the above-described embodiments and implementations without departing from the underlying principles thereof. Further, various modifications and alterations of the present invention will become apparent to those skilled in the art without departing from the spirit and scope of the invention. The scope of the present application should, therefore, be determined only by the following claims.

What is claimed is:

1. A retroreflective sheeting, comprising:
 - a plurality of cube corner elements; and
 - a body layer adjacent to the cube corner elements, the body layer comprising poly(ethylene-co-acrylic acid) and an unreacted triazine-based UVA chosen from:



2. The retroreflective sheeting of claim 1, wherein the body layer further comprises:
 - at least one of a benzotriazole-based UVA and a benzophenone-based UVA.
3. The retroreflective sheeting of claim 1, having a thickness of between about 20 micrometers and about 1,000 micrometers.
4. The retroreflective sheeting of claim 1, having a thickness of between about 1.3 mils and about 4 mils.
5. The retroreflective sheeting of claim 1, wherein the sheeting has a retroreflectivity retention greater than about 50% at an observation angle of less than 0.5 degree after being submitted for 1500 hours to an exposure test cycle

selected from a group consisting of exposure test cycle 1a of ASTM-G-152-06 and exposure test cycle 1 in ASTM G-155-05a.

6. The retroreflective sheeting of claim 1, further comprising a land layer between the cube corner elements and the body layer. 5

7. The retroreflective sheeting of claim 5, wherein the retroreflectivity retention is greater than about 50% at an observation angle of 0.2 degree.

* * * * *

UNITED STATES PATENT AND TRADEMARK OFFICE
CERTIFICATE OF CORRECTION

PATENT NO. : 10,598,823 B2
APPLICATION NO. : 15/603072
DATED : March 24, 2020
INVENTOR(S) : David Meitz et al.

Page 1 of 3

It is certified that error appears in the above-identified patent and that said Letters Patent is hereby corrected as shown below:

On the Title Page

Page 2, Column 2 item (56) (Foreign Patent Documents)

Line 13, delete "20071017654" and insert -- 2007/017654 --, therefor.

Line 14, delete "20071079246" and insert -- 2007/079246 --, therefor.

Line 15, delete "20091046048" and insert -- 2009/046048 --, therefor.

Page 2, Column 2 item (56) (Other Publications)

Line 4, delete "Chemisty," and insert -- Chemistry, --, therefor.

In the Specification

Column 4

Line 67 (Approx.), delete "Table" and insert -- Table II. --, therefor.

Column 9

Line 4, delete "J/cm³." and insert -- J/cm². --, therefor.

Signed and Sealed this
Second Day of November, 2021

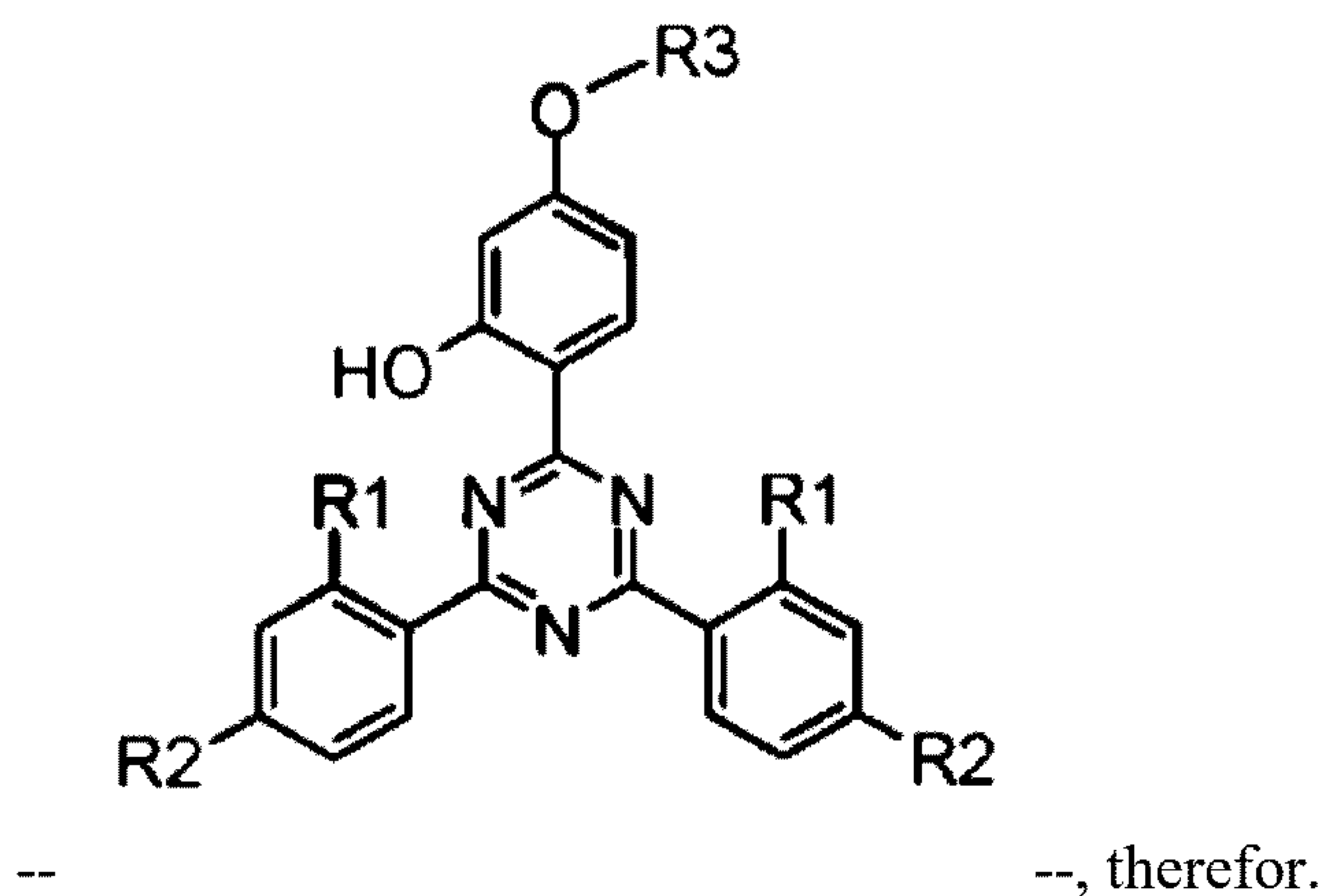
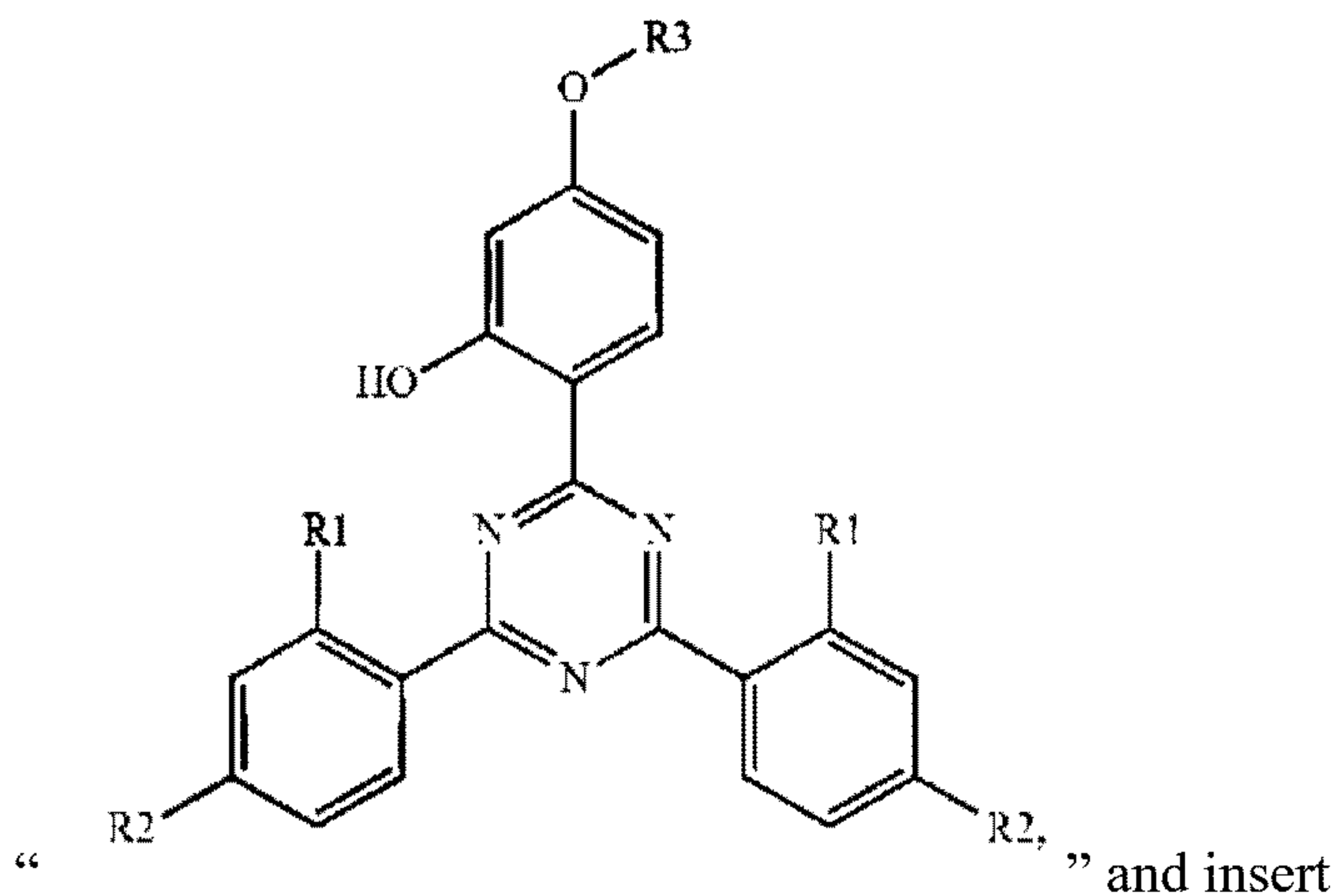


Drew Hirshfeld
*Performing the Functions and Duties of the
Under Secretary of Commerce for Intellectual Property and
Director of the United States Patent and Trademark Office*

In the Claims

Column 11

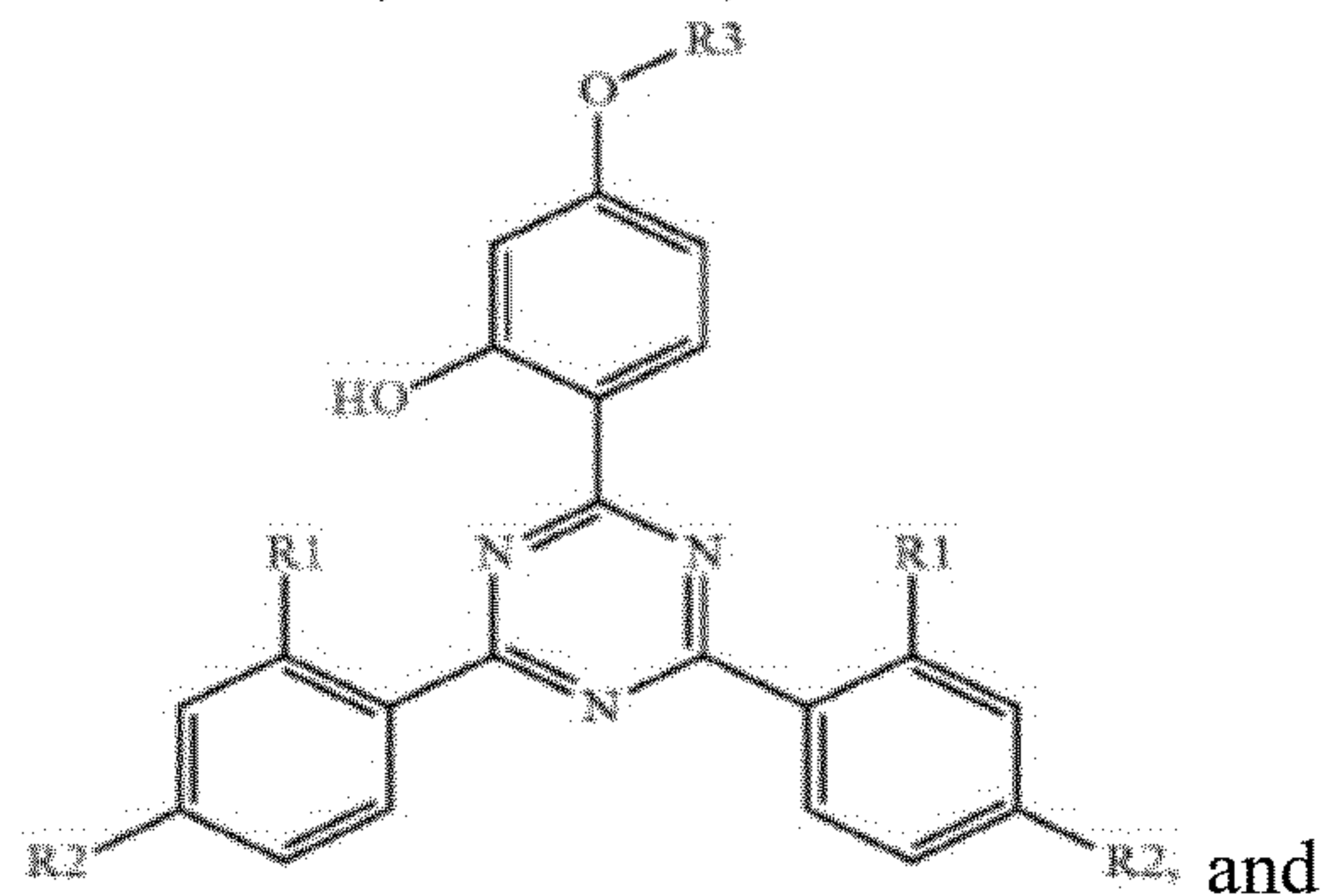
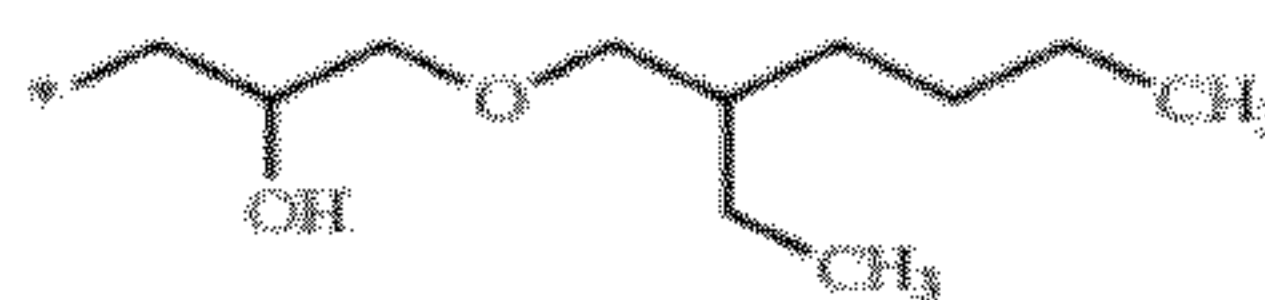
Line 51-66 (Approx.), in Claim 1, delete



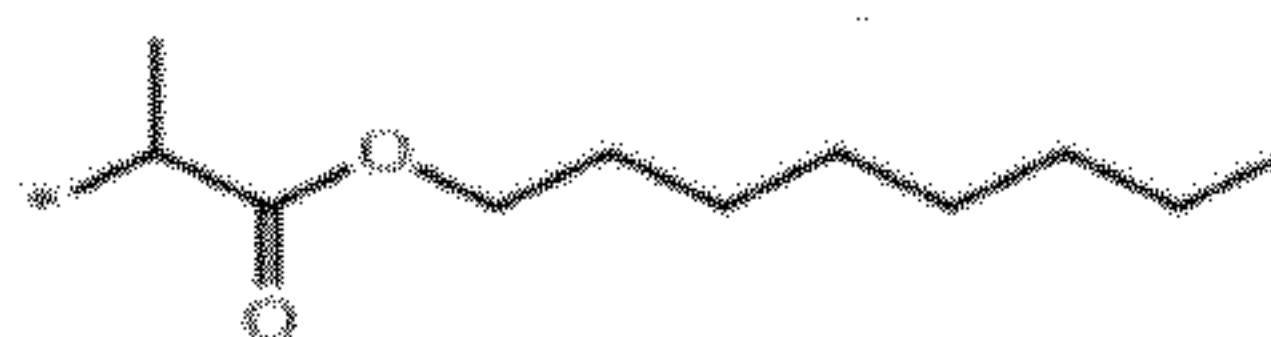
Column 12

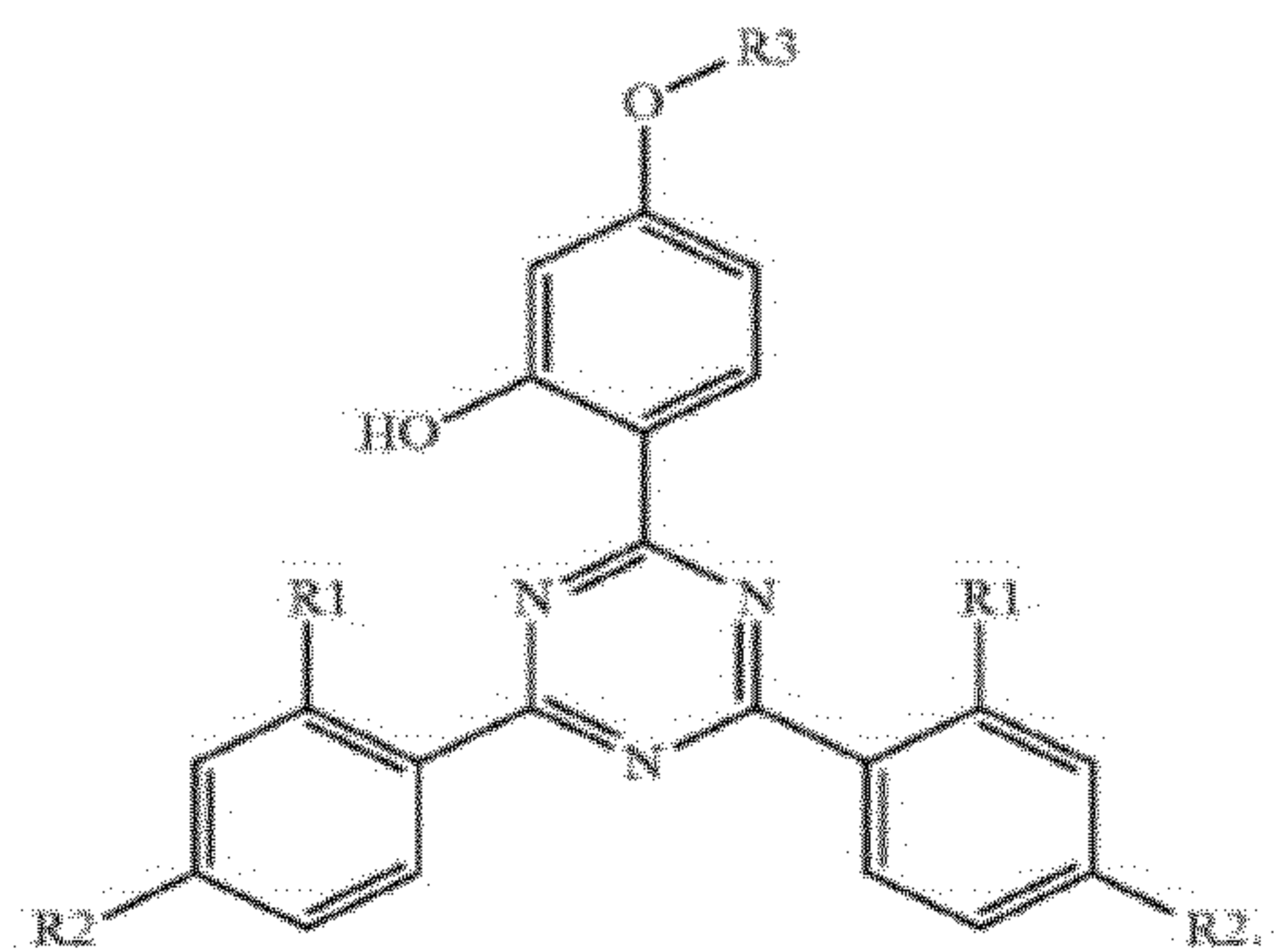
Line 19-52 (Approx.), in Claim 1, delete

“wherein R1 = CH₃, R2 = CH₃, and R3 =

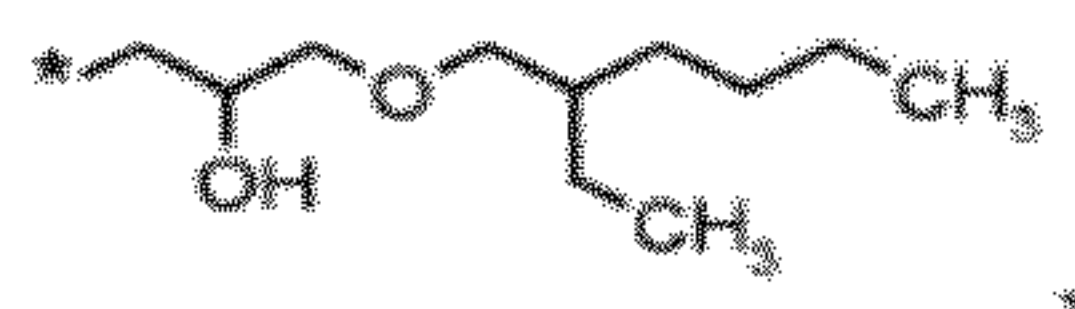


wherein R1 = H, R2 = phenyl, and R3 =


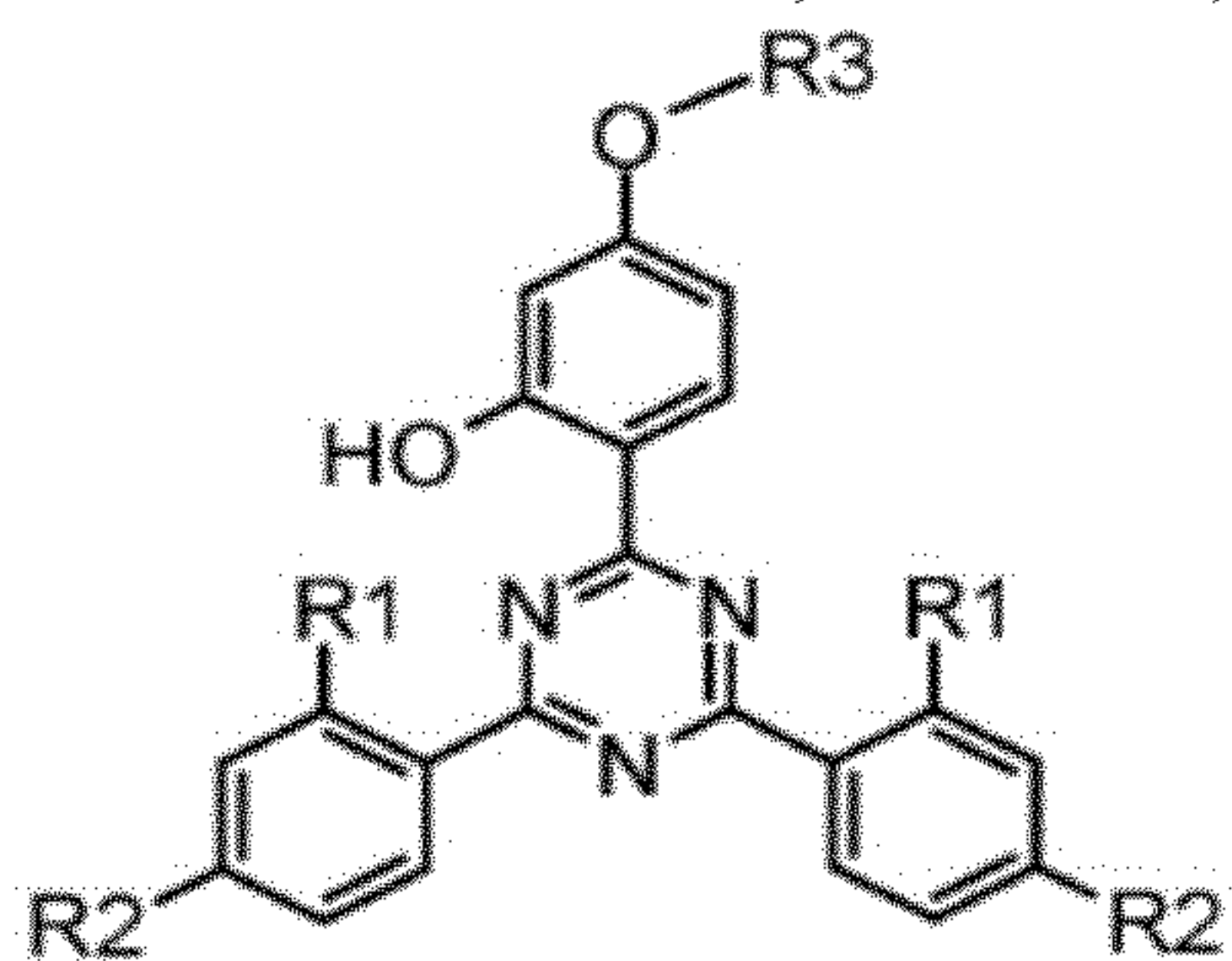




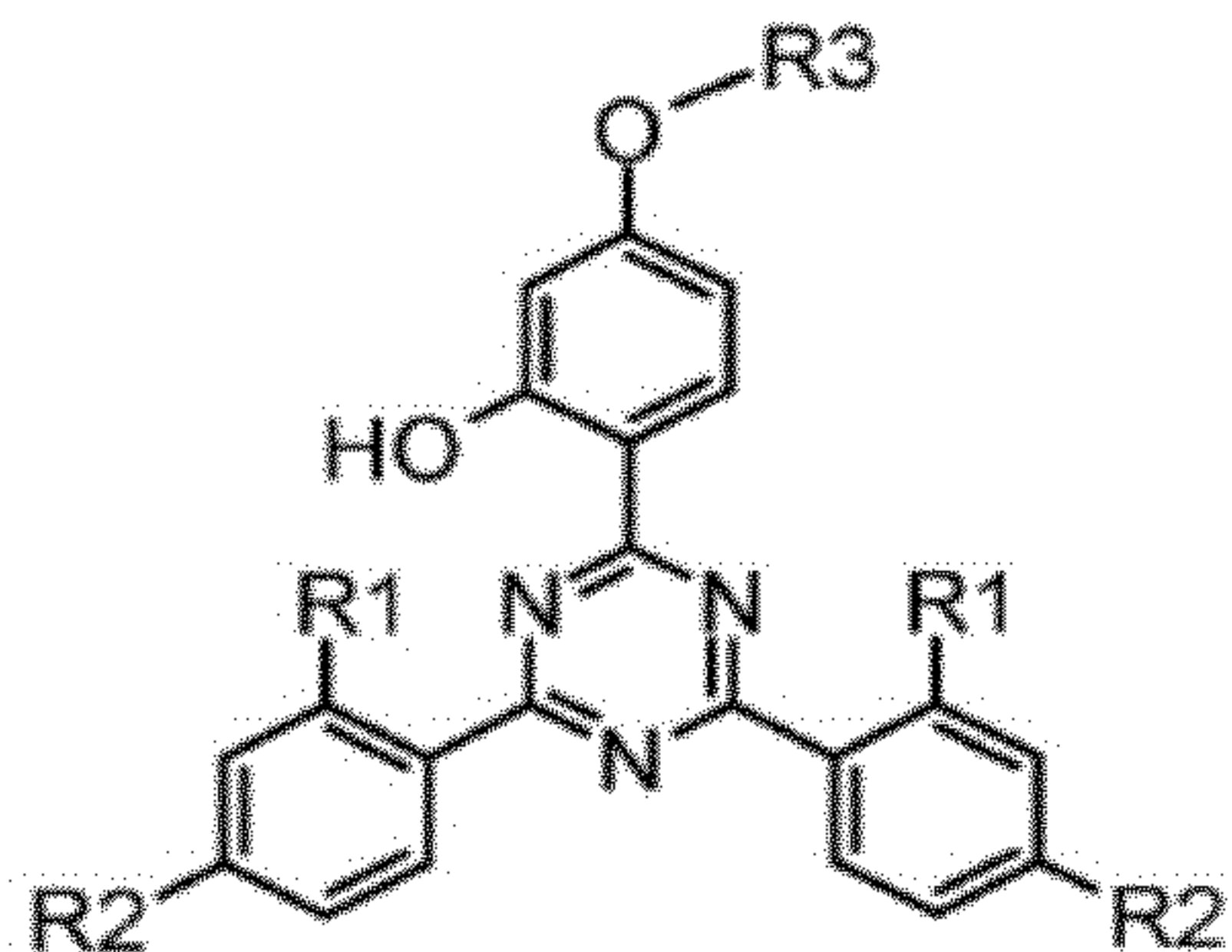
wherein R1 = H, R2 = phenyl, and R3 = C₆H₁₃” and insert



-- wherein R1 = CH₃, R2 = CH₃, and R3 =



wherein R1 = H, R2 = phenyl, and R3 = and



wherein R1 = H, R2 = phenyl, and R3 = C₆H₁₃. --, therefor.