



US010585558B2

(12) **United States Patent**
Evans et al.

(10) **Patent No.:** **US 10,585,558 B2**
(45) **Date of Patent:** ***Mar. 10, 2020**

(54) **SYSTEMS AND METHODS FOR A MEDIA APPLICATION INCLUDING AN INTERACTIVE GRID DISPLAY**

(56) **References Cited**

U.S. PATENT DOCUMENTS

(71) Applicant: **Viacom International Inc.**, New York, NY (US)

6,163,822 A 12/2000 Christian et al.
7,124,424 B2 10/2006 Gordon et al.

(Continued)

(72) Inventors: **Matthew Evans**, New York, NY (US);
Darren Brelesky, New York, NY (US);
Dhimiter Bozo, New York, NY (US);
Pier Borra, New York, NY (US)

FOREIGN PATENT DOCUMENTS

WO 2012073027 6/2012

(73) Assignee: **Viacom International Inc.**, New York, NY (US)

OTHER PUBLICATIONS

(*) Notice: Subject to any disclaimer, the term of this patent is extended or adjusted under 35 U.S.C. 154(b) by 239 days.

Lovejoy, "How to: Organize your iPhone apps with less logic, more usability", available at: <https://9to5mac.com/2013/09/04/how-to-organise-your-iphone-apps-with-less-logic-more-usability/>, Sep. 4, 2013, 7 sheets.

This patent is subject to a terminal disclaimer.

Primary Examiner — Maikhanh Nguyen

(21) Appl. No.: **15/137,653**

(74) *Attorney, Agent, or Firm* — Fay Kaplun & Marcin, LLP

(22) Filed: **Apr. 25, 2016**

(65) **Prior Publication Data**

US 2016/0239166 A1 Aug. 18, 2016

Related U.S. Application Data

(63) Continuation of application No. 14/103,554, filed on Dec. 11, 2013, now Pat. No. 9,342,519.

(51) **Int. Cl.**

G06F 3/0482 (2013.01)
H04L 29/06 (2006.01)

(Continued)

(52) **U.S. Cl.**

CPC **G06F 3/0482** (2013.01); **G06F 3/04817** (2013.01); **G06F 3/04842** (2013.01);
(Continued)

(58) **Field of Classification Search**

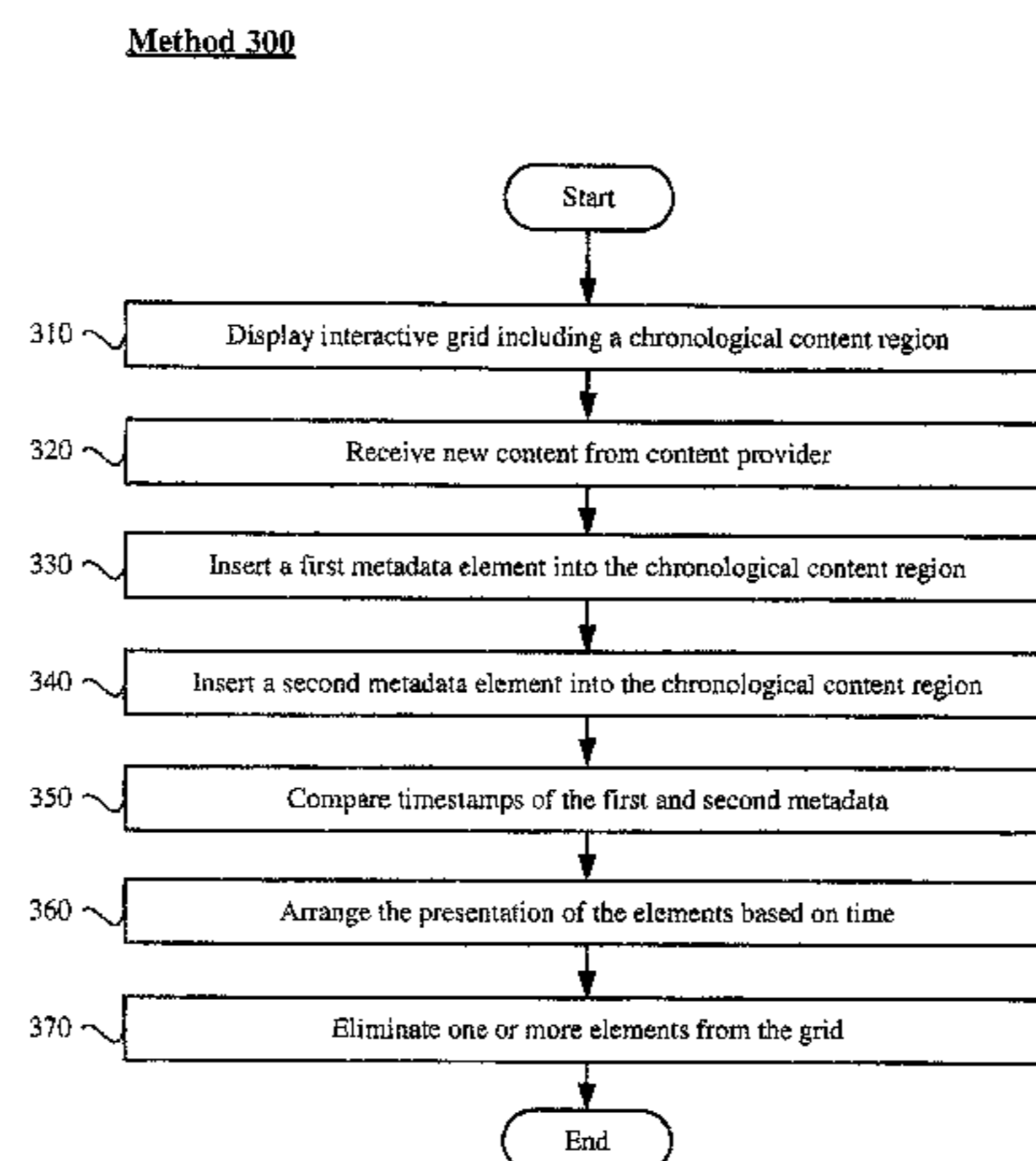
CPC G06F 16/44; G06F 3/04817; G06F 7/24; G06F 3/04845; G06F 3/0482; G06F 3/04842; H04L 67/42

See application file for complete search history.

(57) **ABSTRACT**

Described herein are systems and methods for a media application including an interactive grid display. A method may comprise displaying a grid including a central hub and a plurality of spokes connected to the central hub, inserting a first media element on a first spoke of the grid, the first media element including a first timestamp and activating a first media file, inserting a second media element on the first spoke of the grid, the second media element including a second timestamp and activating a second media file, wherein the second media file is related to the first media file, comparing the first timestamp to the second timestamp, and arranging the presentation of the first and second media elements along the first spoke based on the compared first and second timestamps.

18 Claims, 3 Drawing Sheets

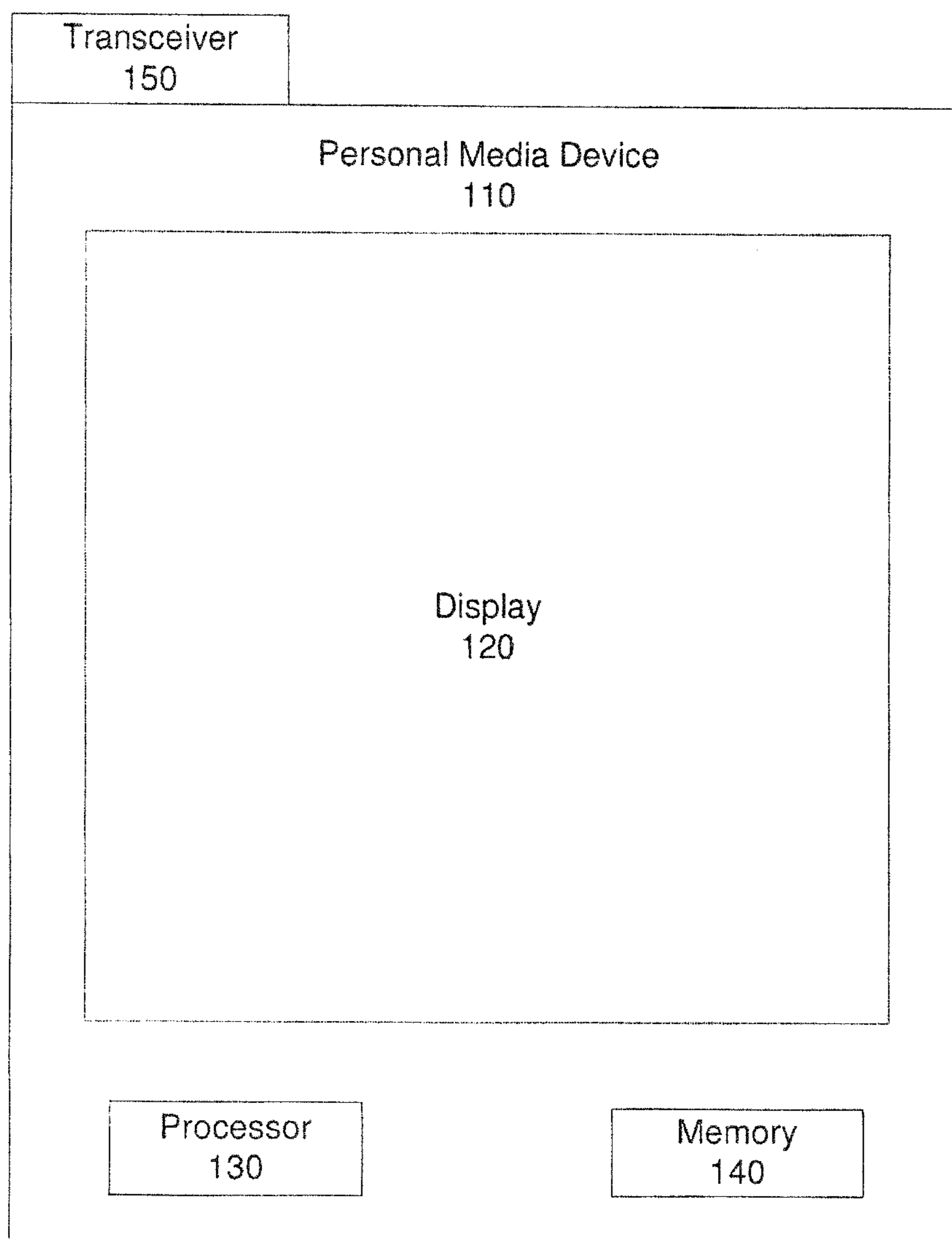


- | | | | | | |
|------|---|------------------|---------|-----------------|---------------------------|
| (51) | Int. Cl. | 2004/0070593 A1* | 4/2004 | Neely | G06F 17/30849
715/716 |
| | <i>G06F 3/0484</i> (2013.01) | | | | |
| | <i>G06F 3/0481</i> (2013.01) | 2004/0073921 A1* | 4/2004 | Neely | G06F 17/30849
725/45 |
| | <i>G06F 16/44</i> (2019.01) | | | | |
| | <i>G06F 7/24</i> (2006.01) | | | | |
| (52) | U.S. Cl. | 2004/0165006 A1 | 8/2004 | Kirby et al. | |
| | CPC | 2005/0160113 A1 | 7/2005 | Sipusic et al. | |
| | <i>G06F 3/04845</i> (2013.01); <i>G06F 7/24</i> | 2008/0066103 A1* | 3/2008 | Ellis | H04N 5/44591
725/38 |
| | (2013.01); <i>G06F 16/44</i> (2019.01); <i>H04L 67/42</i> | | | | |
| | (2013.01) | 2008/0092054 A1 | 4/2008 | Bhumkar et al. | |
| | | 2008/0163059 A1* | 7/2008 | Craner | H04N 5/44543
715/719 |
| (56) | References Cited | 2009/0178008 A1 | 7/2009 | Herz et al. | |
| | U.S. PATENT DOCUMENTS | 2009/0178083 A1* | 7/2009 | White | H04N 5/44543
725/61 |
| | 7,231,607 B2 6/2007 Neely et al. | 2010/0017725 A1 | 1/2010 | McCarthy et al. | |
| | 7,966,638 B2 6/2011 Gossweiler, III et al. | 2010/0306708 A1 | 12/2010 | Trenz et al. | |
| | 8,191,104 B2 5/2012 Gordon et al. | 2011/0078572 A1 | 3/2011 | Milazzo | |
| | 8,225,361 B2 7/2012 Feinberg et al. | 2011/0093415 A1 | 4/2011 | Rhee et al. | |
| | 8,316,394 B2 11/2012 Yates | 2012/0278179 A1* | 11/2012 | Campbell | G06Q 30/0255
705/14.69 |
| | 8,385,813 B2 2/2013 Rao | 2012/0278330 A1 | 11/2012 | Campbell et al. | |
| | 8,402,488 B2* 3/2013 Craner | 2014/0006951 A1* | 1/2014 | Hunter | H04H 60/31
715/719 |
| | | | | | |
| | 8,443,387 B2 5/2013 Gordon et al. | 2014/0053214 A1 | 2/2014 | Walker et al. | |
| | 8,555,315 B2 10/2013 Woods et al. | | | | |
| | 8,756,510 B2 6/2014 Bhumkar et al. | | | | |

* cited by examiner

Fig. 1

System 100



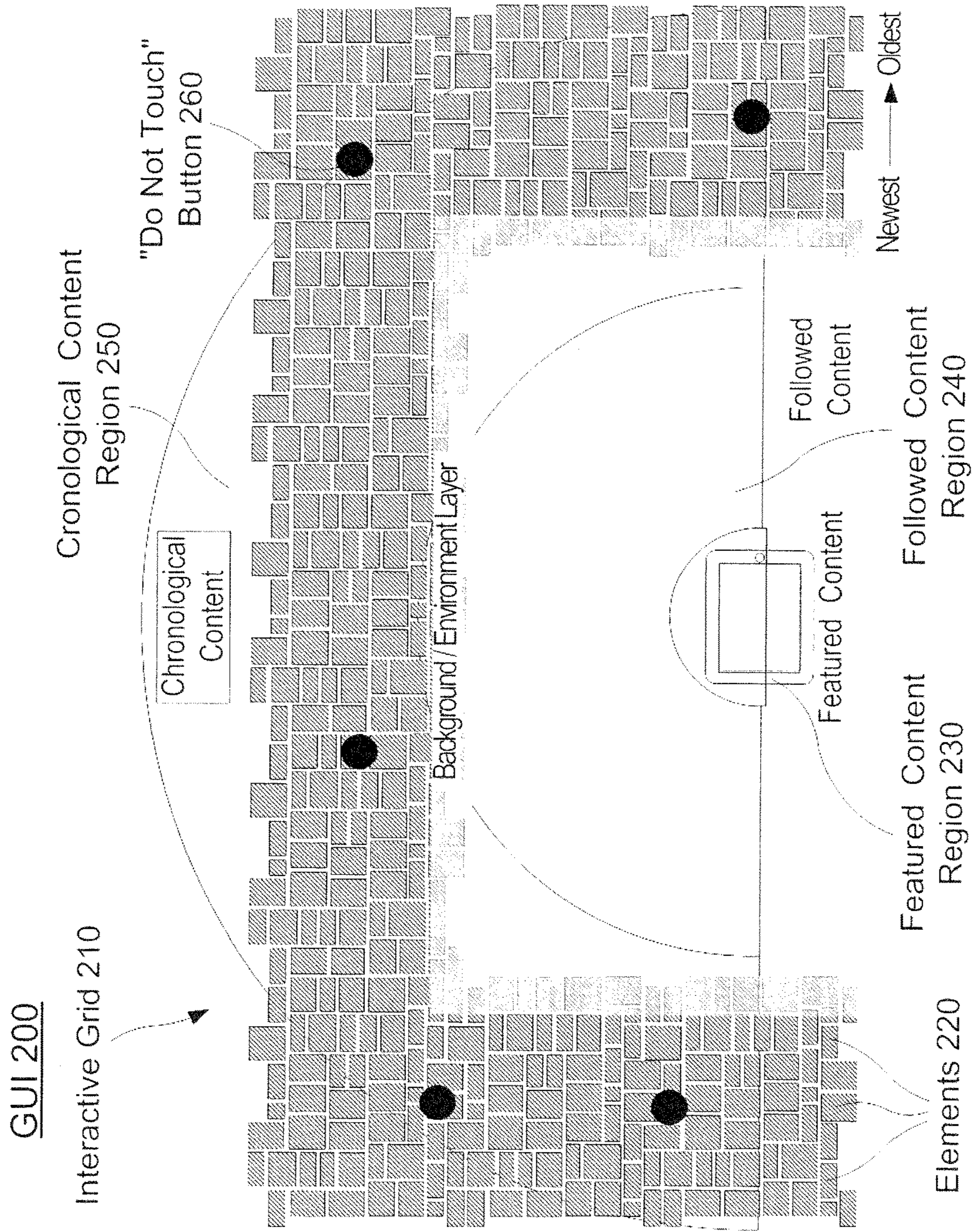
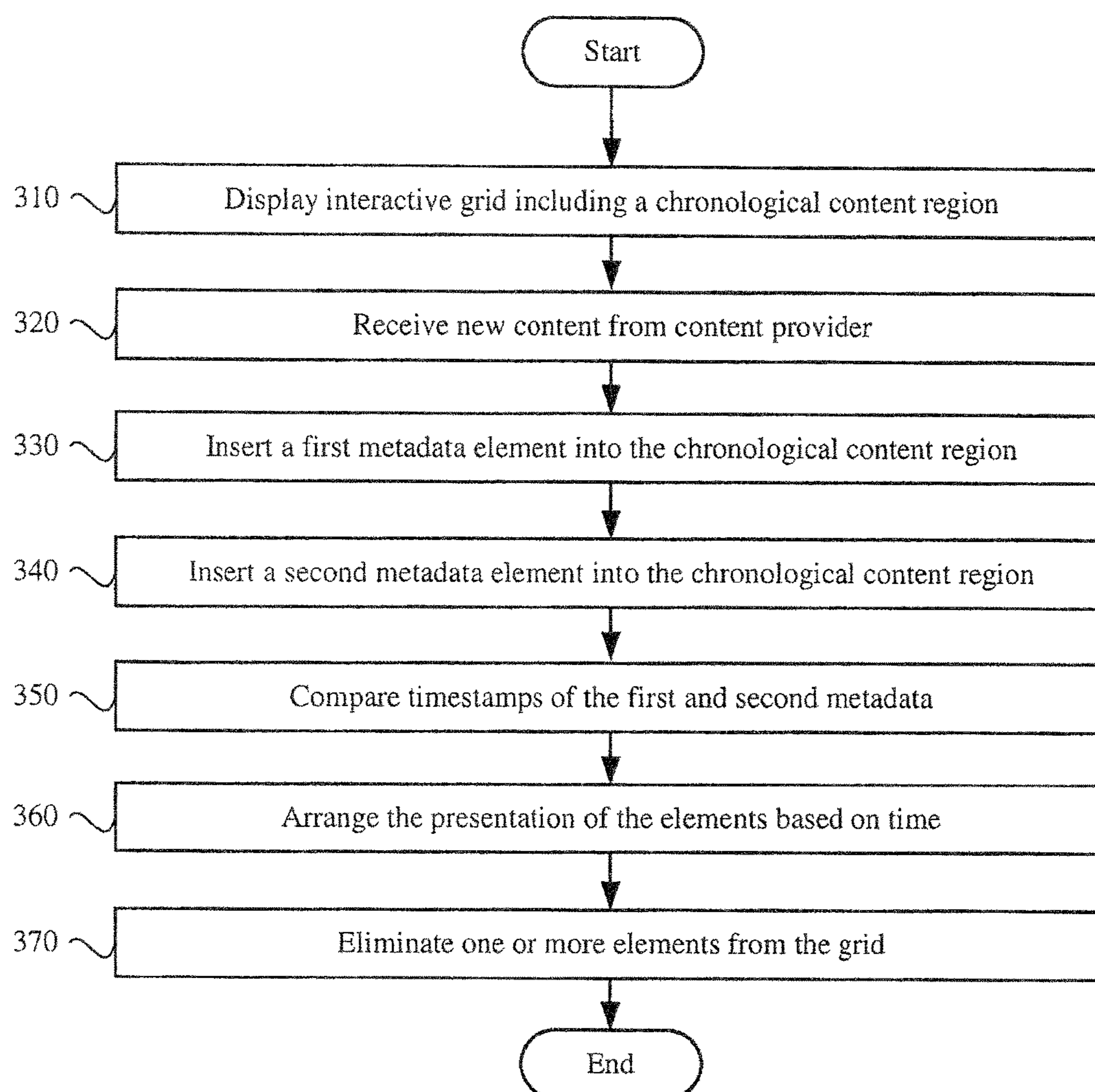


FIG. 2

Fig. 3

Method 300

**SYSTEMS AND METHODS FOR A MEDIA
APPLICATION INCLUDING AN
INTERACTIVE GRID DISPLAY**

PRIORITY CLAIM

The present application is a Continuation Application of U.S. patent application Ser. No. 14/103,554 filed on Dec. 11, 2013, now U.S. Pat. No. 9,342,519. This application also relates to U.S. patent application Ser. No. 14/871,239 filed on Sep. 30, 2015. The entire disclosures of the above applications/patents are being expressly incorporated herein by reference.

BACKGROUND

The term “application software” refers to any computer software that causes a computer to perform functional tasks beyond the running of the computer itself. Application software applies the power of a particular computing platform or system software to a particular purpose. Specific instance of this software are called software applications, applications or simply “apps.” The term app is used in contrast to system software that typically manages and integrates the capabilities of a computing device but does not directly perform tasks that benefit the user. In other words, the system software serves the app, while the app in turn serves the user.

In recent years, the term “mobile app” has been used to primarily refer to applications for mobile computing devices such as smartphones, tablets, etc. Mobile apps are usually available to a consumer through various application distribution platforms, such as “app stores,” that are typically operated by the owner of the mobile operating system for the mobile computing device. While mobile apps were originally offered for general productivity and information retrieval (e.g., email, calendar, contacts, etc.), the functionality of mobile apps has expanded into other categories such as stock market and weather information, GPS and location-based services, banking, order-tracking, and entertainment such as mobile games and media presentation. In the field of media presentation, mobile apps are used to provide an end user with streaming multimedia to the mobile computing device. Streaming multimedia refers to media that is constantly received by and presented to an end-user while being delivered by a content provider.

DESCRIPTION OF THE DRAWINGS

FIG. 1 shows an exemplary system for displaying media application including an interactive grid populated with multiple media elements.

FIG. 2 shows an exemplary graphical user interface (“GUI”) on the device running the software application according to an exemplary embodiment described herein.

FIG. 3 shows an exemplary method displaying media application including an interactive grid and populating the grid with media elements.

DETAILED DESCRIPTION

Described herein are systems and methods for a media application including an interactive grid display. A method may comprise displaying a grid including a central hub and a plurality of spokes connected to the central hub, inserting a first media element on a first spoke of the grid, the first media element including a first timestamp and activating a

first media file, inserting a second media element on the first spoke of the grid, the second media element including a second timestamp and activating a second media file, wherein the second media file is related to the first media file, comparing the first timestamp to the second timestamp, and arranging the presentation of the first and second media elements along the first spoke based on the compared first and second timestamps.

Further described herein is a device comprising a memory storing a plurality of rules, and a processor coupled to the memory and configured to perform actions that include, displaying a grid including a central hub and a plurality of spokes connected to the central hub, inserting a first media element on a first spoke of the grid, the first media element including a first timestamp and activating a first media file, inserting a second media element on the first spoke of the grid, the second media element including a second timestamp and activating a second media file, wherein the second media file is related to the first media file, comparing the first timestamp to the second timestamp, and arranging the presentation of the first and second media elements along the first spoke based on the compared first and second timestamps.

Further described herein is a non-transitory computer readable storage medium with an executable program stored thereon, wherein the program instructs a processor to perform actions that include displaying a grid including a central hub and a plurality of spokes connected to the central hub, inserting a first media element on a first spoke of the grid, the first media element including a first timestamp and activating a first media file, inserting a second media element on the first spoke of the grid, the second media element including a second timestamp and activating a second media file, wherein the second media file is related to the first media file, comparing the first timestamp to the second timestamp, and arranging the presentation of the first and second media elements along the first spoke based on the compared first and second timestamps.

The exemplary embodiments may be further understood with reference to the following description and the appended drawings, wherein like components are referred to with the same reference numerals. The exemplary embodiments show systems and methods for a media application including an interactive grid display. For instance, the interactive grid display allows for users to utilize a moveable layout of branded content within a software application operating on a computing device, such as a tablet computing device. The moveable layout of the exemplary display engages the user to explore and discover numerous pieces of themed-content, such as instant videos, on-demand videos, full-length episodic video content, photographs, news and media feeds, games, puzzles, user polls, etc. While the exemplary embodiments may be implemented by a processor operating software on a tablet computing device, one skilled in the art will understand that the media application having an interactive grid display may be operable on any other type of computing device, such as, but not limited to, a desktop computer, a laptop computer, a mobile phone, a personal digital assistant, etc.

While the exemplary embodiments described herein may relate to a mobile application executing on a tablet device, one skilled in the art will understand that the interactive grid display may be either a stand-alone software package or an integrated software component executing on a computing device.

According to the systems and methods described herein, the exemplary software application may include a GUI

featuring an interactive grid of selectable media elements, such as icons, images, tiles, photographs, text boxes, etc. Based on user input (e.g., via touch screen or mouse pointer), the application may adjust the display of the grid accordingly. For instance, the user may input a swiping gesture to a touch screen of a tablet device running the exemplary software application. The swiping gesture allows the user to shift or pan the selectable media elements, or simply “elements,” within the display. Thus, the user may be provided with omni-directional control of the presentation of the elements within the interactive grid. Furthermore, the user may input a multi-touch gesture to the touch screen, such as pinching gestures to zoom in and out of the display. Additional user inputs may include touch screen taps, long presses, scrolls, flicks, rotations, etc., as well as user input from a peripheral device such as a mouse, a trackball, a camera, a motion sensor, etc.

In addition, the user may alter the orientation of the display relative to the computing device based on a positioning of the device. For instance, the user may rotate the device to transition the display from a landscape mode to a portrait mode. Furthermore, the exemplary software application may adjust the elements/tiles within the interactive grid based on at least any of the interactions listed above. For instance, the transition from portrait display to landscape display may adjust the number of elements to be displayed on the device as well as the size and/or content of the elements. Alternatively, the orientation of the display may be locked into one particular display mode, such as landscape mode, to prevent inadvertent adjustments to the interactive grid display during use. Similarly, the zoom-in and zoom-out features of the software application may adjust the number of elements, the size of the elements, and/or the content of the elements.

Accordingly, the user zooming out or expanding the view of the interactive grid (e.g., using a touch screen gesture) may allow for the software application to display a greater number of elements within the grid. However, with a greater number of elements on display, the content within the elements (e.g., images, text, etc.) may be reduced or eliminated. Conversely, the user zooming in or contracting the view of the interactive grid may allow for the software application to display fewer elements within the grid. With fewer elements on display, content associated with each of the elements (e.g., images, text, etc.) may be added to the image or expanded upon.

As will be described in greater detail below, an arrangement of the elements within one embodiment of the interactive grid may include, for example, a centrally located featured content region, a followed content region and a chronological content region. According to this embodiment, the featured content region may be a hub including an icon, or cluster of icons, displayed to the user upon starting up the software application. The followed content region may surround the featured content region and may display any type of content selected to be followed by the user. The chronological content region may surround the followed content region and may display any non-featured and non-followed content based on chronological order. One skilled in the art will understand that any format may be used for displaying the elements/icons within the featured content region, the followed content region and the chronological content region, such as, but not limited to, a linear grid display, a mosaic display, etc.

The elements of the interactive grid may be displayed over a background image including a hub and spokes design, wherein a plurality of spokes may expand outwardly from

the featured region in various directions to fill out the display on the device. Accordingly, the spokes of the design may serve as a navigational component to the user of the device. For instance, as the user explores the various elements of the interactive grid, the spokes may serve as a navigational reference for the user as to which way is back to central hub of the featured region.

According to one embodiment, the exemplary featured content region may serve as the central hub of the user’s interactive experience representing the newest content on the grid. The exemplary followed content region may provide the user with the content that is most interesting to the user based on user preferences. Furthermore, portions of the chronological content region closest to the featured region may serve as the origin of the newest content that is neither featured nor followed by the user. As newer content is added to the interactive display, older content (e.g., elements, tiles, etc.) may be pushed away from the central hub towards the outer regions of the grid. Therefore, the most current content may be display at or around the central hub, while aging content may shift away from the hub towards a perimeter edge of the interactive grid, and eventually, off the grid.

As will be described in greater detail below, each content element may include a time stamp, wherein outdated content within the chronological content region may gradually transition away from the central featured region (e.g., startup display) based on a comparison to a time stamp on newer content. The display may retain a predetermined number of content elements within the chronological content region before removing the most outdated content based on the time stamp. In addition, the display may retain content on a temporal basis and remove any content having a time date past a predetermined date and/or time.

In addition, featured content region may be categorized by content type and/or content theme in order to display similar content within a centralized region. Alternatively, content related to a specific type (e.g., video clips, games, social media feeds, message posts, advertisements, etc.), may be displayed along a sub-region of the featured content region categorized for that content type. Furthermore, content related to specific theme (e.g., property, actor, character, etc.), may be selectively displayed within the followed content region based on a user selection, a content provider selection, etc.

FIG. 1 shows an exemplary system **100** for operating and displaying a media application including an interactive grid populated with multiple media elements. The exemplary system **100** may include personal media device **110** (e.g., smartphone, tablet computer, etc.) equipped with a display **120**, a processor **130** and a memory **140**, such as a non-transitory computer-readable storage medium. The media device **110** may be a computing device such as, for example, tablet, smart phone, notebook computer, a desktop computer, laptop computer, home entertainment console, etc.

As noted above, the display **120** of the device **110** may be a touch screen display for receiving user input. The exemplary processor **130** may receive user input from the display **120**, as well as through other components of the device **110**. The exemplary memory **140** may store instructions, including instructions related to the above-described software application, executable by the processor **130**. Therefore, a user of the device **110** may interact with the software application stored in the memory **140** of the device **110**. The processor **130** may process these user interactions and adjust the content presented by the display **110** accordingly.

It may be noted that the software application may interact with any number of components featured on the device **110**

5

in addition to the display 120, processor 130 and memory 140. For instance, the device 110 may include a radio transceiver 150 (e.g., a wi-fi antenna, a cellular antenna, etc.). Using the radio transceiver 150, the software applica- 5 tion may communicate with a network to receive updated data (e.g., software updates, content updates, etc.). The device 110 may also include further peripheral components, such as motion sensors, accelerometers, cameras, micro- phones, speakers, etc. The software application may provide the processor 130 with instructions to interact with any 10 number of these peripheral components.

FIG. 2 shows an exemplary GUI 200 on the device 110 running the software application according to an exemplary embodiment described herein. As noted above, the software application on the device 110 may present an interactive grid 210 to the user via the display 120. The interactive grid 210 may feature numerous moveable media elements 220 (e.g., 15 tiles, images, etc.) to promote user exploration and discovery of branded content through the software operating on the device 110. In other words, by receiving user input (e.g., touch screen interactions, point and click input, etc.), the user may control the operation and display of various media content via the GUI 200 on the device 120.

The elements 220 of the interactive grid 210 may include a formatted structure to organize the content. For instance, the grid 210 may include a featured content region 230, a followed content region 240 and a chronological content region 250. The featured content region 230 may serve as a centralized hub of the grid 210 for displaying any selectively featured content. In addition, the followed content region 240 may allow for elements 220 to be categorized with other 20 similar elements 220. According to one embodiment of the systems and methods, the categorization of the elements 220 may be implicitly (e.g., based on previous user consumption) or explicitly chosen. In addition, elements 220 related to particular property or actor may be placed within the followed content region 240. The chronological content region 250 may surround the featured content region 230 and may display media elements 220 chronologically. Specifically, the portion of the chronological content region 250 25 closest to the featured content region may include the most current content available to the software application.

As noted above, the software application may allow for the user to select specific content or content theme to follow as a user favorite. For instance, the user may select one or more individual pieces of content as a user favorite. In addition, the user may select all content related to a specific theme (e.g., property, actor, character, etc.) as being user favorite content. The user favorite option may allow for the user to easily track or follow all of the content that is most interesting to that user. Furthermore, the display of the grid 210 may be adjusted based on the user-selected favorites. For instance, all content related to a favorite content theme may be displayed in the followed content region 240 devoted to user favorites, such as in the form of highlighted or starred elements 220 displayed in the featured content region 230 of the grid 210. Accordingly, depending on the number of followed content, the size of the followed content region 240 may dynamically adjust. For example, a user following only one actor may have a followed content region 240 smaller than the followed content region 240 for a user following two actors, a property and a character. The content of all of the followed themes may be mixed within the adjustable followed content region 240.

As noted above, the newer content may be added to the grid 210 (e.g., the featured content region 230), while older content is pushed away from the center (e.g., within the

6

chronological content region 250). It should be noted that the feature content region 230 may be exclusive to the content designated as featured (e.g., by the provider) and the followed content region 240 may be exclusive to the content 5 designated as favorite/followed (e.g., by the user). Accordingly, any new content that is not featured or favorite content may be added to the portion of the chronological content region 250 that is closest to the followed content region 240 surrounding the featured content region 230.

The media elements 220 may be sized according to the type of media element, such as, but not limited to featured content, regular content, advertisements, “star” or followed content, media access content, etc. In addition, the size of the media elements 220 may vary based on various media types 15 (e.g., video, picture, tweet, poll, etc.). While certain elements 220 of the grid 210 may be static photographs or text boxes, additional elements 220 may be selectable icons to initiate a further user experience, such as an audio and/or video playback over the display 120 of the device 110. In addition, certain content (e.g., full-length episodes of content) may be available to the user via a subscriber authentication process. Examples of the media content accessible by the software application may include instant videos, on-demand videos, full-length episodic video content, behind-the-scenes clips, photographs, news and media feeds, games, puzzles, user polls, advertisements, etc. 20

According to one embodiment, the interactive elements may lead the user off the grid display and outside of the software application, such as a website or application marketplace. Alternatively, each of the interactive experiences provided to the user may be confined to the exemplary software application. According to this embodiment, the user may not be able to open web content in a browser. Instead, the web content may be loaded in a web view so the user does not leave the application. 25

Further interactive experiences available through the exemplary software application may include hyperlinks to web-based content. For instance, the application may feature one or more hyperlinks directing a browser of the device 110 to various homepages of a content provider. In addition, one embodiment of the application may feature hyperlinks to other web-based interactions, such as loading media players, visiting social media websites, viewing an application market, recommending or downloading other software applica- 30 tions, etc.

Additional interactive experiences available through the exemplary grid 210 may include a media access button in the form of a “Do Not Touch” button 260. The Do Not Touch button 260 may be a soft button randomly placed in one or more locations throughout the grid 210. By depressing the Do Not Touch button 260, the user may trigger an array of disruptive audio and/or video playbacks for comedic effect. For instance, the Do Not Touch playback may feature a sequenced animation (e.g., PNG animation). In addition, the content display in response to the Do Not Touch button 260 may be interactive to the user. Each Do Not Touch button 260 within the grid 210 may trigger any number of different comedic elements that may cycle at random. Thus, the Do Not Touch button 260 may provide the user with a playful interactive experience of humor and surprises. 35

According to one embodiment, the background spokes may be visible to the user via the display 120 to provide the user with a sense of direction while navigating about the interactive grid 210 of elements 220. According to an alternative embodiment, the background spokes may be invisible to the user. Furthermore, the visibility of the background spokes may be a selectable option for the user. 40

The software application may also feature an “autopilot” mode, or demonstration mode, wherein the interactive grid **210** may automatically move (e.g., pan, scroll, zoom in/zoom out, etc.) without any user interaction. For instance, the software application may enter autopilot following a predetermined period of time without any user interaction (e.g., a timeout period). The autopilot mode may also serve as a demonstration of the capabilities of the software application. For instance, the autopilot mode may pan to a specific element **220** within the grid **210**, zoom into the element **220**, and select the element **220** as if the user had interacted with the element **220**. During this demonstration, the content (audio and/or video) associated with this specific element **220** may initiate playback. Furthermore, the autopilot mode may be interrupted at any time through user interaction. For instance, if the user touches the display **120** of the device **110** during the autopilot demonstration, the software program may return to displaying the interactive grid **210** to the user.

New content may be added to the grid **210** of the software application via updates on a periodic basis (e.g., weekly, daily, etc.). As noted above, the device **110** operating the software application may include a radio transceiver **150** (or other network interface) to receive content and software updates. Specifically, newer elements **220** may be added or updated via the software updates. Similar to the elements **220**, the audio/video content triggered by the Do Not Touch button **260** may also be updated on such periodic basis.

FIG. 3 shows an exemplary method **300** displaying media application including an interactive grid and populating the grid with media elements. The steps performed by the method **300** will be described in reference to the exemplary system **100** and GUI **200** and their respective elements as described above with reference to FIGS. 1 and 2. For instance, the media application may include a set of instructions executable by the processor **130** of the personal media device **110**.

As described above, the interactive grid **210** may include a featured content region **230**, a followed content region **240**, a chronological content region **250**, as well as any number of media elements **220** delivered to the software application by a content provider. The media elements **220** may include information content, entertainment content, educational content, advertising and promotional content, commerce content, etc. Examples of the content may include audio and/or video clips, full-length programming episodes, commercials, games, social media and/or news feeds, learning aids and tools, advertisements, etc.

One skilled in the art will understand that the exemplary method **300** describes one of any number of methods for populating the interactive grid of the media elements. While method **300** describes a time-based comparison for the placement of media elements within the grid, alternative placement methods may be implemented by the exemplary software application. For instance, the placement of the media elements within the regions of the grid **210** may be dependent on content provider preferences (e.g., featured media, promotional media, etc.), user preference (e.g., favorites, followed actor/property, etc.), randomized placement, etc. Thus, the population of the media elements within the interactive grid is not limited to the method **300** described in FIG. 3.

In step **310**, the method **300** may display an interactive grid **210** including a chronological content region **250** surrounding a followed content region **240** and a feature content region **230**. As noted above, the feature content region **230** may be a centralized single media element or a

grouping of media elements presented to the user upon starting up the software application. The feature content region **230** may include default content, featured content, promotional/advertisement content, a logo of the content provider, etc.

In step **320**, the method **300** may receive new content from the content provider. As noted above, the software application may execute on a user device **110** (e.g., a tablet computer) that includes a radio transceiver **150**. For instance, the software application may interface for the network via the transceiver **150** to query the content provider on the availability of newer content. Accordingly, the software application may periodically connect to a network, such as on a daily basis or a per-use basis, to receive and download the latest content available to the interactive grid **210**.

In step **330**, the method **300** may insert a first media element **220** onto the chronological content region **250** of the grid **210**. According to an exemplary embodiment, the first media element **220** may include a corresponding timestamp indicating a date and time of the content. Furthermore, as detailed above, certain media elements may provide the user with an interactive audio-video experience. For instance, certain media elements may be used to activate a media file stored on the device **110**, or alternatively, stored remotely over the network. In other words, the user may interact with the file element (e.g., press on the element via a touch screen of the device **110**) to activate associated media files, such as video clips, games, web-links, advertisements, etc. While certain media elements may be associated with store media files, other elements may simply be text boxes or photographs displayed over the grid **210**.

In step **340**, the method **300** may insert a second media element **220** onto the chronological content region **250** of the grid **210**, the second media element **220** including a second timestamp. Similar to the first media element **220**, the second media element **220** may be used to activate a second media file. Furthermore, the second media element **220** may be related to the first media element **220**. For instance, the relationship between the first and second media elements **220** may be based on one of a common actor, a common character, a common property, a common theme, etc.

In step **350**, the method **300** may compare the first timestamp of the first media element **220** to the second timestamp of the second media element **220**. As noted above, the format of the grid **210** may be time-based, wherein the latest content is inserted at or close to the central hub of the featured content region **230**, while the older content is pushed away from the hub towards a perimeter of the grid **210**. Accordingly, in step **360**, the method **300** may arrange the presentation of the first and second media elements **220** within the chronological content region **250** based on the compared first and second timestamps.

In step **370**, the method **300** may eliminate one or more media elements from the interactive grid **210**. Content may be eliminated from the grid **210** based on any number of reasons. For instance, content may be eliminated from the grid **210** based on the timestamp of the media element **220**. According to this example, a predetermined expiration date may be set for each media element **220**, and the media element **220** may be removed at this date. Additionally or alternatively, content may be eliminated from the grid **210** based on a capacity for elements displayable on the grid **210**. According to this example, a predetermined number of elements may be set for the grid **210** and/or for the chronological content region **250**, and the oldest media element **220**

may be removed from the grid **210** upon exceeding the predetermined number of elements for the grid **210** or the chronological content region **250**.

According to the exemplary systems and methods described herein, the software application may serve as a creative sandbox for delivering branded content to the user on a reoccurring basis. The software application may allow for new material to be introduced to a user base in a fun and interactive manner. For instance, the content may include spin-off content from existing programming. The content may also serve as a companion component to additional content delivered through different mediums (e.g., television programming). For instance, the content from the software application may provide the user with more detailed information about a property currently airing on television, thereby providing the user with a more in-depth viewing experience.

Those of skill in the art will understand that the above-described exemplary embodiments may be implemented in any number of matters, including as a software application, as a software program, etc. For example, the exemplary method **300** may be embodied in a program stored in a non-transitory storage medium and containing lines of code that, when compiled, may be executed by a processor (e.g., processor **130** of computing device **110**). Furthermore, one skilled in the art will understand that the exemplary software application may be coded in any computer readable language, such as, for example, a markup language (e.g., HTML5, etc.).

It will be apparent to those skilled in the art that various modifications may be made in the present invention, without departing from the spirit or scope of the invention. Thus, it is intended that the present invention cover the modifications and variations of this invention provided they come within the scope of the appended claims and their equivalents.

What is claimed is:

1. A method performed by a computer processor for formatting data for display on a user device, comprising:
 receiving content data from a content provider;
 identifying featured content media elements within the content data as designated by a provider of the presentation;
 arranging the featured content media elements in a featured content region in the presentation;
 identifying followed content media elements within the content data as designated by a user associated with the user device;
 arranging the followed content media elements in a followed content region surrounding the featured content region in the presentation;
 identifying chronological content media elements within the content data; and
 arranging the chronological content media elements in a chronological content region surrounding the followed content region in the presentation,
 wherein the followed content media elements are arranged as a plurality of spokes connected to the featured content region, and
 wherein the spokes comprise a first spoke and a second spoke, wherein the followed content media elements comprise first followed content media elements having a first common theme and second followed content media elements having a second theme, and wherein the first followed content media elements are arranged on the first spoke and the second followed content media elements are arranged on the second spoke.

2. The method of claim **1**, wherein the featured content media elements are identified by the content provider.

3. The method of claim **1**, wherein the followed content media elements are identified based on user preferences.

4. The method of claim **3**, further comprising:
 adjusting a size of the followed content region based on a number of user-selected favorited content media elements included in the user preferences.

5. The method of claim **1**, wherein the chronological content media elements are excluded from the featured content media elements and the followed content media elements.

6. The method of claim **1**, wherein each of the first and second followed content media elements has a timestamp, and wherein the first and second followed content media elements are arranged on the first and second spokes, respectively, in chronological order based on the timestamps.

7. The method of claim **1**, wherein the chronological content media elements are arranged in a mosaic.

8. The method of claim **7**, wherein each of the chronological content media elements has a timestamp, and wherein the chronological content media elements are arranged in the chronological content media region so that chronological content media elements having older time stamps are positioned further from the followed content region than chronological content media elements having newer timestamps.

9. The method of claim **1**, wherein the featured, followed, and chronological content media elements activate a respective media file.

10. The method of claim **1**, wherein the content data is received on a periodic basis.

11. A non-transitory computer readable storage medium with an executable program stored thereon, wherein the program instructs a processor to perform actions for formatting data for display on a user device that include:

receiving content data from a content provider;
 identifying featured content media elements within the content data as designated by a provider of the presentation;
 arranging the featured content media elements in a featured content region in the presentation; identifying followed content media elements within the content data as designated by a user associated with the user device;
 arranging the followed content media elements in a followed content region surrounding the featured content region in the presentation;
 identifying chronological content media elements within the content data; and
 arranging the chronological content media elements in a chronological content region surrounding the followed content region in the presentation,
 wherein the followed content media elements are arranged as a plurality of spokes connected to the featured content region, and
 wherein the spokes comprise a first spoke and a second spoke, wherein the followed content media elements comprise first followed content media elements having a first common theme and second followed content media elements having a second theme, and wherein the first followed content media elements are arranged on the first spoke and the second followed content media elements are arranged on the second spoke.

11

12. The computer readable storage medium of claim **11**, wherein the featured content media elements are identified by the content provider.

13. The computer readable storage medium of claim **11**, wherein the followed content media elements are identified based on user preferences.

14. The computer readable storage medium of claim **11**, wherein the chronological content media elements are excluded from the featured content media elements and the followed content media elements.

15. A device, comprising:

a memory storing a plurality of rules; and

a processor coupled to the memory that formats data for display on a display device, the processor;

receiving content data from a content provider;

identifying featured content media elements within the content data as designated by a provider of the presentation;

arranging the featured content media elements in a featured content region in the presentation; identifying followed content media elements within the content data as designated by a user associated with the user device;

arranging the followed content media elements in a followed content region surrounding the featured content region in the presentation;

12

identifying chronological content media elements within the content data; and

arranging the chronological content media elements in a chronological content region surrounding the followed content region in the presentation,

wherein the followed content media elements are arranged as a plurality of spokes connected to the featured content region, and

wherein the spokes comprise a first spoke and a second spoke, wherein the followed content media elements comprise first followed content media elements having a first common theme and second followed content media elements having a second theme, and wherein the first followed content media elements are arranged on the first spoke and the second followed content media elements are arranged on the second spoke.

16. The device of claim **15**, wherein the featured content media elements are identified by the content provider.

17. The device of claim **15**, wherein the followed content media elements are identified based on user preferences.

18. The device of claim **15**, wherein the chronological content media elements are excluded from the featured content media elements and the followed content media elements.

* * * * *