

US010307683B2

(12) **United States Patent**
Weston

(10) **Patent No.:** **US 10,307,683 B2**
(45) **Date of Patent:** ***Jun. 4, 2019**

(54) **TOY INCORPORATING RFID TAG**

(56) **References Cited**

(71) Applicant: **MQ Gaming, LLC**, Irvine, CA (US)

U.S. PATENT DOCUMENTS

(72) Inventor: **Denise Chapman Weston**, Wakefield, RI (US)

973,105 A 10/1910 Chamberlain, Jr.
1,661,058 A 2/1928 Theremin

(Continued)

(73) Assignee: **MQ Gaming, LLC**, Irvine, CA (US)

FOREIGN PATENT DOCUMENTS

(*) Notice: Subject to any disclaimer, the term of this patent is extended or adjusted under 35 U.S.C. 154(b) by 0 days.

CN 1032246 4/1989
CN 2113224 U 2/1992

(Continued)

This patent is subject to a terminal disclaimer.

OTHER PUBLICATIONS

(21) Appl. No.: **15/907,734**

Tag-it™ Inlays by Texas Instruments, Product Bulletin, Copyright 2000 Texas Instruments Incorporated, Data sheet May 2000, 2 Pages.*

(22) Filed: **Feb. 28, 2018**

(Continued)

(65) **Prior Publication Data**

US 2018/0318723 A1 Nov. 8, 2018

Primary Examiner — Jay Trent Liddle

Assistant Examiner — Alex F. R. P. Rada, II

(74) *Attorney, Agent, or Firm* — Knobbe, Martens, Olson & Bear, LLP

Related U.S. Application Data

(63) Continuation of application No. 15/255,678, filed on Sep. 2, 2016, now Pat. No. 9,931,578, which is a (Continued)

(57) **ABSTRACT**

A playmate toy or similar children's toy is provided having associated wireless, batteryless ID tag that can be read from and/or written to using a radio-frequency communication protocol. The tag is mounted internally within a cavity of the toy and thereby provides wireless communication of stored information without requiring removal and reinsertion of the tag. In this manner, a stuffed animal or other toy can be quickly and easily identified non-invasively, without damaging the toy. Additional information (e.g., unique personality traits, special powers, skill levels, etc.) can also be stored on the ID tag, thus providing further personality enhancement, input/output programming, simulated intelligence and/or interactive gaming possibilities.

(51) **Int. Cl.**

A63H 3/00 (2006.01)

A63H 3/36 (2006.01)

(Continued)

(52) **U.S. Cl.**


CPC *A63H 3/36* (2013.01); *A63H 3/00* (2013.01); *A63H 3/02* (2013.01); *A63H 3/48* (2013.01);

(Continued)

(58) **Field of Classification Search**

CPC A63F 2009/2489; G06K 7/086
See application file for complete search history.

20 Claims, 20 Drawing Sheets



Related U.S. Application Data

continuation of application No. 15/076,388, filed on Mar. 21, 2016, now Pat. No. 9,480,929, which is a continuation of application No. 14/621,711, filed on Feb. 13, 2015, now Pat. No. 9,320,976, which is a continuation of application No. 14/226,127, filed on Mar. 26, 2014, now Pat. No. 8,961,260, which is a continuation of application No. 12/355,489, filed on Jan. 16, 2009, now Pat. No. 8,753,165, which is a continuation of application No. 11/241,812, filed on Sep. 30, 2005, now Pat. No. 7,488,231, which is a continuation of application No. 10/045,582, filed on Oct. 22, 2001, now Pat. No. 7,066,781.

(60) Provisional application No. 60/241,893, filed on Oct. 20, 2000.

(51) **Int. Cl.**

A63H 3/02 (2006.01)
A63H 3/48 (2006.01)
A63H 33/26 (2006.01)
A63J 21/00 (2006.01)

(52) **U.S. Cl.**

CPC *A63H 33/26* (2013.01); *A63J 21/00* (2013.01); *A63H 2200/00* (2013.01)

(56) **References Cited**

U.S. PATENT DOCUMENTS

1,789,680 A 1/1931 Gwinnett
 2,001,366 A 5/1935 Mittelman
 2,752,725 A 7/1956 Unsworth
 2,902,023 A 9/1959 Waller
 3,135,512 A 6/1964 Taylor
 3,336,030 A 8/1967 Martell et al.
 3,395,920 A 8/1968 Moe
 3,454,920 A 7/1969 Mehr
 3,456,134 A 7/1969 Ko
 3,468,533 A 9/1969 House, Jr.
 3,474,241 A 10/1969 Kuipers
 D220,268 S 3/1971 Kliewer
 3,572,712 A 3/1971 Vick
 3,633,904 A 1/1972 Kojima
 3,660,648 A 5/1972 Kuipers
 3,660,926 A 5/1972 Lerner et al.
 3,707,055 A 12/1972 Pearce
 3,795,805 A 3/1974 Swanberg et al.
 3,843,127 A 10/1974 Lack
 3,949,364 A 4/1976 Clark et al.
 3,949,679 A 4/1976 Barber
 3,973,257 A 8/1976 Rowe
 3,978,481 A 8/1976 Angwin et al.
 3,997,156 A 12/1976 Barlow et al.
 4,009,619 A 3/1977 Snyman
 4,038,876 A 8/1977 Morris
 4,055,341 A 10/1977 Martinez
 4,063,111 A 12/1977 Dobler et al.
 4,153,250 A 5/1979 Anthony
 4,166,406 A 9/1979 Maughmer
 4,171,737 A 10/1979 McLaughlin
 4,175,665 A 11/1979 Dogliotti
 4,205,785 A 6/1980 Stanley
 4,231,077 A 10/1980 Joyce et al.
 4,240,638 A 12/1980 Morrison et al.
 4,282,681 A 8/1981 McCaslin
 4,287,765 A 9/1981 Kreft
 4,296,929 A 10/1981 Meyer et al.
 4,303,978 A 12/1981 Shaw
 4,318,245 A 3/1982 Stowell et al.
 4,321,678 A 3/1982 Krogmann
 4,325,199 A 4/1982 McEdwards
 4,337,948 A 7/1982 Breslow

4,342,985 A 8/1982 Desjardins
 4,402,250 A 9/1983 Baasch
 4,412,205 A 10/1983 Von Kemenczky
 4,425,488 A 1/1984 Moskin
 4,443,866 A 4/1984 Burgiss
 4,450,325 A 5/1984 Luque
 4,503,299 A 3/1985 Henrard
 4,514,600 A 4/1985 Lentz
 4,514,798 A 4/1985 Lesche
 4,540,176 A 9/1985 Baer
 4,546,551 A 10/1985 Franks
 4,558,604 A 12/1985 Auer
 4,561,299 A 12/1985 Orlando
 4,575,621 A 3/1986 Dreifus
 4,578,674 A 3/1986 Baker et al.
 4,595,369 A 6/1986 Downs
 4,623,887 A 11/1986 Welles
 4,623,930 A 11/1986 Oshima
 4,627,620 A 12/1986 Yang
 4,645,458 A 2/1987 Williams
 4,672,374 A 6/1987 Desjardins
 4,678,450 A 7/1987 Scolari et al.
 4,695,058 A 9/1987 Carter, III et al.
 4,695,953 A 9/1987 Blair et al.
 4,699,379 A 10/1987 Chateau et al.
 4,700,501 A 10/1987 Bryan
 4,729,751 A 3/1988 Schiavo et al.
 4,739,128 A 4/1988 Grisham
 4,750,733 A 6/1988 Foth
 4,761,540 A 8/1988 McGeorge
 4,776,253 A 10/1988 Downes
 4,787,051 A 11/1988 Olson
 4,807,031 A 2/1989 Broughton et al.
 4,816,810 A 3/1989 Moore
 4,817,950 A 4/1989 Goo
 4,819,182 A 4/1989 King et al.
 4,837,568 A 6/1989 Snaper et al.
 4,839,838 A 6/1989 LaBiche et al.
 4,843,568 A 6/1989 Krueger et al.
 4,849,655 A 7/1989 Bennett
 4,851,685 A 7/1989 Dubgen
 4,858,390 A 8/1989 Kenig
 4,858,930 A 8/1989 Sato
 4,862,165 A 8/1989 Gart
 4,882,717 A 11/1989 Hayakawa et al.
 4,891,032 A 1/1990 Davis
 4,904,222 A 2/1990 Gastgeb et al.
 4,910,677 A 3/1990 Remedio et al.
 4,914,598 A 4/1990 Krogmann
 4,918,293 A 4/1990 McGeorge
 4,924,358 A 5/1990 VonHeck
 4,932,917 A 6/1990 Klitsner
 4,957,291 A 9/1990 Miffitt
 4,960,275 A 10/1990 Magon
 4,961,369 A 10/1990 McGill
 4,964,837 A 10/1990 Collier
 4,967,321 A 10/1990 Cimock
 4,969,647 A 11/1990 Mical et al.
 4,980,519 A 12/1990 Mathews
 4,988,981 A 1/1991 Zimmerman et al.
 4,994,795 A 2/1991 MacKenzie
 5,011,161 A 4/1991 Galphin
 5,036,442 A 7/1991 Brown
 RE33,662 E 8/1991 Blair et al.
 5,045,843 A 9/1991 Hansen
 5,048,831 A 9/1991 Sides
 D320,624 S 10/1991 Taylor
 5,058,480 A 10/1991 Suzuki et al.
 5,059,958 A 10/1991 Jacobs et al.
 5,062,696 A 11/1991 Oshima
 5,068,645 A 11/1991 Drumm
 D322,242 S 12/1991 Cordell
 5,076,584 A 12/1991 Openiano
 D325,225 S 4/1992 Adhida
 5,114,155 A 5/1992 Tillery et al.
 5,114,344 A 5/1992 Fumagalli et al.
 5,124,938 A 6/1992 Algrain
 5,127,657 A 7/1992 Ikezawa et al.
 5,128,671 A 7/1992 Thomas, Jr.

(56)

References Cited

U.S. PATENT DOCUMENTS

D328,463 S	8/1992	King et al.	5,405,294 A	4/1995	Briggs
5,136,222 A	8/1992	Yamamoto	5,411,269 A	5/1995	Thomas
5,138,154 A	8/1992	Hotelling	5,414,337 A	5/1995	Schuler
5,145,446 A	9/1992	Kuo	5,416,535 A	5/1995	Sato et al.
D331,058 S	11/1992	Morales	5,421,575 A	6/1995	Triner
5,166,502 A	11/1992	Rendleman	5,421,590 A	6/1995	Robbins
5,170,002 A	12/1992	Suzuki et al.	5,422,956 A	6/1995	Wheaton
5,175,481 A	12/1992	Kanno	5,429,361 A	7/1995	Raven et al.
5,177,311 A	1/1993	Suzuki et al.	5,430,435 A	7/1995	Hoch
5,178,477 A	1/1993	Gambaro	5,432,864 A	7/1995	Lu et al.
5,181,181 A	1/1993	Glynn	5,435,561 A	7/1995	Conley
5,184,830 A	2/1993	Okada et al.	5,435,569 A	7/1995	Zilliox
5,188,368 A	2/1993	Ryan	D360,903 S	8/1995	Barr et al.
5,190,285 A	3/1993	Levy et al.	5,439,199 A	8/1995	Briggs et al.
5,192,082 A	3/1993	Inoue et al.	5,440,326 A	8/1995	Quinn
5,192,823 A	3/1993	Suzuki et al.	5,443,261 A	8/1995	Lee et al.
5,194,006 A	3/1993	Zaenglein, Jr.	5,452,893 A	9/1995	Faulk et al.
5,194,048 A	3/1993	Briggs	5,453,053 A	9/1995	Danta et al.
5,202,844 A	4/1993	Kamio	5,453,758 A	9/1995	Sato
5,203,563 A	4/1993	Loper, III	D362,870 S	10/1995	Oikawa
5,207,426 A	5/1993	Inoue et al.	5,459,489 A	10/1995	Redford
5,212,368 A	5/1993	Hara	5,466,181 A *	11/1995	Bennett A63H 3/006 446/297
5,213,327 A	5/1993	Kitae	5,469,194 A	11/1995	Clark et al.
5,220,260 A	6/1993	Schuler	5,481,957 A	1/1996	Paley
5,223,698 A	6/1993	Kapur	5,482,510 A	1/1996	Ishii et al.
5,231,568 A	7/1993	Cohen et al.	5,484,355 A	1/1996	King
D338,242 S	8/1993	Cordell	5,485,171 A	1/1996	Copper et al.
5,232,223 A	8/1993	Dornbusch	5,488,362 A	1/1996	Ullman et al.
5,236,200 A	8/1993	McGregor et al.	5,490,058 A	2/1996	Yamasaki
5,247,651 A	9/1993	Clarisse	5,498,002 A	3/1996	Gechter
D340,042 S	10/1993	Copper et al.	5,502,806 A	3/1996	Mahoney et al.
5,259,626 A	11/1993	Ho	5,506,605 A	4/1996	Paley
5,262,777 A	11/1993	Low et al.	5,509,806 A	4/1996	Ellsworth
D342,256 S	12/1993	Payne et al.	5,512,892 A	4/1996	Corballis et al.
5,277,645 A	1/1994	Kelley et al.	5,516,105 A	5/1996	Eisenbrey et al.
5,279,513 A	1/1994	Connelly	5,517,183 A	5/1996	Bozeman
5,280,744 A	1/1994	DeCarlo	5,520,806 A	5/1996	Menke
D345,164 S	3/1994	Grae	5,523,800 A	6/1996	Dudek
5,290,964 A	3/1994	Hiyoshi et al.	5,524,637 A	6/1996	Erickson
5,292,124 A	3/1994	Carpenter	5,526,022 A	6/1996	Donahue et al.
5,292,254 A	3/1994	Miller et al.	5,528,222 A	6/1996	Moskowitz
5,296,871 A	3/1994	Paley	5,528,265 A	6/1996	Harrison
5,299,967 A	4/1994	Gilbert	5,531,443 A	7/1996	Cruz
5,307,325 A	4/1994	Scheiber	5,533,933 A	7/1996	Garnjost et al.
5,310,192 A	5/1994	Miyake	5,541,358 A	7/1996	Wheaton et al.
5,317,394 A	5/1994	Hale	5,541,860 A	7/1996	Takei et al.
5,319,548 A	6/1994	Germain	5,542,672 A	8/1996	Meredith
5,320,358 A	6/1994	Jones	5,543,672 A	8/1996	Nishitani et al.
5,320,362 A	6/1994	Bear et al.	5,550,721 A	8/1996	Rapisarda
5,325,719 A	7/1994	Petri et al.	5,551,701 A	9/1996	Bouton et al.
5,329,276 A	7/1994	Hirabayashi	5,554,033 A	9/1996	Bizzi et al.
5,332,322 A	7/1994	Gambaro	5,554,980 A	9/1996	Hashimoto et al.
5,339,095 A	8/1994	Redford	5,561,543 A	10/1996	Ogawa
D350,736 S	9/1994	Takahashi et al.	5,563,628 A	10/1996	Stroop
D350,782 S	9/1994	Barr	5,569,085 A	10/1996	Igarashi et al.
D351,430 S	10/1994	Barr	D375,326 S	11/1996	Yokoi et al.
5,354,057 A	10/1994	Pruitt et al.	5,572,221 A	11/1996	Marlevi et al.
5,356,343 A	10/1994	Lovetere	5,573,011 A	11/1996	Felsing
5,357,267 A	10/1994	Inoue	5,574,479 A	11/1996	Odell
5,359,321 A	10/1994	Ribic	5,576,727 A	11/1996	Rosenberg et al.
5,359,348 A	10/1994	Pilcher et al.	5,579,025 A	11/1996	Itoh
5,362,271 A	11/1994	Butt	D376,826 S	12/1996	Ashida
5,363,120 A	11/1994	Drumm	5,580,319 A	12/1996	Hamilton
5,365,214 A	11/1994	Angott et al.	5,581,484 A	12/1996	Prince
5,366,229 A	11/1994	Suzuki	5,585,584 A	12/1996	Usa
5,369,580 A	11/1994	Monji	5,586,767 A	12/1996	Bohland
5,369,889 A	12/1994	Callaghan	5,587,558 A	12/1996	Matsushima
5,372,365 A	12/1994	McTeigue et al.	5,587,740 A	12/1996	Brennan
5,373,857 A	12/1994	Travers et al.	5,594,465 A	1/1997	Poulachon
5,378,197 A	1/1995	Briggs	5,598,187 A	1/1997	Ide et al.
5,382,026 A	1/1995	Harvard et al.	5,598,197 A	1/1997	Zaba
5,393,074 A	2/1995	Bear et al.	5,602,569 A	2/1997	Kato
5,396,227 A	3/1995	Carroll et al.	5,603,658 A	2/1997	Cohen
5,396,265 A	3/1995	Ulrich et al.	5,605,505 A	2/1997	Han
5,403,238 A	4/1995	Baxter et al.	5,606,343 A	2/1997	Tsuboyama
			5,611,731 A	3/1997	Bouton et al.
			5,613,913 A	3/1997	Ikematsu et al.
			5,615,132 A	3/1997	Horton

(56)

References Cited

U.S. PATENT DOCUMENTS

5,621,459 A	4/1997	Ueda	5,772,508 A	6/1998	Sugita et al.
5,623,581 A	4/1997	Attenberg	D396,468 S	7/1998	Schindler et al.
5,624,117 A	4/1997	Ohkubo et al.	5,775,998 A	7/1998	Ikematsu et al.
5,627,565 A	5/1997	Morishita et al.	5,779,240 A	7/1998	Santella
5,629,981 A	5/1997	Nerlikar	5,785,317 A	7/1998	Sasaki
5,632,878 A	5/1997	Kitano	5,785,592 A	7/1998	Jacobsen
D379,832 S	6/1997	Ashida	5,785,952 A	7/1998	Taylor et al.
5,636,994 A	6/1997	Tong	5,786,626 A	7/1998	Brady et al.
5,640,152 A	6/1997	Copper	D397,162 S	8/1998	Yokoi et al.
5,641,288 A	6/1997	Zzenglein, Jr.	D397,371 S	8/1998	Bagley
5,642,931 A	7/1997	Gappelberg	D397,372 S	8/1998	Riggs
5,643,087 A	7/1997	Marcus et al.	5,791,648 A	8/1998	Hohl
5,645,077 A	7/1997	Foxlin	5,794,081 A	8/1998	Itoh
5,645,277 A	7/1997	Cheng	5,796,354 A	8/1998	Cartabiano et al.
5,647,796 A	7/1997	Cohen	D397,729 S	9/1998	Schulz et al.
5,649,867 A	7/1997	Briggs	5,803,740 A	9/1998	Gesink et al.
5,651,049 A	7/1997	Easterling et al.	5,803,840 A	9/1998	Young
5,655,053 A	8/1997	Renie	5,806,849 A	9/1998	Rutkowski
5,662,332 A	9/1997	Garfield	5,807,284 A	9/1998	Foxlin
5,662,525 A	9/1997	Briggs	5,810,666 A	9/1998	Mero et al.
5,666,138 A	9/1997	Culver	5,811,896 A	9/1998	Grad
5,667,217 A	9/1997	Kelly et al.	5,819,206 A	10/1998	Horton et al.
5,667,220 A	9/1997	Cheng	5,820,462 A	10/1998	Yokoi et al.
5,670,845 A	9/1997	Grant	5,820,471 A	10/1998	Briggs
5,670,988 A	9/1997	Tickle	5,820,472 A	10/1998	Briggs
5,672,090 A	9/1997	Liu	5,821,859 A	10/1998	Schrott et al.
5,674,128 A	10/1997	Holch et al.	5,822,713 A	10/1998	Profeta
5,676,450 A	10/1997	Sink et al.	5,825,298 A	10/1998	Walter
5,676,540 A	10/1997	Williams et al.	5,825,350 A	10/1998	Case, Jr. et al.
5,676,673 A	10/1997	Ferre et al.	D400,885 S	11/1998	Goto
5,679,004 A	10/1997	McGowan et al.	5,830,065 A	11/1998	Sitrick
5,682,181 A	10/1997	Nguyen et al.	5,831,553 A	11/1998	Lenssen et al.
5,685,776 A	11/1997	Stambolic et al.	5,833,549 A	11/1998	Zur et al.
5,685,778 A	11/1997	Sheldon et al.	5,835,077 A	11/1998	Dao et al.
5,691,898 A	11/1997	Rosenberg et al.	5,835,156 A	11/1998	Blonstein et al.
5,694,340 A	12/1997	Kim	5,835,576 A	11/1998	Katz
5,698,784 A	12/1997	Hotelling et al.	5,836,817 A	11/1998	Acres et al.
5,701,131 A	12/1997	Kuga	5,838,138 A	11/1998	Henty
5,702,232 A	12/1997	Moore	5,841,409 A	11/1998	Ishibashi et al.
5,702,305 A	12/1997	Norman et al.	D402,328 S	12/1998	Ashida
5,702,323 A	12/1997	Poulton	5,847,854 A	12/1998	Benson, Jr.
5,703,623 A	12/1997	Hall et al.	5,850,624 A	12/1998	Gard
5,713,792 A	2/1998	Ohzono et al.	5,851,149 A	12/1998	Xidos et al.
5,716,216 A	2/1998	O'Loughlin et al.	5,853,327 A	12/1998	Gilboa
5,716,281 A	2/1998	Dote	5,853,332 A	12/1998	Briggs
5,724,106 A	3/1998	Autry et al.	5,854,622 A	12/1998	Brannon
5,724,497 A	3/1998	San et al.	5,855,483 A	1/1999	Collins et al.
5,726,675 A	3/1998	Inoue	D405,071 S	2/1999	Gambaro
5,730,655 A	3/1998	Meredith	5,865,680 A	2/1999	Briggs
5,733,131 A	3/1998	Park	5,867,146 A	2/1999	Kim et al.
5,734,371 A	3/1998	Kaplan	5,874,941 A	2/1999	Yamada
5,734,373 A	3/1998	Rosenberg	5,875,257 A	2/1999	Marrin et al.
5,734,807 A	3/1998	Sumi	D407,071 S	3/1999	Keating
D393,884 S	4/1998	Hayami	5,889,672 A	3/1999	Schuler et al.
5,736,970 A	4/1998	Bozeman	D407,761 S	4/1999	Barr
5,739,811 A	4/1998	Rosenberg et al.	5,893,562 A	4/1999	Spector
5,741,182 A	4/1998	Lipps et al.	5,897,437 A	4/1999	Nishiumi
5,741,189 A	4/1998	Briggs	5,898,421 A	4/1999	Quinn
5,742,233 A	4/1998	Hoffman et al.	5,900,867 A	5/1999	Schindler et al.
5,742,331 A	4/1998	Uomori	5,901,246 A	5/1999	Hoffberg et al.
5,745,226 A	4/1998	Gigioli, Jr.	5,902,968 A	5/1999	Sato et al.
D394,264 S	5/1998	Sakamoto et al.	5,906,542 A	5/1999	Neumann
5,746,602 A	5/1998	Kikinis	D410,909 S	6/1999	Tickle
5,751,273 A	5/1998	Cohen	5,908,996 A	6/1999	Litterst et al.
5,752,880 A	5/1998	Gabai et al.	5,911,634 A	6/1999	Nidata et al.
5,752,882 A	5/1998	Acres et al.	5,912,612 A	6/1999	DeVolpi
5,757,305 A	5/1998	Xydis	5,913,019 A	6/1999	Attenberg
5,757,354 A	5/1998	Kawamura	5,913,727 A	6/1999	Ahdoot
5,757,360 A	5/1998	Nitta et al.	D412,016 S	7/1999	Meredith
D395,464 S	6/1998	Shiibashi et al.	5,919,149 A	7/1999	Allen
5,764,224 A	6/1998	Lilja et al.	5,923,317 A	7/1999	Sayler et al.
5,766,077 A	6/1998	Hongo	5,924,695 A	7/1999	Heykoop
5,769,719 A	6/1998	Hsu	5,926,780 A	7/1999	Fox et al.
5,770,533 A	6/1998	Franchi	5,929,607 A	7/1999	Rosenberg et al.
5,771,038 A	6/1998	Wang	5,929,782 A	7/1999	Stark et al.
			5,929,841 A	7/1999	Fujii
			5,929,846 A	7/1999	Rosenberg et al.
			5,929,848 A	7/1999	Albukerk et al.
			D412,940 S	8/1999	Kato et al.

(56)

References Cited

U.S. PATENT DOCUMENTS

D413,359	S	8/1999	Larian	6,085,805	A	7/2000	Bates
5,931,739	A	8/1999	Layer et al.	6,087,950	A	7/2000	Capan
5,942,969	A	8/1999	Wicks	6,089,987	A	7/2000	Briggs
5,944,533	A	8/1999	Wood	6,091,342	A	7/2000	Janesch et al.
5,946,444	A	8/1999	Evans et al.	D429,718	S	8/2000	Rudolph
5,947,789	A	9/1999	Chan	6,095,926	A	8/2000	Hetteima et al.
5,947,868	A	9/1999	Dugan	6,102,406	A	8/2000	Miles et al.
5,955,713	A	9/1999	Titus	6,106,392	A	8/2000	Meredith
5,955,988	A	9/1999	Blonstein	6,110,000	A	8/2000	Ting
5,956,035	A	9/1999	Sciammarella	6,110,039	A	8/2000	Oh
5,957,779	A	9/1999	Larson	6,110,041	A	8/2000	Walker et al.
5,961,386	A	10/1999	Sawaguchi	6,115,028	A	9/2000	Balakrishnan
5,963,136	A	10/1999	O'Brien	6,127,928	A	10/2000	Issacman et al.
5,964,660	A	10/1999	James et al.	6,127,990	A	10/2000	Zwern
5,967,898	A	10/1999	Takasaka et al.	6,129,549	A	10/2000	Thompson
5,967,901	A	10/1999	Briggs	6,132,318	A	10/2000	Briggs
5,971,270	A	10/1999	Barna	6,137,457	A	10/2000	Tokuhashi
5,971,271	A	10/1999	Wynn et al.	D433,381	S	11/2000	Talesfore
5,973,757	A	10/1999	Aubuchon et al.	6,142,870	A	11/2000	Wada
5,977,951	A	11/1999	Danieli et al.	6,142,876	A	11/2000	Cumbers
5,978,770	A	11/1999	Waytena et al.	6,144,367	A	11/2000	Berstis
5,980,254	A	11/1999	Muehle et al.	6,146,278	A	11/2000	Kobayashi
5,982,352	A	11/1999	Pryor	6,148,100	A	11/2000	Anderson et al.
5,982,356	A	11/1999	Akiyama	6,149,490	A	11/2000	Hampton
5,984,785	A	11/1999	Takeda et al.	6,150,947	A	11/2000	Shima
5,984,788	A	11/1999	Lebensfeld et al.	6,154,723	A	11/2000	Cox et al.
5,986,570	A	11/1999	Black et al.	D435,554	S	12/2000	Meredith
5,986,644	A	11/1999	Herder	6,155,926	A	12/2000	Miyamoto et al.
5,987,402	A	11/1999	Murata et al.	6,160,405	A	12/2000	Needle
5,987,420	A	11/1999	Maeda et al.	6,160,540	A	12/2000	Fishkin et al.
5,987,421	A	11/1999	Chuang	6,160,986	A	12/2000	Gabai et al.
5,989,120	A	11/1999	Truchsess	6,162,122	A	12/2000	Acres et al.
5,991,085	A	11/1999	Rallison et al.	6,162,123	A	12/2000	Woolston
5,991,693	A	11/1999	Zalewski	6,162,191	A	12/2000	Foxin
5,996,033	A	11/1999	Chiu-Hao	6,164,808	A	12/2000	Shibata
5,999,168	A	12/1999	Rosenberg	6,167,353	A	12/2000	Piernot et al.
6,001,014	A	12/1999	Ogata	6,171,190	B1	1/2001	Thanasack et al.
6,001,015	A	12/1999	Nishiumi et al.	6,173,209	B1	1/2001	Laval et al.
6,002,394	A	12/1999	Schein	6,174,242	B1	1/2001	Briggs et al.
6,009,458	A	12/1999	Hawkins et al.	6,176,837	B1	1/2001	Foxlin
D419,199	S	1/2000	Cordell et al.	6,181,253	B1	1/2001	Eschenbach et al.
D419,200	S	1/2000	Ashida	6,181,329	B1	1/2001	Stork et al.
6,010,406	A	1/2000	Kajikawa et al.	6,183,364	B1	2/2001	Trovato
6,011,526	A	1/2000	Toyoshima et al.	6,183,365	B1	2/2001	Tomomura et al.
6,012,980	A	1/2000	Yoshida et al.	6,184,847	B1	2/2001	Fateh et al.
6,012,984	A	1/2000	Roseman	6,184,862	B1	2/2001	Leiper
6,013,007	A	1/2000	Root et al.	6,184,863	B1	2/2001	Sibert
6,016,144	A	1/2000	Blonstein	6,186,902	B1	2/2001	Briggs
6,019,680	A	2/2000	Cheng	6,190,174	B1	2/2001	Lam
6,020,876	A	2/2000	Rosenberg	6,191,774	B1	2/2001	Schena
6,024,647	A	2/2000	Bennett et al.	6,196,893	B1	3/2001	Casola et al.
6,024,675	A	2/2000	Kashiwaguchi	6,198,295	B1	3/2001	Hill
6,025,830	A	2/2000	Cohen	6,198,470	B1	3/2001	Agam et al.
6,037,882	A	3/2000	Levy	6,198,471	B1	3/2001	Cook
6,044,297	A	3/2000	Sheldon	6,200,216	B1	3/2001	Peppel
6,049,823	A	4/2000	Hwang	6,200,219	B1	3/2001	Rudell et al.
6,052,083	A	4/2000	Wilson	6,200,253	B1	3/2001	Nishiumi
6,057,788	A	5/2000	Cummings	6,201,554	B1	3/2001	Lands
6,058,342	A	5/2000	Orbach	6,206,745	B1	3/2001	Gabai et al.
6,059,576	A	5/2000	Brann	6,206,782	B1	3/2001	Walker et al.
6,060,847	A	5/2000	Hetteima et al.	6,210,287	B1	4/2001	Briggs
6,066,075	A	5/2000	Poulton	6,211,861	B1	4/2001	Rosenberg et al.
6,069,594	A	5/2000	Barnes et al.	6,214,155	B1	4/2001	Leighton
6,072,467	A	6/2000	Walker	6,217,450	B1	4/2001	Meredith
6,072,470	A	6/2000	Ishigaki	6,217,478	B1	4/2001	Vohmann
6,075,443	A	6/2000	Schepps et al.	6,220,171	B1	4/2001	Hetteima et al.
6,075,575	A	6/2000	Schein et al.	6,220,963	B1	4/2001	Meredith
6,076,734	A	6/2000	Dougherty et al.	6,220,964	B1	4/2001	Miyamoto
6,077,106	A	6/2000	Mish	6,220,965	B1	4/2001	Hanna et al.
6,078,789	A	6/2000	Bodenmann	6,222,522	B1	4/2001	Mathews
6,079,982	A	6/2000	Meader	D442,998	S	5/2001	Ashida
6,080,063	A	6/2000	Khosla	6,224,486	B1	5/2001	Walker et al.
6,081,819	A	6/2000	Ogino	6,224,491	B1	5/2001	Hiromi et al.
6,084,315	A	7/2000	Schmitt	6,225,987	B1	5/2001	Matsuda
6,084,577	A	7/2000	Sato et al.	6,226,534	B1	5/2001	Aizawa
				6,227,966	B1	5/2001	Yokoi
				6,227,974	B1	5/2001	Eilat et al.
				6,231,451	B1	5/2001	Briggs
				6,234,803	B1	5/2001	Watkins

(56)

References Cited

U.S. PATENT DOCUMENTS

6,238,289 B1	5/2001	Sobota et al.	6,375,569 B1	4/2002	Acres
6,238,291 B1	5/2001	Fujimoto et al.	6,375,572 B1	4/2002	Masuyama et al.
6,239,806 B1	5/2001	Nishiumi et al.	6,375,578 B1	4/2002	Briggs
RE37,220 E	6/2001	Rapisarda et al.	6,377,793 B1	4/2002	Jenkins
6,241,611 B1	6/2001	Takeda et al.	6,377,906 B1	4/2002	Rowe
6,243,491 B1	6/2001	Andersson	D456,854 S	5/2002	Ashida
6,243,658 B1	6/2001	Raby	6,383,079 B1	5/2002	Takeda et al.
6,244,987 B1	6/2001	Ohsuga et al.	6,386,538 B1	5/2002	Mejia
6,245,014 B1	6/2001	Brainard et al.	6,392,613 B1	5/2002	Goto
6,248,019 B1	6/2001	Mudie et al.	6,394,904 B1	5/2002	Stallker
6,254,101 B1	7/2001	Young	6,400,480 B1	6/2002	Thomas
6,254,394 B1	7/2001	Draper et al.	6,400,996 B1	6/2002	Hoffberg et al.
6,261,180 B1	7/2001	Lebensfeld et al.	6,402,617 B2	6/2002	Gouji et al.
6,264,202 B1	7/2001	Briggs	6,404,409 B1	6/2002	Solomon
6,264,558 B1	7/2001	Nishiumi et al.	6,409,379 B1	6/2002	Gabathuler et al.
6,265,984 B1	7/2001	Molinaroli	6,409,604 B1	6/2002	Matsuno
6,267,673 B1	7/2001	Miyamoto et al.	6,409,687 B1	6/2002	Foxlin
6,273,425 B1	8/2001	Westfall et al.	D459,727 S	7/2002	Ashida
6,273,819 B1	8/2001	Strauss et al.	D460,787 S	7/2002	Nishikawa
6,275,213 B1	8/2001	Tremblay et al.	6,414,589 B1	7/2002	Angott et al.
6,276,353 B1	8/2001	Briggs et al.	6,415,223 B1	7/2002	Lin
6,280,327 B1	8/2001	Leifer et al.	6,421,056 B1	7/2002	Nishiumi
6,280,328 B1	8/2001	Holch et al.	6,424,264 B1	7/2002	Giraldin et al.
6,283,862 B1	9/2001	Richter	6,424,333 B1	7/2002	Tremblay
6,283,871 B1	9/2001	Briggs	6,426,719 B1	7/2002	Nagareda
6,287,200 B1	9/2001	Sharma	6,426,741 B1	7/2002	Goldsmith et al.
6,290,565 B1	9/2001	Galyean, III et al.	6,438,193 B1	8/2002	Ko et al.
6,290,566 B1	9/2001	Gabai et al.	D462,683 S	9/2002	Ashida
6,293,684 B1	9/2001	Riblett	6,445,960 B1	9/2002	Borta
6,297,751 B1	10/2001	Fadavi-Ardekani	6,452,494 B1	9/2002	Harrison
6,301,534 B1	10/2001	McDermott	6,456,276 B1	9/2002	Park
6,302,793 B1	10/2001	Fertitta, III et al.	D464,052 S	10/2002	Fletcher
6,302,796 B1	10/2001	Lebensfeld et al.	D464,950 S	10/2002	Fraquelli et al.
6,304,250 B1	10/2001	Yang	6,462,769 B1	10/2002	Trowbridge et al.
6,311,982 B1	11/2001	Lebensfeld et al.	6,463,257 B1	10/2002	Wood
6,312,335 B1	11/2001	Tosaki et al.	6,463,859 B1	10/2002	Ikezawa et al.
6,315,673 B1	11/2001	Kopera	6,466,198 B1	10/2002	Feinstein
6,320,495 B1	11/2001	Sporgis	6,466,831 B1	10/2002	Shibata
6,322,365 B1	11/2001	Shechter et al.	6,473,070 B2	10/2002	Mishra et al.
6,322,420 B1 *	11/2001	Daniellian A63H 3/36 446/300	6,473,713 B1	10/2002	McCall
6,323,614 B1	11/2001	Palaxxolo	6,474,159 B1	11/2002	Foxlin et al.
6,323,654 B1	11/2001	Needle	6,482,067 B1	11/2002	Pickens
6,325,718 B1	12/2001	Nishiumi et al.	6,484,080 B2	11/2002	Breed
6,328,648 B1	12/2001	Walker et al.	6,490,409 B1	12/2002	Walker
6,328,650 B1	12/2001	Fukawa et al.	6,491,566 B2	12/2002	Peters
6,329,648 B1	12/2001	Delatorre	6,492,981 B1	12/2002	Stork et al.
6,330,427 B1	12/2001	Tabachnik	6,494,457 B2	12/2002	Conte et al.
6,331,841 B1	12/2001	Tokuhashi	6,496,122 B2	12/2002	Sampsell
6,331,856 B1	12/2001	VanHook	6,509,217 B1	1/2003	Reddy
6,332,840 B1	12/2001	Nishiumi et al.	6,512,511 B2	1/2003	Willner
6,337,954 B1	1/2002	Soshi	6,517,438 B2	2/2003	Tosaki
6,338,079 B1	1/2002	Kanamori et al.	6,517,728 B1	2/2003	Rooney
6,342,010 B1	1/2002	Slifer	6,518,952 B1	2/2003	Leiper
6,346,047 B1	2/2002	Sobota	6,525,660 B1	2/2003	Surintrspanont
6,347,993 B1	2/2002	Kondo et al.	6,526,158 B1	2/2003	Goldberg
6,347,998 B1	2/2002	Yoshitomi et al.	6,527,638 B1	3/2003	Walker et al.
6,350,199 B1	2/2002	Williams et al.	6,527,646 B1	3/2003	Briggs
6,352,478 B1	3/2002	Gabai et al.	6,529,786 B1	3/2003	Sim
6,354,945 B1	3/2002	Furuki et al.	6,530,838 B2	3/2003	Ha et al.
6,354,948 B1	3/2002	Nagayama	6,530,841 B2	3/2003	Bull et al.
6,356,867 B1	3/2002	Gabai et al.	6,537,124 B2	3/2003	Todokoro
6,361,396 B1	3/2002	Snyder	6,537,154 B1	3/2003	Ohgoshi et al.
6,361,436 B1	3/2002	Gouji et al.	6,538,675 B2	3/2003	Aratani
6,361,507 B1	3/2002	Foxlin	D473,942 S	4/2003	Motoki et al.
D456,410 S	4/2002	Ashida	6,540,607 B2	4/2003	Mokris et al.
6,364,735 B1	4/2002	Bristow et al.	6,540,611 B1	4/2003	Nagata
6,368,177 B1	4/2002	Gabai et al.	6,544,124 B2	4/2003	Ireland
6,368,217 B2	4/2002	Kanno	6,544,126 B2	4/2003	Sawano
6,369,794 B1	4/2002	Sakurai et al.	6,545,611 B2	4/2003	Hayashi et al.
6,369,908 B1	4/2002	Frey et al.	6,545,661 B1	4/2003	Goschy et al.
6,371,375 B1	4/2002	Ackley et al.	6,551,165 B2	4/2003	Smirnov
6,371,853 B1	4/2002	Borta	6,551,188 B2	4/2003	Toyama et al.
6,374,998 B1	4/2002	Grubbs et al.	6,554,707 B1	4/2003	Sinclair et al.
6,375,566 B1	4/2002	Yamada	6,554,781 B1	4/2003	Carter et al.
			D474,763 S	5/2003	Tozaki et al.
			6,558,225 B1	5/2003	Rehkemper et al.
			6,560,511 B1	5/2003	Yokoo et al.
			6,561,049 B2	5/2003	Akiyama et al.
			6,563,487 B2	5/2003	Martin et al.

(56)

References Cited

U.S. PATENT DOCUMENTS

6,565,438 B2	5/2003	Ogino	6,743,104 B1	6/2004	Ota et al.
6,565,444 B2	5/2003	Nagata et al.	6,746,334 B1	6/2004	Barney
6,567,536 B2	5/2003	McNitt et al.	6,747,562 B2	6/2004	Giraldin et al.
6,569,023 B1	5/2003	Briggs	6,747,632 B2	6/2004	Howard
6,572,108 B1	6/2003	Bristow	6,747,690 B2	6/2004	Molgaard
6,575,753 B2	6/2003	Rosa et al.	6,749,432 B2	6/2004	French et al.
6,577,350 B1	6/2003	Proehl	6,752,719 B2	6/2004	Himoto et al.
6,579,098 B2	6/2003	Shechter	6,753,849 B1	6/2004	Curran et al.
6,582,299 B1	6/2003	Matsuyama et al.	6,753,888 B2	6/2004	Kamiwada
6,582,380 B2	6/2003	Kazlausky et al.	6,757,068 B2	6/2004	Foxlin
6,583,783 B1	6/2003	Dietrich	6,757,446 B1	6/2004	Li
6,585,596 B1	7/2003	Liefer et al.	6,761,637 B2	7/2004	Weston et al.
6,589,117 B1	7/2003	Moritome et al.	6,765,553 B1	7/2004	Odamura
6,589,120 B1	7/2003	Takahashi	D495,336 S	8/2004	Andre et al.
6,590,536 B1	7/2003	Walton	6,770,863 B2	8/2004	Walley
6,591,677 B2	7/2003	Rothoff	6,773,325 B1	8/2004	Mawle et al.
6,592,461 B1	7/2003	Raviv et al.	6,773,344 B1	8/2004	Gabai et al.
6,595,863 B2	7/2003	Chamberlain et al.	6,785,539 B2	8/2004	Hale
6,597,342 B1	7/2003	Haruta	6,786,877 B2	9/2004	Foxlin
6,597,443 B2	7/2003	Boman	6,796,177 B2	9/2004	Mori
6,598,978 B2	7/2003	Hasegawa	6,796,908 B2	9/2004	Weston
6,599,194 B1	7/2003	Smith	6,797,895 B2	9/2004	Lapstun
6,605,038 B1	8/2003	Teller et al.	6,811,489 B1	11/2004	Shimizu
6,607,123 B1	8/2003	Jollifee et al.	6,811,491 B1	11/2004	Levenberg et al.
6,608,563 B2	8/2003	Weston et al.	6,812,583 B2	11/2004	Cheung et al.
6,609,969 B1	8/2003	Luciano et al.	6,812,881 B1	11/2004	Mullaly et al.
6,609,977 B1	8/2003	Shimizu	6,813,525 B2	11/2004	Reid
6,616,452 B2	9/2003	Clark et al.	6,813,574 B1	11/2004	Yedur
6,616,535 B1	9/2003	Nishizak	6,813,584 B2	11/2004	Zhou et al.
6,616,607 B2	9/2003	Hashimoto	6,816,151 B2	11/2004	Dellinger
6,626,728 B2	9/2003	Holt	6,821,204 B2	11/2004	Aonuma et al.
6,628,257 B1	9/2003	Oka	6,821,206 B1	11/2004	Ishida et al.
6,629,019 B2	9/2003	Legge et al.	6,835,135 B1	12/2004	Silverbrook et al.
6,632,142 B2	10/2003	Keith	6,836,705 B2	12/2004	Hellman
6,633,155 B1	10/2003	Liang	6,836,751 B2	12/2004	Paxton
6,634,949 B1	10/2003	Briggs et al.	6,836,971 B1	1/2005	Wan
6,636,826 B1	10/2003	Abe et al.	6,842,991 B2	1/2005	Levi
6,641,482 B2	11/2003	Masuyama et al.	6,846,238 B2	1/2005	Wells
6,642,837 B1	11/2003	Vigoda et al.	6,850,221 B1	2/2005	Tickle
6,650,029 B1	11/2003	Johnston	6,850,844 B1	2/2005	Walters
6,650,313 B2	11/2003	Levine	6,852,032 B2	2/2005	Ishino
6,650,345 B1	11/2003	Saito	6,856,327 B2	2/2005	Choi
6,651,268 B1	11/2003	Briggs	D502,468 S	3/2005	Knight et al.
6,654,000 B2	11/2003	Rosenberg	6,868,738 B2	3/2005	Moscip
6,654,001 B1	11/2003	Su	6,872,139 B2	3/2005	Sato et al.
6,672,962 B1	1/2004	Ozaki et al.	6,873,406 B1	3/2005	Hines
6,676,520 B2	1/2004	Nishiumi et al.	D503,750 S	4/2005	Kit et al.
6,676,524 B1	1/2004	Botzas	6,878,066 B2	4/2005	Leifer
6,677,990 B1	1/2004	Kawahara	6,882,824 B2	4/2005	Wood
6,681,629 B2	1/2004	Foxlin et al.	D504,677 S	5/2005	Kaminski et al.
6,682,074 B2	1/2004	Weston	D505,424 S	5/2005	Ashida et al.
6,682,351 B1	1/2004	Abraham-Fuchs et al.	6,889,098 B1	5/2005	Laval
6,684,062 B1	1/2004	Gosior et al.	6,890,262 B2	5/2005	Oishi
D486,145 S	2/2004	Kaminski et al.	6,891,469 B2	5/2005	Engellenner et al.
6,686,954 B1	2/2004	Kitaguchi	6,891,526 B2	5/2005	Gombert
6,692,170 B2	2/2004	Abir	6,894,686 B2	5/2005	Stamper et al.
6,693,622 B1	2/2004	Shahoian et al.	6,897,845 B2	5/2005	Ozawa
6,702,672 B1	3/2004	Angell et al.	6,897,854 B2	5/2005	Cho
6,709,336 B2	3/2004	Siegel et al.	6,902,483 B2	6/2005	Lin
6,712,692 B2	3/2004	Basson	6,903,725 B2	6/2005	Nacson
6,716,102 B2	4/2004	Whitten et al.	6,905,411 B2	6/2005	Nguyen et al.
6,717,573 B1	4/2004	Shahoian et al.	6,906,700 B1	6/2005	Armstrong
6,717,673 B1	4/2004	Janssen	6,908,386 B2	6/2005	Suzuki et al.
6,718,280 B2	4/2004	Hermann	6,908,388 B2	6/2005	Shimizu
6,725,107 B2	4/2004	MacPherson	6,918,833 B2	7/2005	Emmerson et al.
6,725,173 B2	4/2004	An	6,921,332 B2	7/2005	Fukunaga
6,726,099 B2	4/2004	Becker et al.	6,922,632 B2	7/2005	Foxlin
D489,361 S	5/2004	Mori et al.	6,924,787 B2	8/2005	Kramer et al.
6,729,934 B1	5/2004	Driscoll et al.	6,925,410 B2	8/2005	Narayanan
6,733,390 B2	5/2004	Walker et al.	6,929,543 B1	8/2005	Ueshima et al.
6,736,009 B1	5/2004	Schwabe	6,929,548 B2	8/2005	Wang
6,739,874 B2	5/2004	Marcus et al.	6,932,698 B2	8/2005	Sprogis
6,739,979 B2	5/2004	Tracy	6,932,706 B1	8/2005	Kaminkow
D491,924 S	6/2004	Kaminski et al.	6,933,861 B2	8/2005	Wang
D492,285 S	6/2004	Ombao et al.	6,933,923 B2	8/2005	Feinstein
			6,935,864 B2	8/2005	Shechter et al.
			6,935,952 B2	8/2005	Walker et al.
			6,939,232 B2	9/2005	Tanaka et al.
			6,948,999 B2	9/2005	Chan

(56)

References Cited

U.S. PATENT DOCUMENTS

6,954,980 B2	10/2005	Song	7,233,316 B2	6/2007	Smith et al.
6,955,606 B2	10/2005	Taho et al.	7,236,156 B2	6/2007	Liberty et al.
6,956,564 B1	10/2005	Williams	7,239,301 B2	7/2007	Liberty et al.
6,965,374 B2	11/2005	Villet et al.	7,252,572 B2	8/2007	Wright et al.
6,966,775 B1	11/2005	Kendir et al.	7,253,800 B2	8/2007	Goldberg et al.
6,967,563 B2	11/2005	Bormaster	7,261,690 B2	8/2007	Teller et al.
6,967,566 B2	11/2005	Weston et al.	7,262,760 B2	8/2007	Liberty
6,982,697 B2	1/2006	Wilson et al.	RE39,818 E	9/2007	Slifer
6,983,219 B2	1/2006	Mantylarvi	7,288,028 B2	10/2007	Rodriguez et al.
6,984,208 B2	1/2006	Zheng	D556,201 S	11/2007	Ashida et al.
6,990,639 B2	1/2006	Wilson	7,291,014 B2	11/2007	Chung et al.
6,993,451 B2	1/2006	Chang et al.	7,292,151 B2	11/2007	Ferguson et al.
6,995,748 B2	2/2006	Gordon et al.	7,297,059 B2	11/2007	Vancura et al.
6,998,966 B2	2/2006	Pedersen	7,301,527 B2	11/2007	Marvit
7,000,469 B2	2/2006	Foxlin et al.	7,301,648 B2	11/2007	Foxlin
7,002,591 B1	2/2006	Leather	D556,760 S	12/2007	Ashida et al.
7,004,847 B2	2/2006	Henry	7,307,617 B2	12/2007	Wilson et al.
7,005,985 B1	2/2006	Steeves	D559,847 S	1/2008	Ashida et al.
7,029,400 B2	4/2006	Briggs	D561,178 S	2/2008	Azuma
7,030,765 B2	4/2006	Giraldin	7,331,857 B2	2/2008	MacIver
7,031,875 B2	4/2006	Ellenby et al.	7,335,134 B1	2/2008	LaVelle
7,038,661 B2	5/2006	Wilson et al.	D563,948 S	3/2008	d'Hoore
7,040,986 B2	5/2006	Koshima	7,337,965 B2	3/2008	Thirkettle et al.
7,040,993 B1	5/2006	Lovitt	7,339,105 B2	3/2008	Eitaki
7,040,998 B2	5/2006	Jolliffe et al.	7,345,670 B2	3/2008	Armstrong
7,052,391 B1	5/2006	Luciano, Jr.	D567,243 S	4/2008	Ashida et al.
7,055,101 B2	5/2006	Abbott et al.	7,359,121 B2	4/2008	French et al.
7,056,221 B2	6/2006	Thirkettle et al.	7,359,451 B2	4/2008	McKnight
7,059,974 B1	6/2006	Golliffe et al.	7,361,073 B2	4/2008	Martin
7,066,781 B2	6/2006	Weston	RE40,324 E	5/2008	Crawford
D524,298 S	7/2006	Hedderich et al.	7,371,177 B2	5/2008	Ellis et al.
7,081,033 B1	7/2006	Mawle	7,379,566 B2	5/2008	Hildreth
7,081,051 B2	7/2006	Himoto et al.	7,387,559 B2	6/2008	Sanchez-Castro et al.
7,086,645 B2	8/2006	Hardie	7,394,459 B2	7/2008	Bathiche et al.
7,090,582 B2	8/2006	Danieli et al.	7,395,181 B2	7/2008	Foxlin
7,094,147 B2	8/2006	Nakata	7,398,151 B1	7/2008	Burrell et al.
7,098,891 B1	8/2006	Pryor	7,408,453 B2	8/2008	Breed
7,098,894 B2	8/2006	Yang	7,414,611 B2	8/2008	Liberty
7,102,615 B2	9/2006	Marks	7,419,428 B2	9/2008	Rowe
7,102,616 B1	9/2006	Sleator	7,424,388 B2	9/2008	Sato
7,107,168 B2	9/2006	Oystol	7,428,499 B1	9/2008	Philyaw
D531,228 S	10/2006	Ashida et al.	7,435,179 B1	10/2008	Ford
7,115,032 B2	10/2006	Cantu et al.	7,441,151 B2	10/2008	Whitten et al.
7,117,009 B2	10/2006	Wong et al.	7,442,108 B2	10/2008	Ganz
7,118,482 B2	10/2006	Ishihara et al.	7,445,550 B2	11/2008	Barney et al.
7,126,584 B1	10/2006	Nishiumi et al.	7,465,212 B2	12/2008	Ganz
7,127,370 B2	10/2006	Kelly	7,488,231 B2	2/2009	Weston
D531,585 S	11/2006	Weitgasser et al.	7,488,254 B2	2/2009	Himoto
7,133,026 B2	11/2006	Horie et al.	7,489,299 B2	2/2009	Liberty et al.
7,136,674 B2	11/2006	Yoshie et al.	7,492,268 B2	2/2009	Ferguson et al.
7,136,826 B2	11/2006	Alsafadi	7,492,367 B2	2/2009	Mahajan et al.
7,137,899 B2	11/2006	Hiei	7,500,917 B2	3/2009	Barney et al.
7,139,983 B2	11/2006	Kelts	7,502,759 B2	3/2009	Hannigan et al.
7,140,962 B2	11/2006	Okuda et al.	7,519,537 B2	4/2009	Rosenberg
7,142,191 B2	11/2006	Idesawa et al.	7,524,246 B2	4/2009	Briggs et al.
7,145,551 B1	12/2006	Bathiche	7,535,456 B2	5/2009	Liberty et al.
7,149,627 B2	12/2006	Ockerse	7,536,156 B2	5/2009	Tischer
7,154,475 B2	12/2006	Crew	7,556,563 B2	7/2009	Ellis et al.
7,155,604 B2	12/2006	Kawai	7,564,426 B2	7/2009	Poor
7,158,116 B2	1/2007	Poltorak	7,568,289 B2	8/2009	Burlingham et al.
7,158,118 B2	1/2007	Liberty	7,572,191 B2	8/2009	Weston et al.
7,160,196 B2	1/2007	Thirkettle et al.	7,582,016 B2	9/2009	Suzuki
7,168,089 B2	1/2007	Nguyen et al.	7,596,466 B2	9/2009	Ohta
7,173,604 B2	2/2007	Marvit	7,614,958 B2	11/2009	Weston et al.
7,176,919 B2	2/2007	Drebin	7,623,115 B2	11/2009	Marks
7,180,414 B2	2/2007	Nyfelt	7,627,139 B2	12/2009	Marks
7,180,503 B2	2/2007	Burr	7,627,451 B2	12/2009	Vock et al.
7,182,691 B1	2/2007	Schena	7,629,886 B2	12/2009	Steeves
7,183,480 B2	2/2007	Nishitani et al.	7,645,178 B1	1/2010	Trotto et al.
7,184,059 B1	2/2007	Fouladi	7,662,015 B2	2/2010	Hui
D543,246 S	5/2007	Ashida et al.	7,663,509 B2	2/2010	Shen
7,220,220 B2	5/2007	Stubbs et al.	7,674,184 B2	3/2010	Briggs et al.
7,223,173 B2	5/2007	Masuyama et al.	7,704,135 B2	4/2010	Harrison
7,225,101 B2	5/2007	Usuda et al.	7,704,146 B2	4/2010	Ellis
7,231,063 B2	6/2007	Naimark	7,727,090 B2	6/2010	Gant
			7,749,089 B1	7/2010	Briggs et al.
			7,774,155 B2	8/2010	Sato et al.
			7,775,882 B2	8/2010	Kawamura et al.
			7,775,884 B1	8/2010	McCauley

(56)

References Cited

U.S. PATENT DOCUMENTS

7,789,741 B1	9/2010	Fields	9,675,878 B2	6/2017	Barney et al.
7,796,116 B2	9/2010	Salsman et al.	9,707,478 B2	7/2017	Barney et al.
7,828,295 B2	11/2010	Matsumoto et al.	9,713,766 B2	7/2017	Barney et al.
7,850,527 B2	12/2010	Barney et al.	9,731,194 B2	8/2017	Briggs et al.
7,862,428 B2	1/2011	Borge	9,737,797 B2	8/2017	Barney et al.
7,878,905 B2	2/2011	Weston et al.	9,770,652 B2	9/2017	Barney et al.
7,883,420 B2	2/2011	Bradbury	9,770,653 B2	9/2017	Hansson et al.
7,896,742 B2	3/2011	Weston et al.	9,814,973 B2	11/2017	Barney et al.
7,927,216 B2	4/2011	Ikeda	9,861,887 B1	1/2018	Briggs et al.
7,942,745 B2	5/2011	Ikeda	9,931,578 B2*	4/2018	Weston A63H 3/00
7,989,971 B2	8/2011	Lemieux	9,993,724 B2	6/2018	Barney et al.
8,021,239 B2	9/2011	Weston et al.	10,010,790 B2	7/2018	Weston et al.
8,025,573 B2	9/2011	Stenton et al.	10,022,624 B2	7/2018	Barney et al.
8,033,901 B2	10/2011	Wood	2001/0010514 A1	8/2001	Ishino
8,089,458 B2	1/2012	Barney et al.	2001/0015123 A1	8/2001	Nishitani et al.
8,164,567 B1	4/2012	Barney et al.	2001/0018361 A1	8/2001	Acres
8,169,406 B2	5/2012	Barney et al.	2001/0021950 A1	9/2001	Hawley
8,184,097 B1	5/2012	Barney et al.	2001/0024973 A1	9/2001	Meredith
8,206,223 B2	6/2012	Marans et al.	2001/0031652 A1	10/2001	Gabai et al.
8,226,493 B2	7/2012	Briggs et al.	2001/0031662 A1	10/2001	Larian
8,248,367 B1	8/2012	Barney et al.	2001/0039206 A1	11/2001	Peppel
8,287,372 B2	10/2012	Hong et al.	2001/0040591 A1	11/2001	Abbott et al.
8,287,373 B2	10/2012	Marks et al.	2001/0049302 A1	12/2001	Hagiwara et al.
8,330,284 B2	12/2012	Weston et al.	2001/0054082 A1	12/2001	Rudolph et al.
8,342,929 B2	1/2013	Briggs et al.	2002/0005787 A1	1/2002	Gabai et al.
8,368,648 B2	2/2013	Barney et al.	2002/0024500 A1	2/2002	Howard
8,373,659 B2	2/2013	Barney et al.	2002/0024675 A1	2/2002	Foxlin
8,384,668 B2	2/2013	Barney et al.	2002/0028071 A1	3/2002	Molgaard
8,439,757 B2	5/2013	Hornsby et al.	2002/0028710 A1	3/2002	Ishihara et al.
8,469,766 B2	6/2013	Zheng	2002/0032067 A1	3/2002	Barney
8,475,275 B2	7/2013	Weston et al.	2002/0036617 A1	3/2002	Pryor
8,491,389 B2	7/2013	Weston et al.	2002/0038267 A1	3/2002	Can et al.
8,531,050 B2	9/2013	Barney et al.	2002/0052238 A1	5/2002	Muroi
8,535,153 B2	9/2013	Bradbury et al.	2002/0058459 A1	5/2002	Holt
8,545,335 B2	10/2013	Fiegenger et al.	2002/0062251 A1	5/2002	Anandan et al.
8,550,916 B2	10/2013	Raynal	2002/0068500 A1	6/2002	Gabai et al.
8,602,857 B2	12/2013	Morichau-Beauchant et al.	2002/0072418 A1	6/2002	Masuyama
8,608,535 B2	12/2013	Weston et al.	2002/0075335 A1	6/2002	Relimoto
8,686,579 B2	4/2014	Barney et al.	2002/0077180 A1	6/2002	Swanberg et al.
8,702,515 B2	4/2014	Weston et al.	2002/0077182 A1	6/2002	Swanberg et al.
8,708,821 B2	4/2014	Barney et al.	2002/0090985 A1	7/2002	Tochner et al.
8,711,094 B2	4/2014	Barney et al.	2002/0090992 A1	7/2002	Legge et al.
8,753,165 B2	6/2014	Weston	2002/0098887 A1	7/2002	Himoto et al.
8,758,136 B2	6/2014	Briggs et al.	2002/0103026 A1	8/2002	Himoto et al.
8,790,180 B2	7/2014	Barney et al.	2002/0107069 A1	8/2002	Ishino
8,795,079 B2	8/2014	Penzias, III	2002/0107591 A1	8/2002	Gabai et al.
8,814,688 B2	8/2014	Barney et al.	2002/0116615 A1	8/2002	Nguyen et al.
8,827,810 B2	9/2014	Weston et al.	2002/0118147 A1	8/2002	Solomon
8,834,271 B2	9/2014	Ikeda	2002/0123377 A1	9/2002	Shulman
8,870,655 B2	10/2014	Ikeda	2002/0126026 A1	9/2002	Lee et al.
8,888,576 B2	11/2014	Briggs et al.	2002/0128056 A1	9/2002	Kato
8,894,462 B2	11/2014	Leyland et al.	2002/0137427 A1	9/2002	Peters
8,913,011 B2	12/2014	Barney et al.	2002/0137567 A1	9/2002	Cheng
8,915,785 B2	12/2014	Barney et al.	2002/0140745 A1	10/2002	Ellenby
8,961,260 B2*	2/2015	Weston A63H 3/00	2002/0158751 A1	10/2002	Bormaster
		446/175	2002/0158843 A1	10/2002	Levine
8,961,312 B2	2/2015	Barney et al.	2002/0183961 A1	12/2002	French et al.
9,039,533 B2	5/2015	Barney et al.	2003/0001016 A1	1/2003	Fraier
9,138,650 B2	9/2015	Barney et al.	2003/0013513 A1	1/2003	Rowe
9,149,717 B2	10/2015	Barney et al.	2003/0022736 A1	1/2003	Cass
9,162,148 B2	10/2015	Barney et al.	2003/0027634 A1	2/2003	Matthews, III
9,162,149 B2	10/2015	Weston et al.	2003/0036425 A1	2/2003	Kaminkow et al.
9,180,378 B2	11/2015	Reiche	2003/0037075 A1	2/2003	Hannigan
9,186,585 B2	11/2015	Briggs et al.	2003/0038778 A1	2/2003	Noguera
9,272,206 B2	3/2016	Weston et al.	2003/0040347 A1	2/2003	Roach et al.
9,320,976 B2*	4/2016	Weston A63H 3/00	2003/0052860 A1	3/2003	Park et al.
9,393,491 B2	7/2016	Barney et al.	2003/0057808 A1	3/2003	Lee et al.
9,393,500 B2	7/2016	Barney et al.	2003/0060286 A1	3/2003	Walker et al.
9,446,319 B2	9/2016	Barney et al.	2003/0063068 A1	4/2003	Anton
9,463,380 B2	10/2016	Weston et al.	2003/0063139 A1	4/2003	Hohberger
9,468,854 B2	10/2016	Briggs et al.	2003/0064812 A1	4/2003	Rappaport et al.
9,474,962 B2	10/2016	Barney et al.	2003/0069077 A1	4/2003	Korienek
9,480,929 B2*	11/2016	Weston A63H 3/00	2003/0073505 A1	4/2003	Tracy
9,579,568 B2	2/2017	Barney et al.	2003/0095101 A1	5/2003	Jou
9,616,334 B2	4/2017	Weston et al.	2003/0096652 A1	5/2003	Siegel et al.
			2003/0107551 A1	6/2003	Dunker
			2003/0114233 A1	6/2003	Hiei
			2003/0134679 A1	7/2003	Siegel et al.
			2003/0144047 A1	7/2003	Sprogis

(56)

References Cited

U.S. PATENT DOCUMENTS

2003/0144056	A1	7/2003	Leifer et al.	2005/0170889	A1	8/2005	Lum et al.
2003/0149803	A1	8/2003	Wilson et al.	2005/0172734	A1	8/2005	Alsio
2003/0166416	A1	9/2003	Ogata	2005/0174324	A1	8/2005	Liberty
2003/0171145	A1	9/2003	Rowe	2005/0176485	A1	8/2005	Ueshima
2003/0171190	A1	9/2003	Rice	2005/0179644	A1	8/2005	Alsio
2003/0190967	A1	10/2003	Henry	2005/0202866	A1	9/2005	Luciano et al.
2003/0193572	A1	10/2003	Wilson et al.	2005/0210418	A1	9/2005	Marvit
2003/0195037	A1	10/2003	Vuong et al.	2005/0210419	A1	9/2005	Kela
2003/0195041	A1	10/2003	McCauley	2005/0212749	A1	9/2005	Marvit et al.
2003/0195046	A1	10/2003	Bartsch	2005/0212750	A1	9/2005	Marvit et al.
2003/0204361	A1	10/2003	Townsend	2005/0212751	A1	9/2005	Marvit et al.
2003/0214259	A9	11/2003	Dowling et al.	2005/0212752	A1	9/2005	Marvit et al.
2003/0216176	A1	11/2003	Shimizu	2005/0212753	A1	9/2005	Marvit et al.
2003/0222851	A1	12/2003	Lai	2005/0212754	A1	9/2005	Marvit et al.
2003/0234914	A1	12/2003	Solomon	2005/0212755	A1	9/2005	Marvit
2004/0028258	A1	2/2004	Naimark	2005/0212756	A1	9/2005	Marvit et al.
2004/0034289	A1	2/2004	Teller et al.	2005/0212757	A1	9/2005	Marvit et al.
2004/0043806	A1	3/2004	Kirby et al.	2005/0212758	A1	9/2005	Marvit et al.
2004/0048666	A1	3/2004	Bagley	2005/0212759	A1	9/2005	Marvit et al.
2004/0054900	A1	3/2004	He	2005/0212760	A1	9/2005	Marvit et al.
2004/0063480	A1	4/2004	Wang	2005/0212764	A1	9/2005	Toba
2004/0070564	A1	4/2004	Dawson	2005/0212767	A1	9/2005	Marvit
2004/0075650	A1	4/2004	Paul	2005/0215295	A1	9/2005	Arneson
2004/0081313	A1	4/2004	McKnight et al.	2005/0215322	A1	9/2005	Himoto et al.
2004/0095317	A1	5/2004	Zhang	2005/0217525	A1	10/2005	McClure
2004/0102247	A1	5/2004	Smoot et al.	2005/0227579	A1	10/2005	Yamaguchi et al.
2004/0119693	A1	6/2004	Kaemmler	2005/0233808	A1	10/2005	Himoto et al.
2004/0121834	A1	6/2004	Libby et al.	2005/0239548	A1	10/2005	Ueshima et al.
2004/0134341	A1	7/2004	Sandoz	2005/0243061	A1	11/2005	Liberty et al.
2004/0140954	A1	7/2004	Faeth	2005/0243062	A1	11/2005	Liberty
2004/0143413	A1	7/2004	Oystol	2005/0253806	A1	11/2005	Liberty et al.
2004/0147317	A1	7/2004	Ito et al.	2005/0256675	A1	11/2005	Kurata
2004/0152499	A1	8/2004	Lind et al.	2005/0277465	A1	12/2005	Whitten et al.
2004/0152515	A1	8/2004	Wegmuller et al.	2005/0278741	A1	12/2005	Robarts
2004/0152520	A1	8/2004	Shinoda	2006/0003843	A1	1/2006	Kobayashi et al.
2004/0174287	A1	9/2004	Deak	2006/0007115	A1	1/2006	Furuhashi
2004/0193413	A1	9/2004	Wilson	2006/0009270	A1	1/2006	Kobayash et al.
2004/0198158	A1*	10/2004	Driscoll A63H 3/28 446/297	2006/0028446	A1	2/2006	Liberty
2004/0203638	A1	10/2004	Chan	2006/0040720	A1	2/2006	Harrison
2004/0207597	A1	10/2004	Marks	2006/0046849	A1	3/2006	Kovacs
2004/0214642	A1	10/2004	Beck	2006/0092133	A1	5/2006	Touma
2004/0218104	A1	11/2004	Smith	2006/0094502	A1	5/2006	Katayama et al.
2004/0222969	A1	11/2004	Buchenrieder	2006/0122474	A1	6/2006	Teller et al.
2004/0227725	A1	11/2004	Calarco	2006/0123146	A1	6/2006	Wu et al.
2004/0229693	A1	11/2004	Lind	2006/0148563	A1	7/2006	Yang
2004/0229696	A1	11/2004	Beck	2006/0152487	A1	7/2006	Grunnet-Jepsen
2004/0236453	A1	11/2004	Szoboszlay	2006/0152488	A1	7/2006	Salsman
2004/0239626	A1	12/2004	Noguera	2006/0152489	A1	7/2006	Sweetser
2004/0252109	A1	12/2004	Trent et al.	2006/0178212	A1	8/2006	Penzias
2004/0254020	A1	12/2004	Dragusin	2006/0205507	A1	9/2006	Ho
2004/0259465	A1	12/2004	Wright et al.	2006/0231794	A1	10/2006	Sakaguchi et al.
2004/0259651	A1	12/2004	Storek	2006/0246403	A1	11/2006	Monpouet et al.
2004/0268393	A1	12/2004	Hunleth	2006/0252475	A1	11/2006	Zalewski et al.
2005/0017454	A1	1/2005	Endo et al.	2006/0252477	A1	11/2006	Zalewski et al.
2005/0020369	A1	1/2005	Davis	2006/0256081	A1	11/2006	Zalewski et al.
2005/0032582	A1	2/2005	Mahajan et al.	2006/0258452	A1	11/2006	Hsu
2005/0047621	A1	3/2005	Cranfill	2006/0264258	A1	11/2006	Zalewski et al.
2005/0054457	A1	3/2005	Eyestone	2006/0264260	A1	11/2006	Zalewski et al.
2005/0059488	A1	3/2005	Larsen et al.	2006/0267935	A1	11/2006	Corson
2005/0059503	A1	3/2005	Briggs et al.	2006/0273907	A1	12/2006	Heiman
2005/0060586	A1	3/2005	Burger et al.	2006/0282873	A1	12/2006	Zalewski et al.
2005/0070359	A1	3/2005	Rodriguez et al.	2006/0284842	A1	12/2006	Poltorak
2005/0076161	A1	4/2005	Albanna	2006/0287085	A1	12/2006	Mao
2005/0085298	A1	4/2005	Woolston	2006/0287086	A1	12/2006	Zalewski et al.
2005/0110751	A1	5/2005	Wilson et al.	2006/0287087	A1	12/2006	Zalewski et al.
2005/0116020	A1	6/2005	Smolucha et al.	2007/0015588	A1	1/2007	Matsumoto et al.
2005/0125826	A1	6/2005	Hunleth	2007/0021208	A1	1/2007	Mao et al.
2005/0127868	A1	6/2005	Calhoon et al.	2007/0049374	A1	3/2007	Ikeda et al.
2005/0130739	A1	6/2005	Argentar	2007/0050597	A1	3/2007	Ikeda
2005/0134555	A1	6/2005	Liao	2007/0052177	A1	3/2007	Ikeda et al.
2005/0138851	A1	6/2005	Ingraselino	2007/0060391	A1	3/2007	Ikeda et al.
2005/0156883	A1	7/2005	Wilson et al.	2007/0066394	A1	3/2007	Ikeda et al.
2005/0162389	A1	7/2005	Obermeyer	2007/0072680	A1	3/2007	Ikeda et al.
2005/0164601	A1	7/2005	McEachen et al.	2007/0082720	A1	4/2007	Bradbury et al.
				2007/0087837	A1	4/2007	Bradbury et al.
				2007/0087838	A1	4/2007	Bradbury et al.
				2007/0087839	A1	4/2007	Bradbury et al.
				2007/0091084	A1	4/2007	Ueshima et al.
				2007/0093170	A1	4/2007	Zheng

(56)

References Cited

U.S. PATENT DOCUMENTS

2007/0093291 A1 4/2007 Hulvey
 2007/0093293 A1 4/2007 Osnato
 2007/0100696 A1 5/2007 Illingworth
 2007/0159362 A1 7/2007 Shen
 2007/0173705 A1 7/2007 Teller et al.
 2007/0252815 A1 11/2007 Kuo
 2007/0257884 A1 11/2007 Taira
 2007/0265075 A1 11/2007 Zalewski
 2007/0265076 A1 11/2007 Lin
 2007/0265088 A1 11/2007 Nakada et al.
 2008/0015017 A1 1/2008 Ashida et al.
 2008/0039202 A1 2/2008 Sawano et al.
 2008/0119270 A1 5/2008 Ohta
 2008/0121782 A1 5/2008 Hotelling et al.
 2008/0174550 A1 7/2008 Laurila
 2008/0216765 A1 9/2008 Kates
 2008/0273011 A1 11/2008 Lin
 2008/0278445 A1 11/2008 Sweester
 2009/0009294 A1 1/2009 Kupstas
 2009/0033621 A1 2/2009 Quinn
 2009/0080524 A1 3/2009 Fujisawa et al.
 2009/0137323 A1 5/2009 Fiegenger et al.
 2009/0203446 A1 8/2009 Bradbury et al.
 2009/0215534 A1 8/2009 Wilson et al.
 2009/0273560 A1 11/2009 Kalanithi et al.
 2009/0326851 A1 12/2009 Tanenhaus
 2010/0105475 A1 4/2010 Mikhailov
 2010/0144436 A1 6/2010 Marks et al.
 2010/0289744 A1 11/2010 Cohen
 2011/0081969 A1 4/2011 Ikeda
 2011/0177853 A1 7/2011 Ueshima
 2011/0190052 A1 8/2011 Takeda
 2012/0295699 A1 11/2012 Reiche
 2012/0295703 A1 11/2012 Reiche et al.
 2012/0295704 A1 11/2012 Reiche
 2013/0116051 A1 5/2013 Barney et al.
 2014/0100029 A1 4/2014 Reiche et al.
 2014/0323221 A1 10/2014 Ikeda
 2015/0038229 A1 2/2015 Reiche et al.
 2015/0165316 A1 6/2015 Barney et al.
 2015/0174479 A1 6/2015 Reiche et al.
 2015/0360125 A1 12/2015 Barney et al.
 2016/0067600 A1 3/2016 Barney et al.
 2017/0340961 A1 11/2017 Weston et al.
 2017/0348593 A1 12/2017 Barney et al.
 2017/0361236 A1 12/2017 Barney et al.
 2018/0078853 A1 3/2018 Barney et al.
 2018/0214769 A1 8/2018 Briggs et al.
 2018/0318723 A1 11/2018 Weston

FOREIGN PATENT DOCUMENTS

CN 1338961 3/2002
 CN 1559644 1/2005
 DE 3930581 3/1991
 DE 19701374 7/1997
 DE 19632273 2/1998
 DE 19648487 6/1998
 DE 19814254 10/1998
 DE 19937307 2/2000
 DE 10029173 1/2002
 DE 10219198 11/2003
 EP 0 264 782 A2 4/1988
 EP 0 570 999 12/1988
 EP 0 322 825 A2 7/1989
 EP 0 695 565 A1 2/1996
 EP 0 835 676 4/1998
 EP 0 848 226 6/1998
 EP 0 852 961 7/1998
 EP 1 062 994 12/2000
 EP 1 279 425 1/2003
 EP 1 293 237 3/2003
 EP 0 993 845 12/2005
 FR 2547093 A1 12/1984
 GB 1524334 9/1978

GB 2244546 12/1991
 GB 2284478 6/1995
 GB 2307133 5/1997
 GB 2310481 8/1997
 GB 2316482 2/1998
 GB 2319374 5/1998
 GB 2325558 A 11/1998
 GB 2388418 11/2003
 JP 62-14527 1/1987
 JP 63-174681 7/1988
 JP 63-186687 8/1988
 JP 03-210622 9/1991
 JP 06-050758 2/1994
 JP 6154422 6/1994
 JP 06-198075 7/1994
 JP 6190144 7/1994
 JP H0677387 10/1994
 JP 06-308879 11/1994
 JP 07-028591 1/1995
 JP 07-044315 2/1995
 JP 07-107573 4/1995
 JP 07-115690 5/1995
 JP 07-146123 6/1995
 JP 07-200142 8/1995
 JP 07-211196 A 8/1995
 JP 07-248723 9/1995
 JP 07-262797 10/1995
 JP 07-302148 11/1995
 JP 07-318332 12/1995
 JP 871252 3/1996
 JP 08-095704 4/1996
 JP 08-106352 4/1996
 JP 08-111144 4/1996
 JP 08-114415 5/1996
 JP 08-122070 5/1996
 JP 08-152959 6/1996
 JP 08-191953 7/1996
 JP 08-196742 8/1996
 JP 08-211993 8/1996
 JP 08-221187 8/1996
 JP 08-305355 11/1996
 JP 08-335136 12/1996
 JP 09-034456 2/1997
 JP 09-149915 6/1997
 JP 09-164273 6/1997
 JP 09-225137 9/1997
 JP 09-230997 9/1997
 JP 09-237087 9/1997
 JP 09-274534 10/1997
 JP 09-319510 12/1997
 JP 10-021000 1/1998
 JP 10-033831 2/1998
 JP 10-043349 A 2/1998
 JP 10-099542 4/1998
 JP 10-154038 6/1998
 JP 10-235019 9/1998
 JP 10-254614 9/1998
 JP 11-053994 2/1999
 JP 11-099284 4/1999
 JP 2000-176150 6/2000
 JP 2000-208756 7/2000
 JP 2000-225269 8/2000
 JP 2000-254346 9/2000
 JP 2000-270237 9/2000
 JP 2000-300839 10/2000
 JP 2000-308756 11/2000
 JP 2000-325653 11/2000
 JP 3074434 1/2001
 JP 2001-038052 2/2001
 JP 2001-058484 3/2001
 JP 2001-104643 4/2001
 JP U20009165 4/2001
 JP 2001-175412 6/2001
 JP 3078268 6/2001
 JP 2001-251324 9/2001
 JP 2001-265521 9/2001
 JP 2001-306245 11/2001
 JP 2002-007057 1/2002
 JP 2002-062981 2/2002

(56)

References Cited

FOREIGN PATENT DOCUMENTS		
JP	2002-78969	3/2002
JP	2002-082751	3/2002
JP	2002-091692	3/2002
JP	2002-126375	5/2002
JP	2002-136694	5/2002
JP	2002-153673	5/2002
JP	2002-202843	7/2002
JP	2002-224444	8/2002
JP	2002-232549	8/2002
JP	2002-233665	8/2002
JP	2002-298145	10/2002
JP	2003-053038	2/2003
JP	2003-140823	5/2003
JP	2003-208263	7/2003
JP	2003-236246	8/2003
JP	2003-325974	11/2003
JP	2004-062774	2/2004
JP	2004-313429	11/2004
JP	2004-313492	11/2004
JP	2005-040493	2/2005
JP	2005-063230	3/2005
JP	2006-113019	4/2006
JP	2006-136694	6/2006
JP	2006-216569	8/2006
JP	2007-083024	4/2007
JP	4043702	2/2008
NL	9300171	8/1994
RU	2077358 C1	4/1997
RU	2125853	2/1999
RU	2126161	2/1999
RU	2141738 C1	11/1999
WO	WO 1990/007961	7/1990
WO	WO 1994/002931	3/1994
WO	WO 1995/11730 A1	5/1995
WO	WO 1996/005766	2/1996
WO	WO 1996/013951	5/1996
WO	WO 1996/014115	5/1996
WO	WO 1996/014121	5/1996
WO	WO 1997/009101	3/1997
WO	WO 1997/012337	4/1997
WO	WO 1997/017598	5/1997
WO	WO 1997/020305	6/1997
WO	WO 1997/028864	8/1997
WO	WO 1997/032641	9/1997
WO	WO 1998/011528	3/1998
WO	WO 1998/036400	8/1998
WO	WO 1999/058214	11/1999
WO	WO 2000/033168	6/2000
WO	WO 2000/035345	6/2000
WO	WO 2000/061251 A1	10/2000
WO	WO 2000/063874	10/2000
WO	WO 2000/067863	11/2000
WO	WO 2001/046916 A2	6/2001
WO	WO 2001/087426	11/2001
WO	WO 2001/091042	11/2001
WO	WO 2002/017054	2/2002
WO	WO 2002/034345	5/2002
WO	WO 2002/047013	6/2002
WO	WO 2003/015005	2/2003
WO	WO 2003/043709	5/2003
WO	WO 2003/044743 A2	5/2003
WO	WO 2003/088147	10/2003
WO	WO 2003/107260	12/2003
WO	WO 2004/039055	5/2004
WO	WO 2004/051391	6/2004
WO	WO 2004/087271	10/2004
WO	WO 2006/039339	4/2006
WO	WO 2006/101880	9/2006
WO	WO 2007/058996	5/2007
WO	WO 2007/120880	10/2007

OTHER PUBLICATIONS

Texas Instruments, 23-mm Glass encapsulated Transponder, Reference Guide, Jul. 1996, 22 Pages.*

“HyperScan”, release date Oct. 2006. Source <http://www.giantbomb.com/hyperscan/3045-1-041>.

“Smart Card News Online”, published Oct. 25, 2006, source www.smartcard.co.uk/NOLARCH/2006/October/251006.html.

“Emerald Forest Toys” [online] [retrieved on Sep. 14, 2005], retrieved from Internet <URL:http://www.pathworks.net/print_eft.html>.

“Gatemaster Features”, “Gatemaster Main Screen”, “Gatemaster: So You’re a Computer Geek eh?”, and “Gatemaster Pricing” by Gate Master Management System, internet article, Jul. 9, 1997; <http://web.archive.org/web/19970709135000/www.gatemaster.com/gmfeat.htm> (accessed on Dec. 11, 2008).

“Ollivanders: Makers of Fine Wands.” Dec. 2, 2002. [online] [retrieved on Mar. 30, 2005], Retrieved from Internet (URL:<http://www.cim.mcgill.edu/~jer/courses/hci/assignments/2002/www.ece.mcgill.ca/%7Euryd>).

23-mm Glass Encapsulated Transponder, Reference Guide, Texas Instruments, Jul. 1996, 22 pages.

International Preliminary Examination Report, International App. No. PCT/US00/09482; dated Apr. 24, 2001; 4 pages.

International Search Report and Written Opinion, International App. No. PCT/US04/08912; dated Aug. 26, 2004.

International Search Report and Written Opinion, International App. No. PCT/US05/34831; dated Jul. 2, 2008; 11 pages.

International Search Report and Written Opinion; International Appl. No. PCT/US2006/043915; dated Mar. 9, 2007; 8 pages.

Laser Tag: General info: History of Laser Tag, <http://lasertag.org/general/history.html> (accessed on Mar. 13, 2008; historical dates start on Mar. 1984).

Laser Tag: Laser Tag Branded Gear; last update Sep. 26, 2006, http://home.comcast.net/~ferret1963/Laser_Tag_Brand.HTML (accessed on Mar. 13, 2008; historical dates start in 1986).

Mattern, “State of the Art and Future Trends in Distributed Systems and Ubiquitous Computing”, published on or before Aug. 31, 2000 and printed from URL < <http://www.vs.inf.ethz.ch/publ/papers/DisSysUbiCompReport.pdf> >, 14 pages.

Owl Magic Wand & Owl Magic Orb Raving Toy Maniac, Nov. 19, 2001. [online] [retrieved on Mar. 30, 2005], Retrieved from the Internet (URL:<http://www.toymania.com/news/messages/1358.shtml>).

Tag-it™ Inlays by Texas Instruments, Product Bulletin, Copyright 2000 Texas Instruments Incorporated, Data Sheet May 2000 2 pages.

“Kirby Tilt ‘n’ Tumble 2” <http://www.unseen64.net/2008/04/08/koro-koro-kirby-2-kirby-tilt-n-tumble-2-gc-unreleased/>, Apr. 8, 2008 (accessed on Jul. 29, 2011).

Boulanger et al., “The 1997 Mathews Radio Baton and Improvisation Modes,” Music Synthesis Department, Berklee College of Music (1997).

Complainants’ Petition for Review, dated Sep. 17, 2012.

Complainants’ Response to Commission’s Request for Statements on the Public Interest, dated Oct. 10, 2012.

Complainants’ Response to Respondents’ Petition for Review, dated Sep. 25, 2012.

Creative Kingdoms LLC v. ITC, The United States Court of Appeals for the Federal Circuit, No. 2014-1072, dated Dec. 19, 2014.

Exintaris, et al., “Ollivander’s Magic Wands : HCI Development,” available at <http://www.cim.mcgill.ca/~jer/courses/hci/project/2002/www.ece.mcgill.ca/%257Eurydice/hci/notebook/final/MagicWand.pdf> (2002).

Expert Report of Branimir R. Vojcic, Ph.D. on Behalf of Complainants Creative Kingdoms, LLC and New Kingdoms, LLC, dated Nov. 17, 2011.

Expert Report of Kenneth Holt on Behalf of Respondents Nintendo of America, Inc. and Nintendo Co., Ltd., dated Nov. 3, 2011.

Expert Report of Nathaniel Polish, Ph.D. on Behalf of Respondents Nintendo of America, Inc. and Nintendo Co., Ltd., dated Nov. 3, 2011.

IGN Article—Mad Catz Rumble Rod Controller, Aug. 20, 1999.

(56)

References Cited

OTHER PUBLICATIONS

Initial Determination on Violation of Section 337 and Recommended Determination on Remedy and Bond, dated Aug. 31, 2012.

Marrin, Teresa, "Toward an Understanding of Musical Gesture: Mapping Expressive Intention with the Digital Baton," Masters Thesis, Massachusetts Institute of Technology, Program in Media Arts and Sciences (1996).

Nintendo N64 Controller Pak Instruction Booklet, 1997.

Paradiso, et al., "Musical Applications of Electric Field Sensing", available at http://pubs.media.mit.edu/pubs/papers/96_04_cmj.pdf (1996).

Paradiso, Joseph A., "The Brain Opera Technology: New Instruments and Gestural Sensors for Musical Interaction and Performance" (Nov. 1998) (electronic copy available at http://pubs.media.mit.edu/pubs/papers/98_3_JNMR_Brain_Opera.pdf).

Petition of the Office of Unfair Import Investigations for Review-In-Part of the Final Initial Determination, dated Sep. 17, 2012.

Pre-Hearing Statement of Complainants Creative Kingdoms, LLC and New Kingdoms, LLC, dated Jan. 13, 2012.

Public Version of Commission Opinion from United States International Trade Commission, dated Oct. 28, 2013.

Respondents Nintendo Co., Ltd. and Nintendo of America Inc.'s Contingent Petition for Review of Initial Determination, dated Sep. 17, 2012.

Respondents Nintendo Co., Ltd. and Nintendo of America Inc.'s Objections and Supplemental Responses to Complainants Creative Kingdoms, LLC and New Kingdoms, LLC's Interrogatory Nos. 35, 44, 47, 53, and 78, dated Oct. 13, 2011.

Respondents Nintendo Co., Ltd. and Nintendo of America Inc.'s Response to Complainants' and Staff's Petitions for Review, dated Sep. 25, 2012.

Response of the Office of Unfair Import Investigations to the Petitions for Review, dated Sep. 25, 2012.

Response to Office Action dated Sep. 18, 2009 for U.S. Appl. No. 11/404,844.

Specification of the Bluetooth System—Core v1.0b, Dec. 1, 1999.

Verplaetse, "Inertial Proprioceptive Devices: Self-Motion Sensing Toys and Tools," IBM Systems Journal, vol. 35, Nos. 3&4 (Sep. 1996).

"At-home fishing", <http://www.virtualpet.com/vp/media/fishing/homef.jpg> (accessed on Jan. 14, 2010).

"Coleco Vision: Super Action™ Controller Set," www.vintagecomputing.com/wp-content/images/retroscan/coleco_sac_1_large.jpg. (downloaded from Internet on Sep. 2, 2011; available at <http://www.vintagecomputing.com> on Sep. 4, 2006).

"Controllers—Atari Space Age Joystick," AtariAge: Have You Played Atari Today? www.atariage.com/controller_page.html?SystemID=2600&ControllerID=12, Sep. 1, 2006.

"Controllers—BoosterGrip," AtariAge: Have You Played Atari Today? www.atariage.com/controller_page.html?SystemID=2600&ControllerID=18, (accessed on Jul. 29, 2011; allegedly available as early as Sep. 1, 2006).

"Electronic Plastic: BANDAI—Power Fishing" "Power Fishing Company: BANDAI," 1 page, <http://www.handhelden.com/Bandai/PowerFishing.html>, 1984 (accessed on Jul. 29, 2011).

"Game Controller" Wikipedia, Jan. 5, 2005.

"Get Bass," Videogame by Sega, The International Arcade Museum and the KLOV (accessed at http://www.arcade-museum.com/game_detail.php?game_id=7933 on Jul. 29, 2011).

"Glove-based input interfaces" Cyberglove/Cyberforce, <http://www.angelfire.com/ca7/mellott124/glovel.htm> (accessed on Jul. 29, 2011).

"Harry Potter Magic Spell Challenge," Tiger Electronics, 2001.

"Imp Coexists With Your Mouse," Byte, p. 255, Jan. 1994.

Kirby Tilt 'n' Tumble (GCN-GBA Spaceworld 2001, YouTube Video, uploaded by adonfjv on Sep. 5, 2006 (accessed at <http://www.youtube.com/watch?v=5rLhlwp2iGk> on Sep. 7, 2011; digital video available upon request).

"MEMS enable smart golf clubs," Small Times, Jan. 6, 2005, accessed at <http://dpwsa.electroi.com/index/display/semiconductors->

[article-display/269788/articles/small-times/consumer/2005/01/mems-enable-smart-golf-clubs.html](http://www.thefreelibrary.com/_print/PrintArticle.aspx?id=54621351) on Jul. 29, 2011.

"Miacomet and Interact Announce Agreement to Launch Line of Real Feel™ Sport Controllers", PR Newswire (May 13, 1999), accessed at http://www.thefreelibrary.com/_print/PrintArticle.aspx?id=54621351 on Sep. 7, 2011.

"The N.I.C.E. Project," YouTube video uploaded by evltube on Nov. 20, 2007 (accessed at <http://www.youtube.com/watch?v=ihGXa21qLms> on Sep. 8, 2011; digital video available upon request).

"212 Series Encoders" HT12A/HT12E by HOLTEK—Product Specification, Apr. 2000.

"212 Series of Decoders" HT12D/HT12F by HOLTEK—Product Specification, Nov. 2002.

"ASCII Entertainment releases the Grip," ASCII Entertainment Software—Press News—Coming Soon Magazine, May 1997 (electronic version accessed at http://www.csoon.com/issue25/p_ascii4.htm on Sep. 6, 2011).

"Enchanted Spell-Casting Sorcerers Wand" by Ken Holt as featured on www.inventionconnection.com online advertisement, Dec. 2002.

"Interview with Pat Goschy, the 'Real' Nintendo Wii Inventor," YouTube video uploaded by agbulls on Jan. 14, 2008 (accessed at <http://www.youtube.com/watch?v=oKtZysYGDLE> on Feb. 11, 2011; digital video available upon request).

"Micro Tilt Switch" D6B by Omron® Product Specification, Jan. 2007.

"Nintendo Wii Controller Invented by Americans: Midway Velocity Controller Technology Brief," YouTube Video presentation dated Jun. 28, 2000; uploaded by drjohnieffer on Sep. 8, 2007 (accessed at <http://www.youtube.com/watch?v=wjLhSrSxFNw> on Jun. 30, 2010; digital video available upon request).

"Raise High the 3D Roof Beam: Kids shape these PC games as they go along." by Anne Field, article as featured in Business Week 2001. (Nov. 26, 2001).

"Serial-in Parallel-out Shift Register" SN54/74LS164 by Motorola—Product Specification, Fifth Edition, 1992.

"Sony PS2 Motion Controller 5 years ago (2004)," YouTube Video uploaded by r1oot on Jul. 8, 2009 (accessed at <http://www.youtube.com/watch?v=JbSzmRt7HhQ&feature=related> on Sep. 6, 2011; digital video available upon request).

"The Big Ideas Behind Nintendo's Wii," Business Week, Nov. 16, 2006 (accessed at http://www.businessweek.com/technology/content/nov2006/tc20061116_750580.htm on Aug. 31, 2011).

"The Magic Labs Conjure Wands" as featured on www.magic-lab.com Product Specification, Dec. 2002.

"Tilt Switch" by Fuji & Co. as featured on www.fuji-piezo.com online advertisement, May 2001.

"Toy Wand Manufacturer Selects MEMSIC Sensor: Magic Labs cuts costs with MEMSIC sensor" Press Release by MEMSIC, Inc. as featured on www.memsic.com, May 2002.

"Wii Mailbag," IGN.com, Jan. 26, 2006 (accessed at <http://uk.wii.ign.com/mail/2006-01-26.html> on Aug. 31, 2011).

Acar, et al., "Experimental evaluation and comparative analysis of commercial variable-capacitance MEMS accelerometers," Journal of Micromechanics and Microengineering, vol. 13 (1), pp. 634-645, May 2003.

Achenbach, "Golf's New Measuring Stick," Golfweek, 1 page., Jun. 11, 2005.

ACT LABS, Miacomet Background, Jan. 27, 2001, <http://web.archive.org/web/200101271753/http://www.act-labs.com/realfeel-background.htm>, (accessed on Sep. 7, 2011).

Agard, "Advances in Strapdown Inertial Systems," Agard Lecture Series No. 133, Advisory Group for Aerospace Research and Development, Neuilly-Sur-Seine (France) May 1984.

AirPad Controller Manual, (AirPad Corp. 2000).

Airpad Motion Reflex Controller for Sony Playstation—Physical Product, (AirPad Corp. 2000).

Algrain, "Estimation of 3-D Angular Motion Using Gyroscopes and Linear Accelerometers," IEEE Transactions on Aerospace and Electronic Systems, vol. 27, No. 6, pp. 910-920, Nov. 1991.

Algrain, et al., "Accelerometer Based Line-of-Sight Stabilization Approach for Pointing and Tracking System," Second IEEE Conference on Control Applications, Sep. 13-16, 1993 Vancouver, B.C., pp. 159-163 Sep. 13-16, 1993.

(56)

References Cited

OTHER PUBLICATIONS

- Algrain, et al., "Interlaced Kalman Filtering of 3-D Angular Motion Based on Euler's Nonlinear Equations," IEEE Transactions on Aerospace and Electronic Systems, vol. 30, No. 1, Jan. 1994.
- Allen, et al., "A General Method for Comparing the Expected Performance of Tracing and Motion Capture Systems," {VRST}'05: Proceedings of the ACM Symposium on Virtual Reality Software and Technology, Nov. 7-9, 2005 Monterey, California Nov. 7-9, 2005.
- Allen, et al., "Tracking: Beyond 15 Minutes of Thought," SIGGRAPH 2001 Course 11, Aug. 2001.
- Analog Devices "ADXL202E Low-Cost ± 2 g Dual-Axis Accelerometer with Duty Cycle Output" Data Sheet, Rev. A, Oct. 2000.
- Analog Devices "ADXL330 Small, Low Power, 3-Axis ± 2 g MEMS Accelerometer" Data Sheet, Rev. PrA Oct. 2005.
- Analog Devices "ADXL50 Monolithic Accelerometer with Signal Conditioning" Data Sheet Mar. 1996.
- Analog Devices "ADXRS150 $\pm 150^\circ/s$ Single Chip Yaw Rate Gyro with Signal Conditioning" Data Sheet, Rev. B, Mar. 2004.
- Analog Devices "ADXRS401 $\pm 75^\circ/s$ Single Chip Yaw Rate Gyro with Signal Conditioning" Data Sheet, Rev. O, Jul. 2004.
- Analog Devices "MicroConverter[®], Multichannel 12-Bit ADC with Embedded Flash MCU, ADuC812" Data Sheet (Feb. 2003), available at http://www.analog.com/static/imported-files/data_sheets/ADUC812.pdf.
- Analog Devices, "ADXL150/ADXL250, $\pm 5g$ to $\pm 50g$, Low Noise, Low Power, Single/Dual Axis MEMS[®] Accelerometers," Data Sheet, Rev. 0 (Apr. 1998).
- Ang, et al., "Design and Implementation of Active Error Canceling in Hand-held Microsurgical Instrument," Paper presented at 2001 IEEE/RSJ International Conference on Intelligent Robots and Systems (Oct./Nov. 2001).
- Ang, et al., "Design of All-Accelerometer Inertial Measurement Unit for Tremor Sensing in Hand-held Microsurgical Instrument," Proceedings of the 2003 IEEE International Conference on Robotics & Automation, Sep. 14-19, 2003, Taipei, Taiwan, pp. 1781-1786, Sep. 14-19, 2003.
- Apostolyuk, Vladislav, "Theory and Design of Micromechanical Vibratory Gyroscopes," MEMS/NEMS Handbook, Springer, vol. 1, pp. 173-195 (May 2006).
- Ascension Technology, 6D Bird Class B Installation and Operation Guide, Apr. 30, 2003.
- ASCII, picture of one-handed controller, 2 pages, Feb. 6, 2006.
- Ator, "Image-Velocity Sensing with Parallel-Slit Reticles," Journal of the Optical Society of America, vol. 53, No. 12, pp. 1416-1422, Dec. 1963.
- Azarbayejani, et al, "Real-Time 3-D Tracking of the Human Body," M.I.T. Media Laboratory Perceptual Computing Section Technical Report No. 374, Appears in Proceedings of Image'Com 96, Bordeaux, France, May 1996.
- Azarbayejani, et al., "Visually Controlled Graphics," M.I.T. Media Laboratory Perceptual Computing Section Technical Report No. 374, Appears in IEEE Transactions on Pattern Analysis and Machine Intelligence, vol. 15, No. 6, pp. 602-605, Jun. 1993.
- Azuma et al., "Improving Static and Dynamic Registration in an Optical See-Through HMD," Paper Presented at SIGGRAPH '94 Annual Conference in Orlando, FL, Mar. 1994.
- Azuma, "Predictive Tracking for Augmented Reality," Ph.D. Dissertation, University of North Carolina at Chapel Hill, Department of Computer Science, Feb. 1995.
- Azuma, et al., "A Frequency-Domain Analysis of Head-Motion Prediction," Paper Presented at SIGGRAPH '95 Annual Conference in Los Angeles, CA, Feb. 1995.
- Azuma, et al., "A motion-stabilized outdoor augmented reality system," Proceedings of IEEE Virtual Reality '99, Houston, TX, Mar. 13-17, 1999, pp. 252-259.
- Azuma, et al., "Making Augmented Reality Work Outdoors Requires Hybrid Tracking," Proceedings of the International Workshop on Augmented Reality, San Francisco, CA, Nov. 1, 1998.
- Bachmann et al., "Inertial and Magnetic Posture Tracking for Inserting Humans into Networked Virtual Environments," Virtual Reality Software and Technology archive, Paper Presented at ACM Symposium on Virtual Reality Software and Technology in Banff, Alberta, Canada, Dec. 2000.
- Bachmann et al., "Orientation Tracking for Humans and Robots Using Inertial Sensors" Paper Presented at 199 International Symposium on Computational Intelligence in Robotics & Automation (CIRA '99), Mar. 1999.
- Bachmann, "Inertial and Magnetic Angle Tracking of Limb Segments for Inserting Humans into Synthetic Environments," Dissertation, Naval Postgraduate School, Monterey, CA (Dec. 2000).
- Badler, et al., "Multi-Dimensional Input Techniques and Articulated Figure Positioning by Multiple Constraints," Interactive 3D Graphics, Oct. 1986; pp. 151-169.
- Baker et al., "Active Multimodal Control of a 'Floppy' Telescope Structure," Proc. SPIE vol. 4825, pp. 74-81 (2002).
- Balakrishnan, "The Rockin' Mouse: Integral 3D Manipulation on a Plane," Published in Proceedings of 1997 ACM Conference on Human Factors in Computing Systems (CHI'97), pp. 311-318, Jun. 1997.
- Ballagas, et al., "iStuff: A Physical User Interface Toolkit for Ubiquitous Computer Environments," Paper presented at SIGCHI Conference on Human Factors in Computing Systems, Apr. 2003.
- Baraff, "An Introduction to Physically Based Modeling: Rigid Body Simulation I—Unconstrained Rigid Body Dynamics," SIGGRAPH 97 Course Notes, Robotics Institute, Carnegie Mellon University (Aug. 1997).
- Baudisch, et al., "Soap: a Pointing Device that Works in Mid-air," Proc. UIST'06, Oct. 15-18, 2006, Montreux, Switzerland (Oct. 2006).
- BBN Report No. 7661, "Virtual Environment Technology for Training (VETT)," The Virtual Environment and Teleoperator Research Consortium (VETREC), pp. III-A-27 to III-A-40 (Mar. 1992).
- Behringer, "Improving the Registration Precision by Visual Horizon Silhouette Matching," Paper presented at First IEEE Workshop on Augmented Reality (Feb. 1998).
- Behringer, "Registration for Outdoor Augmented Reality Applications Using Computer Vision Techniques and Hybrid Sensors," Paper presented at IEEE Virtual Reality (VR '99) Conference in Houston, TX (Mar. 1999).
- BEI Gyrochip[™] Model QRS11 Data Sheet, BEI Systron Donner Inertial Division, BEI Technologies, Inc., (Sep. 1998).
- Benbasat, "An Inertial Measurement Unit for User Interfaces," Massachusetts Institute of Technology Masters Thesis, (Sep. 2000).
- Benbasat, et al., "An Inertial Measurement Framework for Gesture Recognition and Applications," Paper Presented at International Gesture Workshop on Gesture and Sign Languages in Human-Computer Interaction (GW '01), London, UK (Sep. 2001).
- Bhatnagar, "Position trackers for Head Mounted Display systems: A survey" (Technical Report), University of North Carolina at Chapel Hill (Mar. 1993).
- Bianchi, "A Tailless Mouse, New cordless Computer Mouse Invented by ArcanaTech," Inc.com, Jun. 1, 1992 (accessed at <http://www.inc.com/magazine/19920601/4115.html> on Jun. 17, 2010).
- Bishop, "The Self-Tracker: A Smart Optical Sensor on Silicon," Ph.D. Dissertation, Univ. of North Carolina at Chapel Hill (1984), 65 pages.
- Bjork, Staffan et al., "Pirates! Using the Physical World as a Game Board," Reportedly presented as part of INTERACT 2001: 8th TC.13 IFIP International Conference on Human-Computer Interaction, Tokyo Japan (Jul. 9-13, 2001).
- Bluffing Your Way in Pokemon, Oct. 14, 2002, 7 pages.
- Bona, et al., "Optimum Reset of Ship's Inertial Navigation System," IEEE Transactions on Aerospace and Electronic Systems, Abstract only (1965) (accessed at <http://oai.dtic.mil/oai/oai?verb=getRecord&metadataPrefix=html&identifier=AD0908193> on Jun. 17, 2010).
- Borenstein, et al., "Where am I? Sensors and Methods for Mobile Robot Positioning" (Apr. 1996).
- Borovoy, R. , et al., "Things that Blink: Computationally Augmented Name Tags," IBM Systems Journal, vol. 35, Nos. 3 & 4, 1996; pp. 488-495 (May 1996).

(56)

References Cited

OTHER PUBLICATIONS

- Borovoy, Richard et al., "Groupware: Nametags That Tell About Relationships," *Chi* 98, Apr. 1998, pp. 329-330.
- Boser, "3-Axis Accelerometer with Differential Sense Electronics," Berkeley Sensor & Actuator Center, available at <http://www.eecs.berkeley.edu/about/boser/pdf/3axis.pdf> (Feb. 1997).
- Boser, "Accelerometer Design Example: Analog Devices XL-05/5," Berkeley Sensor & Actuator Center, available at <http://www.eecs.berkeley.edu/about/boser/pdf/x105.pdf> (1996).
- Bowman, et al., "An Introduction to 3-D User Interface Design," *MIT Presence*, vol. 10, No. 1, pp. 96-108 (Feb. 2001).
- Briefs, (New & Improved), (Brief Article), *PC Magazine*, Oct. 26, 1993.
- Britton et al., "Making Nested Rotations Convenient for the User," *SIGGRAPH '78 Proceedings of the 5th Annual Conference on Computer Graphics and Interactive Techniques*, vol. 12, Issue 3, pp. 222-227 (Aug. 1978).
- Britton, "A Methodology for the Ergonomic Design of Interactive Computer Graphic Systems, and its Application to Crystallography" Ph.D. Dissertation, University of North Carolina at Chapel Hill, Dept. of Computer Science (1977).
- Brownell, Richard, Review: Peripheral-GameCube-G3 Wireless Controller, *gamesarefun.com*, Jul. 13, 2003 (accessed at <http://www.gamesarefun.com/gamesdb/perireview.php?perireviewid=1> on Jul. 29, 2011).
- Buchanan, Levi: "Happy Birthday, Rumble Pak," *IGN.com*, Apr. 3, 2008 (accessed at <http://retro.ign.com/articles/864/864231p1.html> on Jul. 29, 2011).
- Business Wire, "Feature/Virtual reality glasses that interface to Sega channel, Time Warner, TCI; project announced concurrent with COMDEX," Nov. 14, 1994 (accessed at http://findarticles.com/p/articles/mi_m0EIN/is_1994_Nov_14/ai_15923497/?tag=content;coll on Jul. 7, 2010).
- Business Wire, "Free-space 'Tilt' Game Controller for Sony Playstation Uses Scenix Chip; SX Series IC Processes Spatial Data in Real Time for On-Screen," Dec. 6, 1999 (accessed at http://findarticles.com/p/articles/mi_m0EIN/is_1999_Dec_6/ai_58042965/?tag=content;coll on Jul. 7, 2010).
- Business Wire, "Logitech Magellan 3D Controller," Apr. 14, 1997 (accessed at http://www.thefreelibrary.com/_/print/PrintArticle.aspx?id=19306114 on Feb. 10, 2011).
- Business Wire, "Mind Path Introduces GYROPOINT RF Wireless Remote," Jan. 27, 2000 (accessed at <http://www.allbusiness.com/company-activities-management/operations-office/6381880-1.html> on Jun. 17, 2010).
- Business Wire, "Pegasus' Wireless PenCell Writes on Thin Air with ART's Handwriting Recognition Solutions," *Business Editors/High Tech Writers Telecom Israel 2000 Hall 29, Booth 19-20*, Nov. 7, 2000 (accessed at <http://www.highbeam.com/doc/1G1-66658008.html> on Jun. 17, 2010).
- Business Wire, "RPI ships low-cost pro HMD Plus 3D Mouse and VR PC graphics card system for CES," Jan. 9, 1995 (accessed at <http://www.highbeam.com/doc/1G1-16009561.html> on Jun. 17, 2010).
- Business Wire, "InterSense Inc. Launches InertiaCube2—The World's Smallest Precision Orientation Sensor with Serial Interface," Aug. 14, 2001 (accessed at <http://www.highbeam.com/doc/1G1-77183067.html/print> on Sep. 7, 2011).
- Buxton et al., "A Study in Two-Handed Input," *Proceedings of CHI '86*, pp. 321-326 (1986) (accessed at <http://www.billbuxton.com/2hands.html> on Jul. 29, 2011).
- Buxton, Bill, "A Directory of Sources for Input Technologies" (last updated Apr. 19, 2001), <http://web.archive.org/web/20010604004849/http://www.billbuxton.com/InputSources.html> (accessed on Sep. 8, 2011).
- Buxton, Bill, "Human input/output devices," in M. Katz (ed.), *Technology Forecast: 1995*, Menlo Park, CA: Price Waterhouse World Firm Technology Center, pp. 49-65 (Sep. 1994).
- Canaday, "R67-26 The Lincoln Wand," *IEEE Transactions on Electronic Computers*, vol. EC-16, No. 2, p. 240 (Apr. 1967) (downloaded from IEEE Xplore on Jul. 7, 2010).
- Caruso, "Application of Magnetoresistive Sensors in Navigation Systems," *Sensors and Actuators*, SAE SP-1220, pp. 15-21 (Feb. 1997); text of article accessed at <http://www.ssec.honeywell.com/position-sensors/datasheets/sae.pdf>.
- Caruso, "Applications of Magnetic Sensors for Low Cost Compass Systems," Honeywell, SSEC, Paper presented at IEEE 2000 Position Location and Navigation Symposium (Mar. 2000), accessed at <http://www.ssec.honeywell.com/magnetic/datasheets/lowcost.pdf>.
- Caruso, et al., "A New Perspective on Magnetic Field Sensing," *Sensors Magazine*, Dec. 1, 1998 (accessed at <http://www.sensorsmag.com/sensors/electric-magnetic/a-new-perspective-magnetic-field-sensing-855> on Jun. 17, 2010).
- Caruso, et al., "Vehicle Detection and Compass Applications using AMR Magnetic Sensors", Paper presented at 1999 Sensors Expo in Baltimore, Maryland (May 1999), available at <http://masters.donntu.edu.ua/2007/kita/gerus/library/amr.pdf>.
- Chatfield, "Fundamentals of High Accuracy Inertial Navigation," vol. 174 *Progress in Astronautics and Aeronautics*, American Institute of Aeronautics and Astronautics, Inc. (1997).
- Cheng, "Direct interaction with Large-Scale Display Systems using Infrared Laser Tracking Devices," Paper presented at Australasian Symposium on Information Visualisation, Adelaide, Australia (Jan. 2003).
- Cheok, et al., "Micro-Accelerometer Based Hardware Interfaces for Wearable Computer Mixed Reality Applications," 6th International Symposium on Wearable Computers (ISWC'02), 8 pages.
- Cho, et al., "Magic Wand: A Hand-Drawn Gesture Input Device in 3-D Space with Inertial Sensors," *Proceedings of the 9th Intl Workshop on Frontiers in Handwriting Recognition (IWFHR-9 2004)*, IEEE (Aug. 2004).
- Clark, James H., "Designing Surfaces in 3-D," *Graphics and Image Processing-Communications of the ACM*, Aug. 1976; vol. 19; No. 8; pp. 454-460.
- Clark, James H., "Three Dimensional Man Machine Interaction," *Siggraph '76*, Jul. 14-16 Philadelphia, Pennsylvania, 1 page.
- CNET News.com, "Nintendo Wii Swings Into Action," May 25, 2006 (accessed at http://news.cnet.com/2300-1043_3-6070295-4.html on Aug. 5, 2011).
- Cooke, et al., "NPSNET: Flight simulation dynamic modeling using quaternions," *Presence*, vol. 1, No. 4, pp. 404-420, (Jan. 25, 1994).
- Crecente, Brian, "Motion Gaming Gains Momentum," *kotaku.com*, Sep. 17, 2010 (accessed at <http://kotaku.com/5640867/motion-gaming-gains-momentum> on Aug. 31, 2011).
- Cruz-Neira, et al., "Scientists in Wonderland: A Report on Visualization Applications in the CAVE Virtual Reality Environment," 1993 IEEE.
- CSIDC Winners—"Tablet-PC Classroom System Wins Design Competition," *IEEE Computer Society Press*, vol. 36, Issue 8, pp. 15-18, IEEE Computer Society, Aug. 2003.
- Cutrone, "Hot products: Gyration GyroPoint Desk, GyroPoint Pro gyroscope-controlled wired and wireless mice," *Results from the Comdex Show Floor, Computer Reseller News*, Dec. 4, 1995 (accessed from LexisNexis research database on Feb. 17, 2011; see pp. 8 and 9 of reference submitted herewith).
- Deering, Michael F., "HoloSketch A Virtual Reality Sketching Animation Tool," *ACM Transactions on Computer-Human Interaction*, Sep. 1995; vol. 2, No. 3; pp. 220-238.
- Deruyck, et al., "An Electromagnetic Position Sensor," *Polhemus Navigation Sciences, Inc.*, Burlington, VT (Nov. 1973) (Abstract from DTIC Online).
- Dichtburn, "Camera in Direct3D" *Toymaker* (Feb. 6, 2005), <http://web.archive.org/web/20050206032104/http://toymaker.info/games/html/camera.html> (accessed on Jul. 29, 2011).
- Digital ID Cards the next generation of 'smart' cards will have more than a one-track mind. *Wall Street Journal*, Jun. 25, 2001.
- Donelson, et al., "Spatial Management of Information", *Proceedings of 1978 ACM SIGGRAPH Conference in Atlanta, Georgia*, pp. 203-209 (Aug. 1977).
- Druin et al., *Robots: Exploring New Technologies for Learning for Kids*; 2000; Chapter One: To Mindstorms and Beyond; 27 pages (Jun. 2000).
- Drzymala, Robert E., et al., "A Feasibility Study Using a Stereo-Optical Camera System to Verify Gamma Knife Treatment Spec-

(56)

References Cited

OTHER PUBLICATIONS

- fication," Proceedings of 22nd Annual EMBS International Conference, Jul. 2000; pp. 1486-1489.
- Durlach, et al., "Virtual Reality: Scientific and Technological Challenges," National Academy Press (1995).
- Emura, et al., "Sensor Fusion based Measurement of Human Head Motion," 3rd IEEE International Workshop on Robot and Human Communication (Jul. 1994).
- Ewalt, David M., "Nintendo's Wii is a Revolution," Review, Forbes.com, Nov. 13, 2006 (accessed at http://www.forbes.com/2006/11/13/wii-review-ps3-tech-media-cx_de_1113wii.html on Jul. 29, 2011).
- Ferrin, "Survey of Helmet Tracking Technologies," Proc. SPIE vol. 1456, p. 86-94 (Apr. 1991).
- Fielder, Lauren "E3 2001: Nintendo unleashes GameCube software, a new Miyamoto game, and more," GameSpot, May 16, 2001 (accessed at http://www.gamespot.com/news/2761390/e3-2001-nintendo-unleashes-gamecube-software-a-new-miyamoto-game-and-more?tag=gallery_summary%3Bstory on Jul. 29, 2011).
- U.S. Appl. No. 09/520,148, filed Mar. 7, 2000 by Miriam Mawle.
- Foremski, T., "Remote Control Mouse Aims at Interactive TV" Electronics Weekly, Mar. 9, 1994.
- Foxlin, "Head-tracking Relative to a Moving Vehicle or Simulator Platform Using Differential Inertial Sensors," Proceedings of Helmet and Head-Mounted Displays V, SPIE vol. 4021, AeroSense Symposium, Orlando, FL, Apr. 24-25, 2000 (2000).
- Foxlin, "Inertial Head Tracker Sensor Fusion by a Complementary Separate-bias Kalman Filter," Proceedings of the IEEE 1996 Virtual Reality Annual International Symposium, pp. 185-194, 267 (Mar./Apr. 3, 1996).
- Foxlin, "Generalized architecture for simultaneous localization, auto-calibration, and map-building," IEEE/RSJ Conf. on Intelligent Robots and Systems (IROS 2002), Oct. 2-4, 2002, Lausanne, Switzerland (Oct. 2002).
- Foxlin, "Motion Tracking Requirements and Technologies," Chapter 8, from Handbook of Virtual Environment Technology, Kay Stanney, Ed., Lawrence Erlbaum Associates (Jan. 2002) (extended draft version available for download at <http://www.intersense.com/pages/44/119/>).
- Foxlin, "Pedestrian Tracking with Shoe-Mounted Inertial Sensors," IEEE Computer Graphics and Applications, vol. 25, No. 6, pp. 38-46, (Nov./Dec. 2005).
- Foxlin, et al., "An Inertial Head-Orientation Tracker with Automatic Drift Compensation for Use with HMD's," Proceedings of the 1994 Virtual Reality Software and Technology Conference, Aug. 23-26, 1994, Singapore, pp. 159-173 (1994).
- Foxlin, et al., "Constellation™: A Wide-Range Wireless Motion-Tracking System for Augmented Reality and Virtual Set Applications," ACM SIGGRAPH 98, Orlando, Florida, Jul. 19-24, 1998 (1998).
- Foxlin, et al., "Miniature 6-DOF Inertial System for Tracking HMDs," SPIE vol. 3362, Helmet and Head-Mounted Displays III, AeroSense 98, Orlando, FL, Apr. 13-14, 1998 (1998).
- Foxlin, et al., "WearTrack: A Self-Referenced Head and Hand Tracker for Wearable Computers and Portable VR," Proceedings of International Symposium on Wearable Computers (ISWC 2000), Oct. 16-18, 2000, Atlanta, GA (2000).
- Foxlin, et al., "FlightTracker: A Novel Optical/Inertial Tracker for Cockpit Enhanced Vision, Symposium on Mixed and Augmented Reality," Proceedings of the 3rd IEEE/ACM International Symposium on Mixed and Augmented Reality (ISMAR 2004), Nov. 2-5, 2004, Washington, D.C. (2004).
- Foxlin, et al., "Miniaturization, Calibration & Accuracy Evaluation of a Hybrid Self-Tracker," IEEE/ACM International Symposium on Mixed and Augmented Reality (ISMAR 2003), Oct. 7-10, 2003, Tokyo, Japan (2003).
- Foxlin, et al., "VIS-Tracker: A Wearable Vision-Inertial Self-Tracker," IEEE VR2003, Mar. 22-26, 2003, Los Angeles, CA (2003).
- Frankle, "E3 2002: Roll O Rama," Roll-o-Rama GameCube Preview at IGN, May 23, 2002 (accessed at <http://cube.ign.com/articles/360/360662p1.html> on Sep. 7, 2011).
- Friedmann, et al., "Device Synchronization Using an Optimal Linear Filter," SI3D'92: Proceedings of the 1992 symposium on Interactive 3D graphics, pp. 57-62 (Mar./Apr. 1992).
- Friedmann, et al., "Synchronization in virtual realities," M.I.T. Media Lab Vision and Modeling Group Technical Report No. 157, Jan. 1991 to appear in Presence, vol. 1, No. 1, MIT Press, Cambridge, MA (1991).
- FrontSide Field Test, "Get This!" Golf Magazine, Jun. 2005, p. 36.
- Fuchs, Eric, "Inertial Head-Tracking," MS Thesis, Massachusetts Institute of Technology, Dept. of Electrical Engineering and Computer Science (Sep. 1993).
- Furniss, Maureen, "Motion Capture," posted at http://web.mit.edu/m-i-t/articles/index_furniss.html on Dec. 19, 1999; paper presented at the Media in Transition Conference at MIT on Oct. 8, 1999 (accessed on Sep. 8, 2011).
- gamecubicle.com News Article, Nintendo WaveBird Controller, http://www.gamecubicle.com/news-Nintendo_gamecube_wavebird_controller.htm, May 14, 2002 (accessed on Aug. 5, 2011).
- Geen, et al., "New MEMS® Angular-Rate-Sensing Gyroscope," Analog Dialogue 37-03, pp. 1-3 (2003).
- Gelmis, J., "Ready to Play, The Future Way," Buffalo News, Jul. 23, 1996 (accessed from LexisNexis research database on Sep. 6, 2011).
- Grimm, et al., "Real-Time Hybrid Pose Estimation from Vision and Inertial Data," Proceedings of the First Canadian Conference on Computer and Robot Vision (CRV'04), IEEE Computer Society (Apr. 2004).
- Gyration Ultra Cordless Optical Mouse, Setting Up Ultra Mouse, Gyration Quick Start Card part No. DL-00071-0001 Rev. A. Gyration, Inc., Jun. 2003.
- Gyration Ultra Cordless Optical Mouse, User Manual, Gyration, Inc., Saratoga, CA (2003).
- Gyration, "Gyration MicroGyro 100 Developer Kit Data Sheet," <http://web.archive.org/web/19980708122611/www.gyration.com/html/devkit.html> (Jul. 1998).
- Gyration, Inc., GyroRemote GP240-01 Professional Series (Sep. 2003).
- Harada, et al., "Portable Absolute Orientation Estimation Device with Wireless Network Under Accelerated Situation" Proceedings of the 2004 IEEE International Conference on Robotics & Automation, New Orleans, LA, Apr. 2004, pp. 1412-1417 (Apr. 2004).
- Harada, et al., "Portable orientation estimation device based on accelerometers, magnetometers and gyroscope sensors for sensor network," Proceedings of IEEE International Conference on Multisensor Fusion and Integration for Intelligent Systems (MFI 2003), pp. 191-196, (Aug. 2003).
- Haykin, et al., "Adaptive Tracking of Linear Time-Variant Systems by Extended RLS Algorithms, IEEE Transactions on Signal Processing," vol. 45, No. 5, pp. 1118-1128 (May 1997).
- Heath, "Virtual Reality Resource Guide AI Expert," v9 n5 p32(14) (May 1994) (accessed at <http://ftp.hitl.washington.edu/scivw-ftp/commercial/VR-Resource-Guide.txt> on Jun. 17, 2010).
- HiBall-3100—"Wide-Area, High-Precision Tracker and 3D Digitizer," www.3rdtech.com/HiBall.htm (accessed on Jul. 29, 2011).
- Hinckley, "Synchronous Gestures for Multiple Persons and Computers," Paper presented at ACM UIST 2003 Symposium on User Interface Software & Technology in Vancouver, BC, Canada (Nov. 2003).
- Hinckley, et al., "A Survey of Design Issues in Spatial Input," Paper presented at 7th Annual ACM Symposium on User Interface Software and Technology (Nov. 1994).
- Hinckley, et al., "Sensing Techniques for Mobile Interaction," Proceedings of the 13th Annual ACM Symposium on User Interface Software and Technology (ACM UIST), San Diego, CA, (Nov. 2000).
- Hinckley, et al., "The VideoMouse: A Camera-Based Multi-Degree-of-Freedom Input Device" ACM UIST'99 Symposium on User Interface Software & Technology, CHI Letters vol. 1 No. 1, pp. 103-112 (Sep. 1999).

(56)

References Cited

OTHER PUBLICATIONS

- Hinckley, Ken, "Haptic Issues for Virtual Manipulation," Ph.D. Dissertation University of Virginia, Dept. of Computer Science (Jan. 1997).
- Hind, Nicholas, "Cosmos: A composition for Live Electronic Instruments Controlled by the Radio Baton and Computer Keyboard (Radio Baton and Magic Glove)," A Final Project Submitted to the Department of Music of Stanford University in Partial Fulfillment of the Requirements for the Degree of Doctor Musical Arts/UMI Microform 9837187, Jan. 1998.
- Hoffman, Hunter G., "Physically Touching Virtual Objects Using Tactile Augmentation Enhances the Realism of Virtual Environments," IEEE Virtual Reality Annual International Symposium '98, Atlanta, Georgia, Mar. 14-18, 1998, 5 pages (Mar. 1998).
- Hogue, Andrew, "MARVIN: A Mobile Automatic Realtime visual and Inertial tracking system," Master's Thesis, York University (May 2003), available at <http://www.cse.yorku.ca/~hogue/marvin.pdf>.
- Holden, Maureen K. et al., "Use of Virtual Environments in Motor Learning and Rehabilitation," Department of Brain and Cognitive Sciences, Handbook of Virtual Environments: Design, Implementation, and Applications, Chap. 49, pp. 999-1026, Stanney (ed), Lawrence Erlbaum Associates (Jan. 2002).
- Holloway, Richard Lee, "Registration Errors in Augmented Reality Systems," Ph.D. Dissertation, University of North Carolina at Chapel Hill, Dept. of Computer Science (1995).
- Immersion CyberGlove product, Immersion Corporation, <http://www.cyberglovesystems.com> (Jul. 2001).
- Immersion, "Immersion Ships New Wireless CyberGlove(R) II Hand Motion-Capture Glove; Animators, Designers, and Researchers Gain Enhanced Efficiency and Realism for Animation, Digital Prototyping and Virtual Reality Projects," Business Wire, Dec. 7, 2005 (available at <http://ir.immersion.com/releasedetail.cfm?releaseid=181278>).
- Interfax Press Release, "Tsinghua Tongfang Releases Unique Peripheral Hardware for 3D Gaming," Apr. 2002, 1 page. (Apr. 2002).
- Intersense, "InterSense InertiaCube2 Devices," (Specification) (image) (2001).
- Intersense, "InterSense InertiaCube2 Manual for Serial Port Model" (2001).
- Intersense, "IS-900 Product Technology Brief," <http://www.intersense.com/uploadedFiles/Products/White.sub.--Papers/IS900-.sub.--Tech.sub.--Overview.sub.--Enhanced.pdf> (1999).
- Intersense, "InterSense Inc., The New Standard in Motion Tracking," Mar. 27, 2004, <http://web.archive.org/web/200404040500550Z/http://intersense.com> (accessed on May 19, 2009).
- Intersense, "InterSense Mobile Mixed Reality Demonstration," YouTube Video dated Oct. 2006 on opening screen; uploaded by InterSense Inc. on Mar. 14, 2008 (accessed at http://www.youtube.com/watch?v=daVdzGK0nUE&feature=channel_page on Sep. 8, 2011; digital video available upon request).
- Intersense, "IS-900 Precision Motion Trackers," Jun. 14, 2002, <http://web.archive.org/web/20020614110352/http://www.isense.com/products/prec/is900/> (accessed on Sep. 8, 2011).
- Intersense, Inc., "Comparison of Intersense IS-900 System and Optical Systems," Whitepaper, Jul. 12, 2004., available at <http://www.jazdtech.com/techdirect/research/InterSense-Inc.htm?contentSetId=60032939&supplierId=60018705>.
- Jacob, "Human-Computer Interaction—Input Devices," ACM Computing Surveys, vol. 28, No. 1, pp. 177-179 (Mar. 1996); link to text of article provided at <http://www.cs.tufts.edu/~jacob/papers/>.
- Jakubowski, et al., "Increasing Effectiveness of Human Hand Tremor Separation Process by Using Higher-Order Statistics," Measurement Science Review, vol. 1, No. 1 (2001).
- Ji, H. "Study on the Infrared Remote-Control Lamp-Gesture Device," Yingyong Jiguang/Applied Laser Technology, v. 17, n. 5, p. 225-227, Language: Chinese-Abstract only, Oct. 1997.
- Jiang, "Capacitive position-sensing interface for micromachined inertial sensors," Dissertation at Univ. of Cal. Berkeley, 2003.
- Ju, et al., "The Challenges of Designing a User Interface for Consumer Interactive Television Consumer Electronics Digest of Technical Papers.," IEEE 1994 International Conference on Volume , Issue , Jun. 21-23, 1994 pp. 114-115 (Jun. 1994) (downloaded from IEEE Xplore on Jul. 13, 2010).
- Keir, et al., "Gesture-recognition with Nonreferenced Tracking," IEEE Symposium on 3D User Interfaces, pp. 151-158, Mar. 25-26, 2006.
- Kennedy, P.J. "Hand-held Data Input Device," IBM Technical Disclosure Bulletin, vol. 26, No. 11, pp. 5826-5827, Apr. 1984.
- Kessler, et al., "The Simple Virtual Environment Library: an Extensible Framework for Building VE Applications," Presence, MIT Press vol. 9, No. 2. pp. 187-208 (Apr. 2000).
- Kindratenko, "A Comparison of the Accuracy of an Electromagnetic and a Hybrid Ultrasound-Inertia Position Tracking System," MIT Presence, vol. 10, No. 6, pp. 657-663, Dec. 2001.
- Klein et al., "Tightly Integrated Sensor Fusion for Robust Visual Tracking," British Machine Vision Computing, vol. 22, No. 10, pp. 769-776, Feb. 2004.
- Kohlhase, "NASA Report, The Voyager Neptune travel guide," Jet Propulsion Laboratory Publication 89-24, (Jun. 1989).
- Kormos, D.W., et al., "Intraoperative, Real-Time 3-D Digitizer for Neurosurgical Treatment and Planning," IEEE (Feb. 1993) (Abstract only).
- Kosak, Dave, "Mind-Numbing New Interface Technologies," Gamespy.com, Feb. 1, 2005 (accessed at <http://www.gamespy.com/articles/584/584744p1.html> on Aug. 31, 2011).
- Krumm et al., "How a Smart Environment can Use Perception," Paper presented at UBICOMP 2001 Workshop on Perception for Ubiquitous Computing (2001).
- Kuipers, Jack B., "SPASYN—An Electromagnetic Relative Position and Orientation Tracking System," IEEE Transactions on Instrumentation and Measurement, vol. 29, No. 4, pp. 462-466 (Dec. 1980).
- Kunz, Andreas M. et al., "Design and Construction of a New Haptic Interface," Proceedings of DETC '00, ASME 2000 Design Engineering Technical Conferences and Computers and Information in Engineering Conference, Baltimore, Maryland, Sep. 10-13, 2000.
- La Scala, et al., "Design of an Extended Kalman Filter Frequency Tracker," IEEE Transactions on Signal Processing, vol. 44, No. 3 (Mar. 1996).
- Larimer et al., "VEWL: A Framework for building a Windowing Interface in a Virtual Environment," in Proc. of IFIP TC13 Int. Conf. on Human-Computer Interaction. Interact'2003 (Zürich, http://people.os.vt.edu/~bowman/papers/VEWL_final.pdf, 2003).
- Laughlin, et al., "Inertial Angular Rate Sensors: Theory and Applications," SENSORS Magazine Oct. 1992.
- Lee, et al., "Innovative Estimation Method with Measurement Likelihood for all—Accelerometer Type Inertial Navigation System," IEEE Transactions on Aerospace and Electronic Systems, vol. 38, No. 1, Jan. 2002.
- Lee, et al., "Tilta-Pointer: the Free-Space Pointing Device," Princeton COS 436 Project (Fall 2004); retrieved from Google's cache of <http://www.milyehuang.com/cos436/project/specs.html> on May 27, 2011.
- Lee, et al., "Two-Dimensional Position Detection System with MEMS Accelerometer for Mouse Applications," Design Automation Conference, 2001, Proceedings, 2001 pp. 852-857, Jun. 2001.
- Leganchuk, et al., "Manual and Cognitive Benefits of Two-Handed Input: An Experimental Study," ACM Transactions on Computer-Human Interaction, vol. 5, No. 4, pp. 326-259, Dec. 1998.
- Leonard, "Computer Pointer Controls 3D Images in Free Space," Electronic Design, pp. 160, 162, 165, Nov. 1991.
- Liang, et al., "On Temporal-Spatial Realism in the Virtual Reality Environment," ACM 1991 Symposium on User Interface Software and Technology (Nov. 1991).
- Link, "Field-Qualified Silicon Accelerometers from 1 Milli g to 200,000 g," Sensors, Mar. 1993.
- Liu, et al., "Enhanced Fisher Linear Discriminant Models for Face Recognition," Paper presented at 14th International Conference on Pattern Recognition (ICPR'98), Queensland, Australia (Aug. 1998).

(56)

References Cited

OTHER PUBLICATIONS

- Lobo, et al., "Vision and Inertial Sensor Cooperation Using Gravity as a Vertical Reference," *IEEE Trans. on Pattern Analysis and Machine Intelligence*, vol. 25, No. 12, pp. 1597-1608, Dec. 2003.
- Logitech, "Logitech Tracker—Virtual Reality Motion Tracker," downloaded from <http://www.vrealities.com/logitech.html> on Jun. 18, 2010.
- Logitech, Inc. "3D Mouse & Head Tracker Technical Reference Manual," Nov. 1992.
- Logitech's WingMan Cordless RumblePad Sets PC Gamers Free, Press Release, Sep. 2, 2001 (accessed at <http://www.logitech.com/en-us/172/1373> on Aug. 5, 2011).
- Louderback, J. "Nintendo Wii", *Reviews by PC Magazine*, Nov. 13, 2006 (accessed at <http://www.pcmag.com/article/print/193909> on Sep. 8, 2011).
- Luethi, P. et al., "Low Cost Inertial Navigation System" (2000); downloaded from <http://www.electronic-engineering.ch/study/ins/ins.html> on Jun. 18, 2010.
- Luinge, "Inertial sensing of human movement," Thesis, University of Twente, Twente University Press, (Oct. 2002).
- Luinge, et al., "Estimation of orientation with gyroscopes and accelerometers," *Proceedings of the First Joint BMES/EMBS Conference*, 1999, vol. 2, p. 844 (Oct. 1999).
- MacKenzie, et al., "A two-ball mouse affords three degrees of freedom," *Extended Abstracts of the CHI '97 Conference on Human Factors in Computing Systems*, pp. 303-304. New York: ACM (Oct. 1997).
- MacKinlay, "Rapid Controlled Movement Through a Virtual 3D Workspace," *ACM SIGGRAPH Computer Graphics archive*, vol. 24, No. 4, pp. 171-176 (Aug. 1990).
- MacLean, "Designing with Haptic Feedback", Paper presented at *IEEE Robotics and Automation (ICRA '2000) Conference in San Francisco, CA*, Apr. 22-28, 2000.
- Maggioni, C., "A novel gestural input device for virtual reality," *IEEE Virtual Reality Annual International Symposium (Cat. No. 93CH3336-5)*, 118-24, Jan. 1993.
- Marks, Richard (Jan. 21, 2004) (Windows Media v7). *EyeToy: A New Interface for Interactive Entertainment*, Stanford University (accessed at <http://lang.stanford.edu/courses/ee380/2003-2004/040121-ee380-100.wmv> on Sep. 7, 2011; digital video available upon request).
- Marrin, "Possibilities for the Digital Baton as a General Purpose Gestural Interface," *Late-Breaking/Short Talks*, Paper presented at *CHI 97 Conference in Atlanta Georgia*, Mar. 22-27, 1997 (accessed at <http://www.sigchi.org/chi97/proceedings/short-talk/tm.htm> on Aug. 5, 2011).
- Marrin, Teresa et al., "The Digital Baton: A Versatile Performance Instrument," Paper presented at *International Computer Music Conference, Thessaloniki, Greece* (Sep. 1997) (text of paper available at <http://quod.lib.umich.edu/cgi/p/pod/dod-idx?c=icmc;idno=bbp2372.1997.083>).
- Marti, et al., "Biopsy navigator: a smart haptic interface for interventional radiological gestures" *Proceedings of the Computer Assisted Radiology and Surgery (CARS 2003) Conference, International Congress Series*, vol. 1256, pp. 788-793 (Jun. 2003) (e-copy of text of paper available at <http://infoscience.epfl.ch/record/29966/files/CARS03-GM.pdf>).
- Masliyah, "Measuring the Allocation of Control in 6 Degree of Freedom Docking Experiment," Paper presented at *SIGCHI Conference on Human Factors in Computing Systems*, The Hague, Netherlands (Apr. 2000).
- Maybeck, "Stochastic Models, Estimation and Control," vol. 1, Chapter 1, Introduction (1979).
- Merians, et al., "Virtual Reality—Augmented Rehabilitation for Patients Following Stroke," *Physical Therapy*, vol. 82, No. 9, Sep. 2002.
- Merrill, "FlexiGesture: A sensor-rich real-time adaptive gesture and affordance learning platform for electronic music control," Thesis, Massachusetts Institute of Technology, Jun. 2004.
- Meyer, et al., "A Survey of Position Tracker," *MIT Presence*, vol. 1, No. 2, pp. 173-200, (Nov. 1992).
- Miller, Paul, "Exclusive shots of Goschy's prototype 'Wiimote' controllers," *Engadget*, Jan. 15, 2008 (accessed at <http://www.engadget.com/2008/01/15/exclusive-shots-of-goschys-prototype-wiimote-controllers/> on Aug. 31, 2011).
- Miller, Ross, "Joystiq interview: Patrick Goschy talks about Midway, tells us he 'made the Wii'," *Joystiq.com*, Jan. 16, 2008 (accessed at <http://www.joystiq.com/2008/01/16/joystiq-interview-patrick-goschy-talks-about-midway-tells-us-h/> on Aug. 31, 2011).
- Mizell, "Using Gravity to Estimate Accelerometer Orientation," *Proceedings of the Seventh IEEE International Symposium on Wearable Computers (ISWC'03)*, IEEE Computer Society (Oct. 2003).
- Morgan, C., "Still chained to the overhead projector instead of the podium," (TV Interactive Corp's LaserMouse Remote Pro infrared mouse) (clipboard) (brief article) (product announcement) *Government Computer News*, Jun. 13, 1994.
- Morris, "Accelerometry—a technique for the measurement of human body movements," *J Biomechanics* vol. 6, pp. 729-736 (Nov. 1973).
- Moser, "Low Budget Inertial Navigation Platform (2000)," www.tmoser.ch/typo3/11.0.html (accessed on Jul. 29, 2011).
- Mulder, "Human movement tracking technology," Technical Report, NSERC Hand Centered Studies of Human Movement project, available through anonymous ftp in fas.sfu.ca/pub/cs/graphics/vmi/HMTT.pub.ps.Z, Burnaby, B.C, Canada: Simon Fraser University (Jul. 1994).
- Myers, et al., "Interacting at a Distance: Measuring the Performance of Laser Pointers and Other Devices," *CHI 2002*, Apr. 2002.
- Naimark, et al., "Encoded LED System for Optical Trackers," Paper presented at *Fourth IEEE and ACM International Symposium on Mixed and Augmented Reality (ISMAR 2005)*, Oct. 5-8, 2005, Vienna Austria (2005) (electronic version of text of paper available for download at <http://www.intersense.com/pages/44/129/>).
- Naimark, et al., "Circular Data Matrix Fiducial System and Robust Image Processing for a Wearable Vision-Inertial Self-Tracker," *IEEE International Symposium on Mixed and Augmented Reality (ISMAR 2002)*, Darmstadt, Germany (Sep./Oct. 2002).
- Navarrette, et al., "Eigenspace-based Recognition of Faces: Comparisons and a new Approach," Paper Presented at *11th International Conference on Image Analysis and Processing* (Sep. 2001).
- New Strait Times Press Release, "Microsoft's New Titles," Mar. 1998, 1 page.
- News Article, "New Game Controllers Using Analog Devices' G-Force Tilt to be Featured at E3", Norwood, MA (May 10, 1999) (accessed at http://www.thefreelibrary.com/_/print/PrintArticle.aspx?id=54592268 on Jun. 17, 2010).
- Nintendo Tilt Controller Ad, *Electronic Gaming Monthly*, 1994, 1 page.
- Nintendo, *Game Boy Advance SP System Instruction Booklet* (2003).
- Nintendo, *Nintendo Game Boy Advance System Instruction Booklet* (2001-2003).
- Nintendo, *Nintendo Game Boy Advance Wireless Adapter*, Sep. 26, 2003.
- Nintendo Feature: *History of Pokémon Part 2 1998-1999; Crossing the Pacific, Pokémon style*, Posted by Tom East—*Official Nintendo Magazine*, May 17, 2009.
- Nishiyama, "A Nonlinear Filter for Estimating a Sinusoidal Signal and its Parameters in White Noise: On the Case of a Single Sinusoid," *IEEE Transactions on Signal Processing*, vol. 45, No. 4, pp. 970-981 (Apr. 1997).
- Nishiyama, "Robust Estimation of a Single Complex Sinusoid in White Noise-H ∞ Filtering Approach," *IEEE Transactions on Signal Processing*, vol. 47, No. 10, pp. 2853-2856 (Oct. 1999).
- Odell, "An Optical Pointer for Infrared Remote Controllers," (1995) (downloaded from *IEEE Xplore* on Jul. 7, 2010).
- Ojeda, et al., "No GPS? No Problem!" *University of Michigan Develops Award-Winning Personal Dead-Reckoning (PDR) System for Walking Users*, available at http://www.engin.umich.edu/research/mrl/urpr/In_Press/P135.pdf, (2004 or later).

(56)

References Cited

OTHER PUBLICATIONS

- Omelyan, "On the numerical integration of motion for rigid polyatomics: The modified quaternion approach" *Computers in Physics*, vol. 12 No. 1, pp. 97-103 (Jan./Feb. 1998).
- Ovaska, "Angular Acceleration Measurement: A Review," Paper presented at IEEE Instrumentation and Measurement Technology Conference, St. Paul, MN, May 18-21, 1998 (1998).
- Pai, et al., "The Tango: A Tangible Tangoreceptive Whole-Hand Interface," Paper presented at Joint Eurohaptics and IEEE Symposium on Haptic Interfaces for Virtual Environment and Teleoperator Systems, Pisa, Italy, Mar. 18-20, 2005 (2005).
- Pajama Sam: No Need to Hide When It's Dark Outside Infogrames, Sep. 6, 2002.
- Paley, W. Bradford, "Interaction in 3D Graphics," *SIGGRAPH Computer Graphics Newsletter*, col. 32, No. 4 (Nov. 1998) (accessed at <http://www.siggraph.org/publications/newsletter/v32n4/contributions/paley.html> on Aug. 2, 2011).
- Paradiso, et al., "Interactive Therapy with Instrumented Footwear," CHI 2004, Apr. 24-29, 2004, Vienna, Austria.
- Park, Adaptive control strategies for MEMS gyroscopes (Dissertation), Univ. Cal. Berkley (Dec. 2000).
- PC World, "The 20 Most Innovative Products of the Year," Dec. 27, 2006 (accessed at <http://www.pcworld.com/printable/article/id,128176/printable.html> on Aug. 2, 2011).
- PCTracker, Technical Overview, available at http://www.est-kl.com/fileadmin/media/pdf/InterSense/PCTracker_Tech_Overview.pdf (date unknown).
- Perry, Simon, "Nintendo to Launch Wireless Game Boy Adaptor," *Digital Lifestyles*, <http://digital-lifestyles.info/2003/09/26/Nintendo-to-launch-wireless-game-boy-adaptod>, Sep. 26, 2003 (accessed on Jul. 29, 2011).
- Phillips, "Forward/Up Directional Incompatibilities During Cursor Placement Within Graphical User Interfaces," *Ergonomics*, vol. 48, No. 6, May 15, 2005.
- Phillips, "LPC2104/2105/2106, Single-chip 32-bit microcontrollers; 128 kB ISP/IAP Flash with 64 kB/32 kB/16 kB RAM," 32 pages, Dec. 22, 2004.
- Phillips, "TECHWATCH: On the Right Track: A unique optical tracking system gives users greater freedom to explore virtual worlds," *Computer Graphics World*, vol. 23, Issue 4 (Apr. 2000).
- Pierce, et al., "Image Plane Interaction Techniques in 3D Immersive Environments," Paper presented at 1997 symposium on Interactive 3D graphics, Providence, RI (Apr. 1997).
- Pilcher, "AirMouse Remote Controls," *IEEE Conference on Consumer Electronics* (Jun. 1992).
- Pique, "Semantics of Interactive Rotations," *Interactive 3D Graphics, Proceedings of the 1986 workshop on Interactive 3D graphics*, pp. 259-269 (Oct. 1986).
- Piyabongkarn, "The Development of a MEMS Gyroscope for Absolute Angle Measurement," Dissertation, Univ. Minnesota, Nov. 2004 (Abstract only).
- Polhemus, "Polhemus 3Space Fastrak devices" (image) (2001).
- Poison Enterprises Research Services, <http://www.virtualpet.com/vp/media/fishing/fishing.htm>, "Fishing Games: The Evolution of Virtual Fishing Games and related Video Games/Computer Games," 15 pages, 2003.
- PowerGlove product Program Guide, Mattel, 1989 (Text of Program Guide provided from http://hiwaay.net/~lkseitz/cvtg/power_glove.shtml; the text was typed in by Lee K. Sietz; document created Aug. 25, 1988; accessed on Aug. 2, 2011).
- PR Newswire, "Five New Retailers to Carry Gyration's Gyropoint Point and Gyropoint Pro," Jul. 8, 1996 (accessed at http://www.thefreelibrary.com/_/print/PrintArticle.aspx?id=54592268 on Jun. 18, 2010).
- PR Newswire, "Three-Axis MEMS-based Accelerometer From STMicroelectronics Targets Handheld Terminals," Feb. 18, 2003 (accessed at http://www.thefreelibrary.com/_/print/PrintArticle.aspx?id=54592268 on Aug. 3, 2011).
- Pryor, et al., "A Reusable Software Architecture for Manual Controller Integration," *IEEE Conf. on Robotics and Automation*, Univ of Texas, pp. 3583-3588 (Apr. 1997).
- Raab, et al., "Magnetic Position and Orientation Tracking System," *IEEE Transactions on Aerospace and Electronic Systems*, vol. AES-15, No. 5, pp. 709-718 (Sep. 1979).
- Radica Legends of the Lake™ Instruction Manual (2003).
- Rebo, et al., "Helmet-Mounted Virtual Environment Display System," *Proc. SPIE* vol. 1116, pp. 80-84, Sep. 1989.
- Regan, "Smart Golf Clubs," baltimoresun.com, Jun. 17, 2005.
- Rekimoto, "Tilting Operations for Small Screen Interfaces," Tech Note presented at 9th Annual ACM Symposium on User Interface Software and Technology (UIST'96) (Nov. 1996) (electronic copy available for download at <http://www.sonycl.co.jp/person/rekimoto/papers/uist96.pdf>).
- Resnick, et al., "Digital Manipulatives: New Toys to Think With," *CHI 98*, Apr. 1998; pp. 281-287.
- Response filed May 3, 2010 to Office Action dated Feb. 5, 2010 for U.S. Appl. No. 12/222,787, filed Aug. 15, 2008, now U.S. Pat. No. 7,774,155 (including Rule 1.132 Declaration by Steve Mayer).
- Reunert, "Fiber-Optic Gyroscopes: Principles and Applications," *SENSORS*, Aug. 1993, pp. 37-38.
- Ribo, et al., "Hybrid Tracking for Outdoor Augmented Reality Applications," *IEEE Computer Graphics and Applications*, vol. 22, No. 6, pp. 54-63, Nov./Dec. 2002.
- Riviere, et al., "Adaptive Canceling of Physiological Tremor for Improved Precision in Microsurgery," *IEEE Transactions on Biomedical Engineering*, vol. 45, No. 7, pp. 839-846 (Jul. 1998).
- Roberts, "The Lincoln Wand," 1966 Proceedings of the Fall Joint Computer Conference (1966), available for electronic download at <http://www.computer.org/portal/web/csdl/doi/10.1109/AFIPS.1966.105>.
- Robinette, et al., "Implementation of Flying, Scaling, and Grabbing in Virtual Worlds," *ACM Symposium* (Jun. 1992).
- Robinette, et al., "The Visual Display Transformation for Virtual Reality," University of North Carolina at Chapel Hill (Sep. 1994).
- Roetenberg, "Inertial and magnetic sensing of human motion," Thesis, University of Twente (May 2006).
- Roetenberg, et al., "Inertial and Magnetic Sensing of Human Movement Near Ferromagnetic Materials," Paper presented at Second IEEE and ACM International Symposium on Mixed and Augmented Reality, Mar. 2003 (electronic copy available at <http://www.xsens.com/images/stories/PDF/Inertial%20and%20magnetic%20sensing%20of%20human%20movement%20near%20ferromagnetic%20materials.pdf>).
- Rolland, et al., "A Survey of Tracking Technology for Virtual Environments," University of Central Florida, Center for Research and Education in Optics Lasers (CREOL) (Jan. 2001).
- Romer, Kay et al., *Smart Playing Cards: A Ubiquitous Computing Game*, Personal and Ubiquitous Computing, Dec. 2002, vol. 6, Issue 5-6, pp. 371-377, London, England.
- Rothman, Wilson, "Unearthed: Nintendo's Pre-Wiimote Prototype," gizmodo.com, Aug. 29, 2007 (accessed at <http://gizmodo.com/gadgets/exclusive/unearthed-nintendo-2001-prototype-motion+sensing-one+headed-controller-by-gyration-294642.php> on Aug. 31, 2011).
- Rothman, Wilson, "Wii-mote Prototype Designer Speaks Out, Shares Sketchbook," [Gizmodo.com](http://gizmodo.com), Aug. 30, 2007 (accessed at <http://gizmodo.com/gadgets/exclusive/wii+mote-prototype-designer-speaks-out-shares-sketchbook-295276.php> on Aug. 31, 2011).
- RPI Entertainment Pods Improve Virtual Experience, *Computer Business Review*, Jan. 17, 1995.
- Sakai, et al., "Optical Spatial Filter Sensor for Ground Speed," *Optical Review*, vol. 2, No. 1, pp. 65-67 (Jan. 1995).
- Santiago, Alves, "Extended Kalman filtering applied to a full accelerometer strapdown inertial measurement unit," M.S. Thesis, Massachusetts Institute of Technology, Dept. of Aeronautics and Astronautics, Santiago (Sep. 1992).
- Satterfield, Shane, "E3 2002: Nintendo announces new GameCube games," [GameSpot](http://www.gamespot.com), <http://www.gamespot.com/gamecube/action/rollorama/news/2866974/e3-2002-nintendo-announces-new-gamecube-games>, May 21, 2002 (accessed on Aug. 11, 2011).

(56)

References Cited

OTHER PUBLICATIONS

- Sawada, et al., "A Wearable Attitude—Measurement System Using a Fiberoptic Gyroscope," MIT Presence, vol. 11, No. 2, pp. 109-118, Apr. 2002.
- Saxena, et al., "In Use Parameter Estimation of Inertial Sensors by Detecting Multilevel Quasi-Static States," Berlin: Springer-Verlag, pp. 595-601 (2005).
- Sayed, "A Framework for State-Space Estimation with Uncertain Models," IEEE Transactions on Automatic Control, vol. 46, No. 7, Jul. 2001.
- Schofield, Jack, et al., Games reviews, "Coming up for airpad," The Guardian (Feb. 3, 2000) (accessed at <http://www.guardian.co.uk/technology/2000/feb/03/online-supplement5/print> on Jun. 18, 2010).
- Sega/Sports Sciences, Inc., "Batter Up, It's a Hit," Instruction Manual, Optional Equipment Manual (1994).
- Sega/Sports Sciences, Inc., "Batter Up, It's a Hit," Photos of baseball bat (1994).
- Selecttech Airmouse, "Mighty Mouse", Electronics Today International, p. 11 (Sep. 1990).
- Shoemake, Ken, "Quaternions," available online at <http://campar.in.tum.de/twiki/pub/Chair/DwarfTutorial/quatut.pdf> (date unknown).
- Skiens, Mike, "Nintendo Announces Wireless GBA Link", Bloomberg, Sep. 25, 2003 (accessed at <http://www.nintendoworldreport.com/news/9011>).
- Smartswing, "SmartSwing: Intelligent Golf Clubs that Build a Better Swing," <http://web.archive.org/web/20040728221951/http://www.smartswinggolf.com/> (accessed on Sep. 8, 2011).
- Smartswing, "The SmartSwing Learning System Overview," Apr. 26, 2004, <http://web.archive.org/web/2004426215355/http://www.smartswinggolf.com/tls/index.html> (accessed on Jul. 29, 2011).
- Smartswing, "The SmartSwing Learning System: How it Works," 3 pages, Apr. 26, 2004, http://web.archive.org/web/20040426213631/http://www.smartswinggolf.com/tls/how_it_works.html (accessed on Jul. 29, 2011).
- Smartswing, "The SmartSwing Product Technical Product: Technical Information," Apr. 26, 2004, http://web.archive.org/web/20040426174854/http://www.smartswinggolf.com/products/technical_info.html (accessed on Jul. 29, 2011).
- Smartswing, Training Aid, Austin, Texas, Apr. 2005.
- Sorenson, et al., "The Minnesota Scanner: A Prototype Sensor for Three-Dimensional Tracking of Moving Body Segments," IEEE Transactions on Robotics and Animation, vol. 5, No. 4 (Aug. 1989).
- Star Wars Action Figure with CommTech Chip by Hasbro (1999).
- Star Wars Episode 1 CommTech Reader Instruction Manual (1998).
- Stovall, "Basic Inertial Navigation," NAWCWPNS TM 8128, Navigation and Data Link Section, Systems Integration Branch (Sep. 1997).
- Sulic, "Logitech Wingman Cordless Rumblepad Review," Gear Review at IGN, Jan. 14, 2002 (accessed at <http://gear.ign.com/articles/317/317472p1.html> on Aug. 1, 2011).
- Sutherland, "A Head-Mounted Three Dimensional Display," Paper presented at AFIPS '68 Fall Joint Computer Conference, Dec. 9-11, 1968, (1968); electronic paper available at www.cise.ufl.edu/~lok/teaching/dcvf05/papers/sutherland-headmount.pdf.
- Sutherland, Ivan E., "Sketchpad: A Man-Machine Graphical Communication System," Proceedings of the AFIPS Spring Joint Computer Conference, Detroit, Michigan, May 21-23, 1963, pp. 329-346 (source provided is reprinting of text accessed at <http://www.guidebookgallery.org/articles/sketchpadamanmachinegraphicalcommunicationsystem> on Sep. 8, 2011).
- Tech Designers Rethink Toys: Make Them Fun Wall Street Journal, Dec. 17, 2001.
- Templeman, James N., "Virtual Locomotion: Walking in Place through Virtual Environments," Presence, vol. 8, No. 6, pp. 598-617, Dec. 1999.
- Timmer, "Modeling Noisy Time Series: Physiological Tremor," International Journal of Bifurcation and Chaos, vol. 8, No. 7 (1998).
- Timmer, et al., "Characteristics of Hand Tremor Time Series," Biological Cybernetics, vol. 70, No. 1, pp. 75-80 (May 1993).
- Timmer, et al., "Cross-Spectral Analysis of Tremor Time Series," International Journal of Bifurcation and Chaos, vol. 10, No. 11 pp. 2595-2610 (Nov. 2000); electronic text available at http://www.fdmold.uni-freiburg.de/groups/timeseries/tremor/pubs/cs_review.pdf.
- Timmer, et al., "Pathological Tremors: Deterministic Chaos or Nonlinear Stochastic Oscillators?" Chaos, vol. 10, No. 1 pp. 278-288 (Mar. 2000).
- Timmer, et al., Cross-Spectral Analysis of Physiological Tremor and Muscle Activity: II Application to Synchronized Electromyogram, Biological Cybernetics, vol. 78 (Jun. 1998) (copy provided obtained from <http://arxiv.org/abs/chao-dyn/9805012>).
- Titterton, et al., "Strapdown Inertial Navigation Technology," Peter Peregrinus Ltd., pp. 1-56 and pp. 292-321 (May 1997).
- Toy Designers Use Technology in New Ways as Sector Matures, WSJ.com, Dec. 17, 2001.
- Traq 3D, "Healthcare," <http://www.traq3d.com/Healthcare/Healthcare.aspx> (accessed on Jan. 21, 2010).
- Ulanoff, Lance, "Nintendo's Wii is the Best Product Ever," PC Magazine, Jun. 21, 2007 (accessed at http://www.pcmag.com/print_article2/0,1217,a=210070,00.asp?hidPrint=true on Aug. 1, 2011).
- UNC Computer Science Department, "News & Notes from Sitterson Hall," UNC Computer Science, Department Newsletter, Issue 24, Spring 1999 (Apr. 1999) (accessed at <http://www.cs.unc.edu/NewsAndNotes/Issue24/> on Jun. 18, 2010).
- Urban, "BAA 96-37 Proposer Information," DARPA/ETO (1996) (accessed at [http://www.fbodaily.com/cbd/archive/1996/08\(August\)/19-Aug-1996/Aso1001.htm](http://www.fbodaily.com/cbd/archive/1996/08(August)/19-Aug-1996/Aso1001.htm) on Jul. 27, 2010).
- US Dynamics Corp, "Spinning Mass Mechanical Gyroscopes," Aug. 2006.
- US Dynamics Corp, "The Concept of 'Rate', (more particularly, angular rate pertaining to rate gyroscopes) (rate gyro explanation)," Aug. 2006.
- US Dynamics Corp, "US Dynamics Model 475 Series Rate Gyroscope Technical Brief," Dec. 2005.
- US Dynamics Corp, "US Dynamics Rate Gyroscope Interface Brief (rate gyro IO)" Aug. 2006.
- Van Den Bogaard, Thesis, "Using linear filters for real-time smoothing of rotational data in virtual reality application," dated Aug. 2, 2004, available at <http://www.science.uva.nl/research/ias/alumni/m.sc.theses/theses/RobvandenBogaard.pdf>.
- Van Laerhoven et al., "Using an Autonomous Cube for Basic Navigation and Input," Proceedings of the 5th International Conference on Multimodal interfaces, Vancouver, British Columbia, Canada, pp. 203-210, Nov. 5-7, 2003.
- Van Rheeden, et al., "Noise Effects on Centroid Tracker Aim Point Estimation," IEEE Trans. on Aerospace and Electronic Systems, vol. 24, No. 2, pp. 177-185 (Mar. 1988).
- Vaz, et al., "An Adaptive Estimation of Periodic Signals Using a Fourier Linear Combiner," IEEE Transactions on Signal Processing, vol. 42, No. 1, pp. 1-10 (Jan. 1994).
- Verplaetse, "Inertial-Optical Motion-Estimating Camera for Electronic Cinematography," Master's Thesis, MIT, Media Arts and Sciences (Jun. 1997).
- Villoria, Gerald, "Hands on Roll-O-Rama Game Cube," Game Spot, http://www.gamespot.com/gamecube/action/rollorama/news.html?sid=2868421&com_act=convert&om_clk=newsfeatures&tag=newsfeatures;title:1&m, May 29, 2002 (accessed on Jul. 29, 2011).
- Virtual Fishing, Operational Manual, 2 pages, Tiger Electronics, Inc. (1998).
- Vorozcovs, et al., "The Hedgehog: A Novel Optical Tracking Method for Spatially Immersive Displays," MIT Presence, vol. 15, No. 1, pp. 108-121, Feb. 2006.
- VTI, Mindflux-VTI CyberTouch, <http://www.mindflux.com/au/products/vti/cybertouch.html> (1996).
- Wang, et al., "Tracking a Head-Mounted Display in a Room-Sized Environment with Head-Mounted Cameras," Paper presented at SPIE 1990 Technical Symposium on Optical Engineering and Photonics in Aerospace Sensing (Apr. 1990).
- Ward, et al., "A Demonstrated Optical Tracker With Scalable Work Area for Head-Mounted Display Systems," Paper presented at 1992 Symposium on Interactive 3D Graphics (Mar. 1992).

(56)

References Cited

OTHER PUBLICATIONS

Watt, Alan, 3D Computer Graphics, Chapter 1: "Mathematical fundamentals of computer graphics," 3rd ed. Addison-Wesley, pp. 1-26 (Dec. 2000).

Welch, "Hawkeye Zooms in on Mac Screens with Wireless Infrared Penlight Pointer," MacWeek, May 3, 1993 (excerpt of article accessed at <http://www.accessmylibrary.com/article/print/1G1-13785387> on Jun. 18, 2010).

Welch, et al., "High-Performance Wide-Area Optical Tracking: The HiBall Tracking System," MIT Presence: Teleoperators & Virtual Environments (Feb. 2001).

Welch, et al., "SCAAT: Incremental Tracking with Incomplete Information," Paper presented at SIGGRAPH 97 Conference on Computer Graphics and Interactive Techniques (Aug. 1997), available at <http://www.cs.unc.edu/~welch/media/pdf/scaat.pdf>.

Welch, et al., "The HiBall Tracker: High-Performance Wide-Area Tracking for Virtual and Augmented Environments," Paper presented at 1999 Symposium on Virtual Reality Software and Technology in London, Dec. 20-22, 1999, available at http://www.cs.unc.edu/~welch/media/pdf/VRST99_HiBall.pdf.

Welch, et al., "Complementary Tracking and Two-Handed Interaction for Remote 3D Medical Consultation with a PDA," Paper presented at Trends and Issues in Tracking for Virtual Environments Workshop at IEEE Virtual Reality 2007 Conference (Mar. 2007), available at http://www.cs.unc.edu/~welch/media/pdf/Welch2007_TwoHanded.pdf.

Welch, et al., "Motion Tracking: No Silver Bullet, but a Respectable Arsenal," IEEE Computer Graphics and Applications, vol. 22, No. 6, pp. 24-38 (Nov./Dec. 2002), available at http://www.cs.unc.edu/~tracker/media/pdf/cga02_welch_tracking.pdf.

Welch, Hybrid Self-Tracker: An Inertial/Optical Hybrid Three-Dimensional Tracking System, University of North Carolina Chapel Hill Department of Computer Science, TR 95-048 (1995).

Widrow, et al., "Fundamental Relations Between the LMS Algorithm and the DFT," IEEE Transactions on Circuits and Systems, vol. CAS-34, No. 7 (Jul. 1987).

Wiley, M., "Nintendo Wavebird Review," Jun. 11, 2002, <http://gear.ign.com/articles/361/361933p1.html> (accessed on Aug. 1, 2011).

Williams, et al., "Physical Presence: Palettes in Virtual Spaces," Society of Photo-Optical Instrumentation Engineers (SPIE) Conference Series, vol. 3639, No. 374-384 (May 1999), available at http://www.fakespacelabs.com/papers/3639_46_LOCAL.pdf.

Williams, et al., "Implementation and Evaluation of a Haptic Playback System," vol. 3, No. 3, Haptics-e, May 2004.

Williams, et al., "The Virtual Haptic Back Project," presented at the IMAGE 2003 Conference, Scottsdale, Arizona, Jul. 14-18, 2003.

Wilson, "Wireless User Interface Devices for Connected Intelligent Environments," <http://research.microsoft.com/en-us/um/people/awilson/publications/old/ubicomp%202003.pdf> (Oct. 2003).

Wilson, "WorldCursor: Pointing in Intelligent Environments with the World Cursor," <http://www.acm.org/uist/archive/adjunct/2003/pdf/demos/d4-wilson.pdf> (2003).

Wilson, "XWand: UI for Intelligent Environments," <http://research.microsoft.com/en-us/um/people/awilson/wand/default.htm>, Apr. 2004.

Wilson, et al., "Demonstration of the Xwand Interface for Intelligent Spaces," UIST '02 Companion, pp. 37-38 (Oct. 2002).

Wilson, et al., "Gesture Recognition Using the Xwand," http://www.ri.cmu.edu/pub_files/pub4/wilson_daniel_h_2004_1/wilson_daniel_h_2004_1.pdf (Apr. 2004).

Wilson, et al., "Xwand: UI for Intelligent Spaces," Paper presented at CHI 2003 Conference, Ft. Lauderdale, FL, Apr. 5-10, 2003, available at <http://research.microsoft.com/en-us/um/people/awilson/publications/WilsonCHI2003/CHI%202003%20XWand.pdf> (2003).

Wired Glove, Wikipedia article, 4 pages, http://en.wikipedia.org/wiki/Wired_glove, Nov. 18, 2010.

Wormell, "Unified Camera, Content and Talent Tracking in Digital Television and Movie Production," Presented at NAB 2000, Las Vegas, NV, Apr. 8-13, 2000 (available for download at <http://www.intersense.com/pages/44/116/>) (2003).

Wormell, et al., "Advancements in 3D Interactive Devices for Virtual Environments," Presented at the Joint International Immersive Projection Technologies (IPT)/Eurographics Workshop on Virtual Environments (EGVE) 2003 Workshop, Zurich, Switzerland, May 22-23, 2003 (available for download at <http://www.intersense.com/pages/44/123/>) (2003).

Worringham, et al., "Directional Stimulus-Response Compatibility: A Test of Three Alternative Principles," Ergonomics, vol. 41, Issue 6, pp. 864-880 (Jun. 1998).

Yang, et al., "Implementation and Evaluation of 'Just Follow Me': An Immersive, VR-Based, Motion-Training System," MIT Presence: Teleoperators and Virtual Environments, vol. 11, No. 3, at 304-23 (MIT Press), Jun. 2002.

You et al., "Hybrid Inertial and Vision Tracking for Augmented Reality Registration," <http://graphics.usc.edu/cgit/pdf/papers/Vr1999.PDF> (Mar. 1999).

You et al., "Orientation Tracking for Outdoor Augmented Reality Registration," IEEE Computer Graphics and Applications, IEEE, vol. 19, No. 6, pp. 36-42 (Nov. 1999).

Youngblut, et al., "Review of Virtual Environment Interface Technology," Institute for Defense Analyses (Mar. 1996).

Yun, et al., "Recent Developments in Silicon Microaccelerometers," SENSORS, 9(10) University of California at Berkeley, Oct. 1992.

Zhai, "Human Performance in Six Degree of Freedom Input Control," Ph.D. Thesis, University of Toronto (1995).

Zhai, "User Performance in Relation to 3D Input Device Design," Computer Graphics 32(4), pp. 50-54, Nov. 1998; text downloaded from <http://www.almaden.ibm.com/u/zhai/papers/siggraph/final.html> on Aug. 1, 2011.

Zhou, et al., "A survey—Human Movement Tracking and Stroke Rehabilitation," Technical Report: CSM-420, ISSN 1744-8050, Dept. of Computer Sciences, University of Essex, UK, Dec. 8, 2004.

Zhu et al., "A Real-Time Articulated Human Motion Tracking Using Tri-Axis Inertial/Magnetic Sensors Package," IEEE Transactions on Neural Systems and Rehabilitation Engineering, vol. 12, No. 2, Jun. 2004.

Zowie Playsets, <http://www.piernot.com/proj/zowie/> (accessed on Jul. 29, 2011).

* cited by examiner

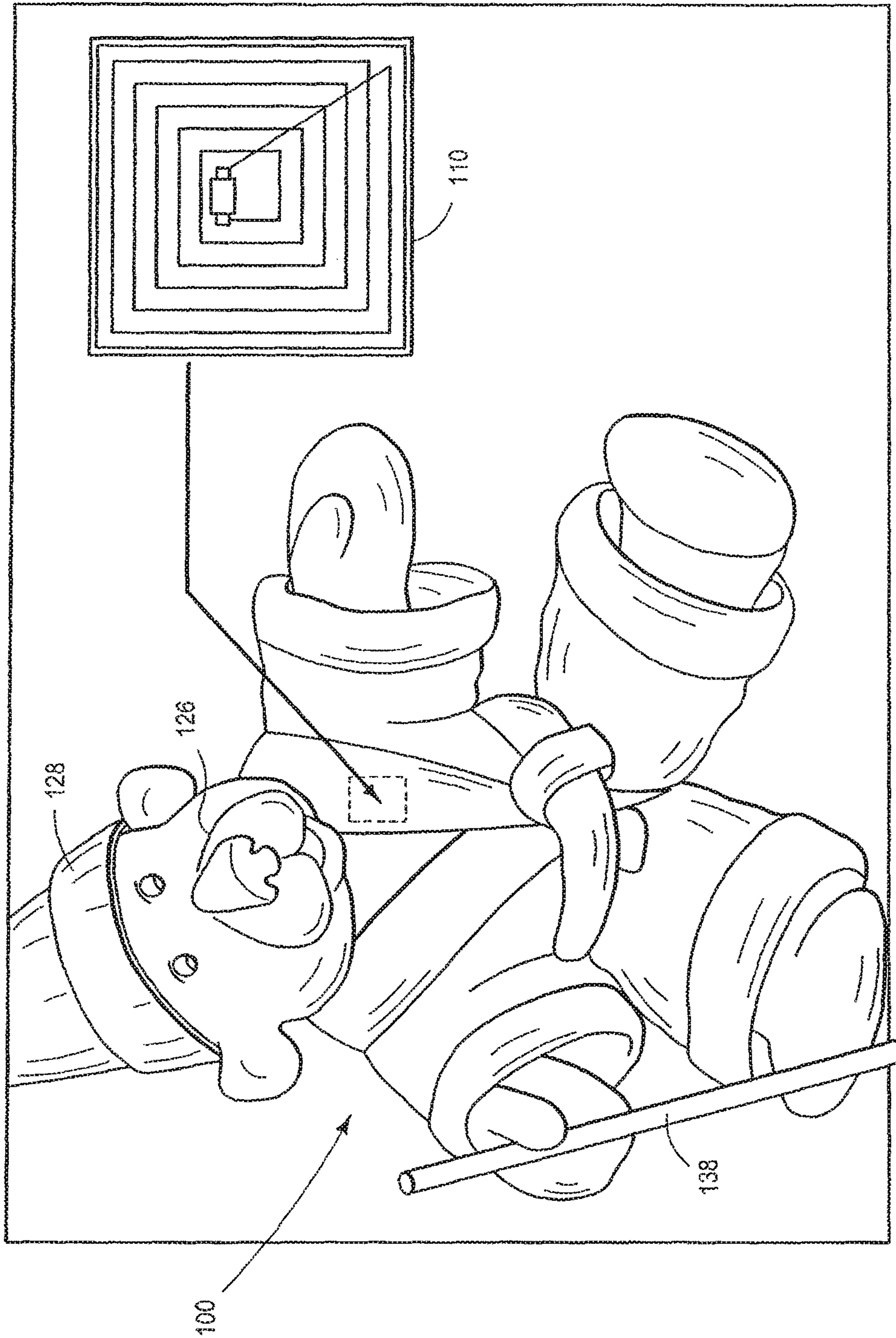


FIG. 1

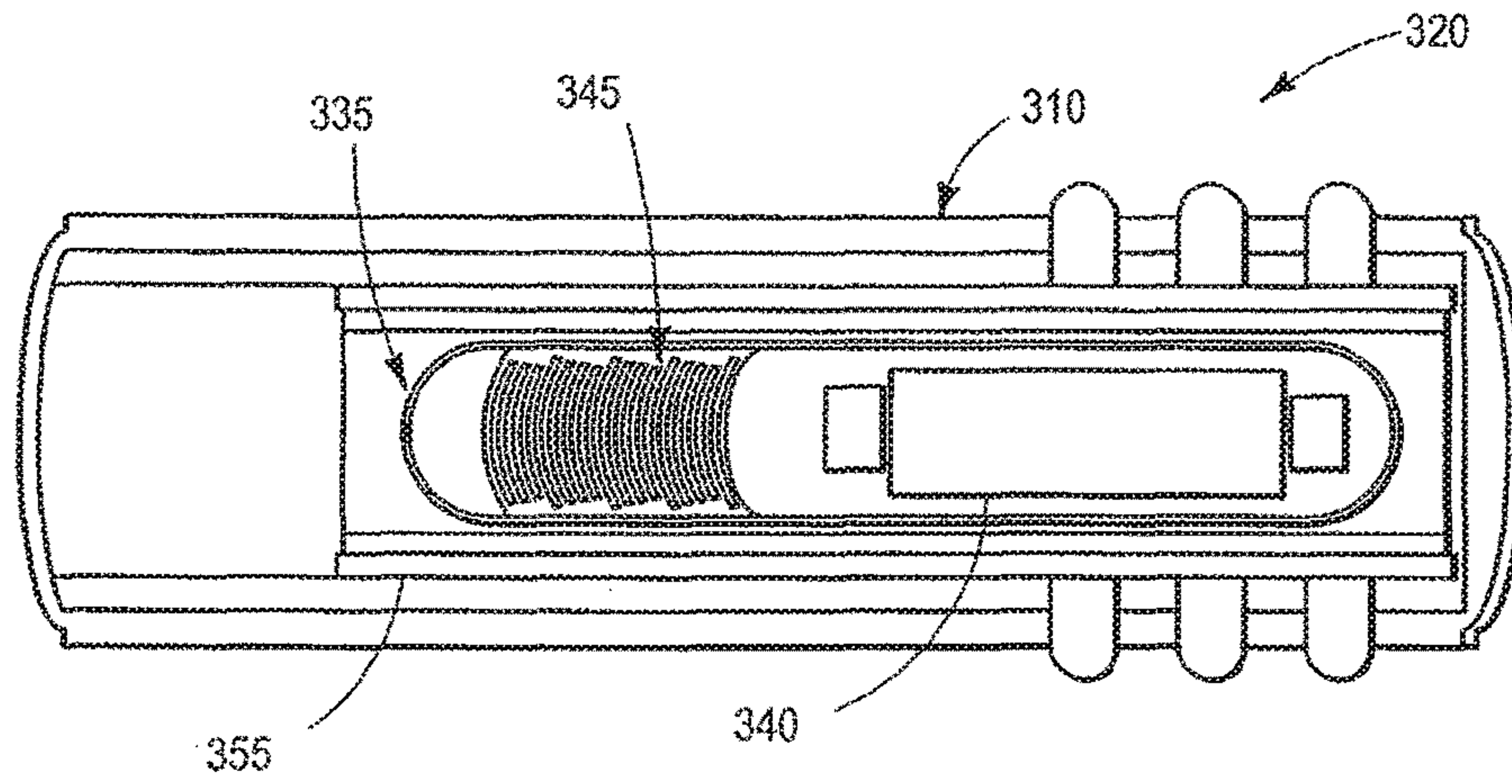


FIG. 2C

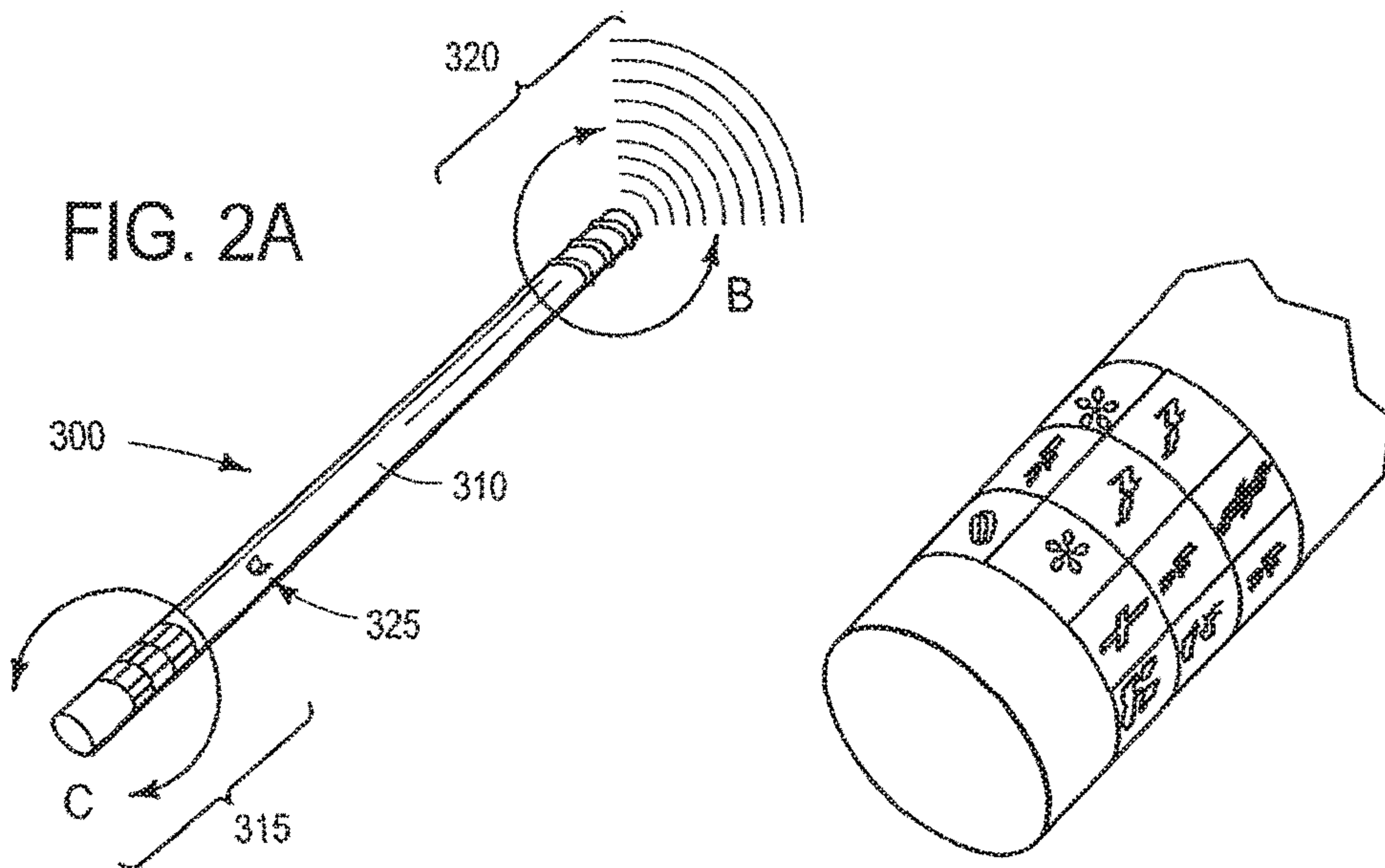


FIG. 2B

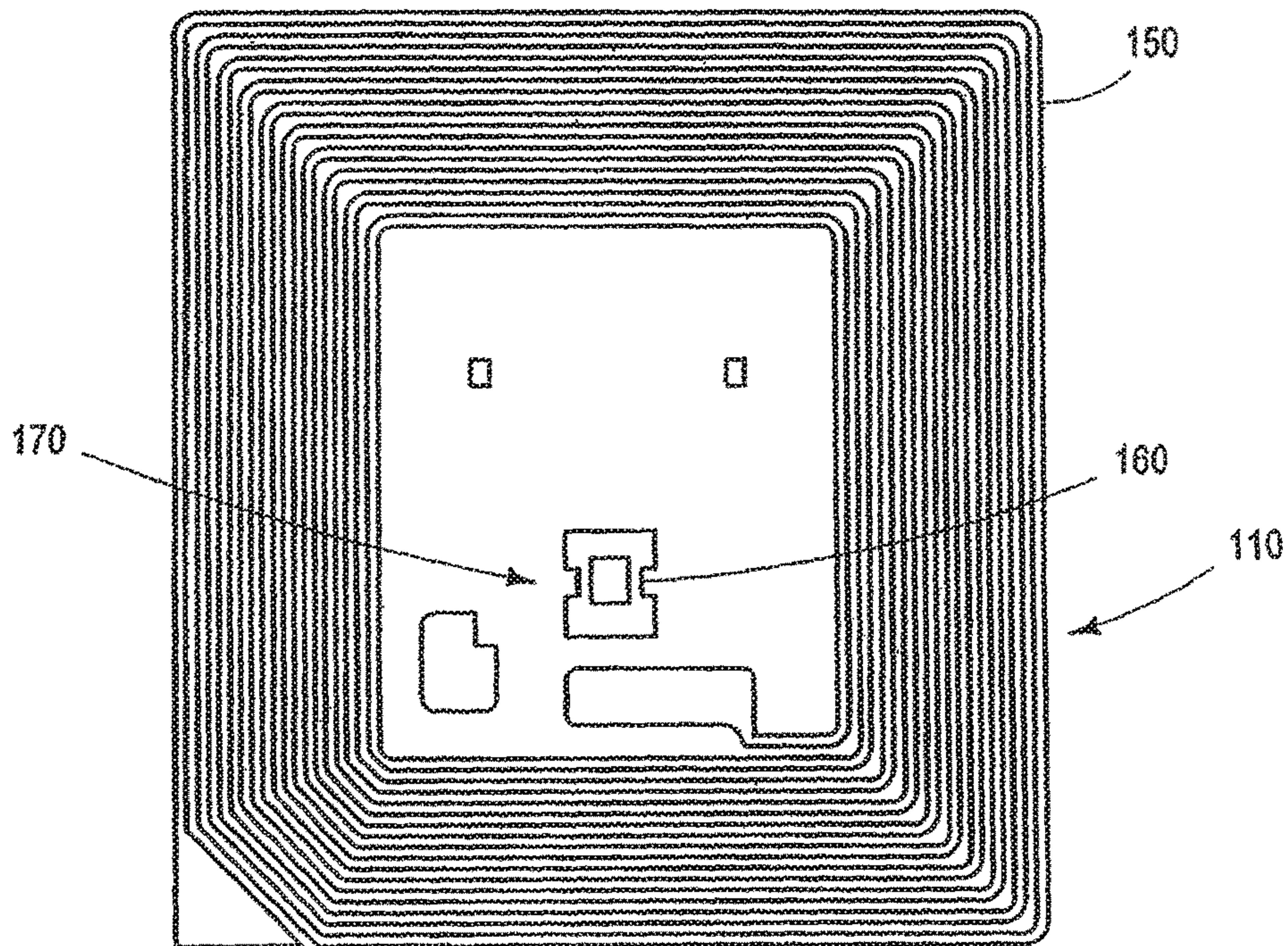


FIG. 3

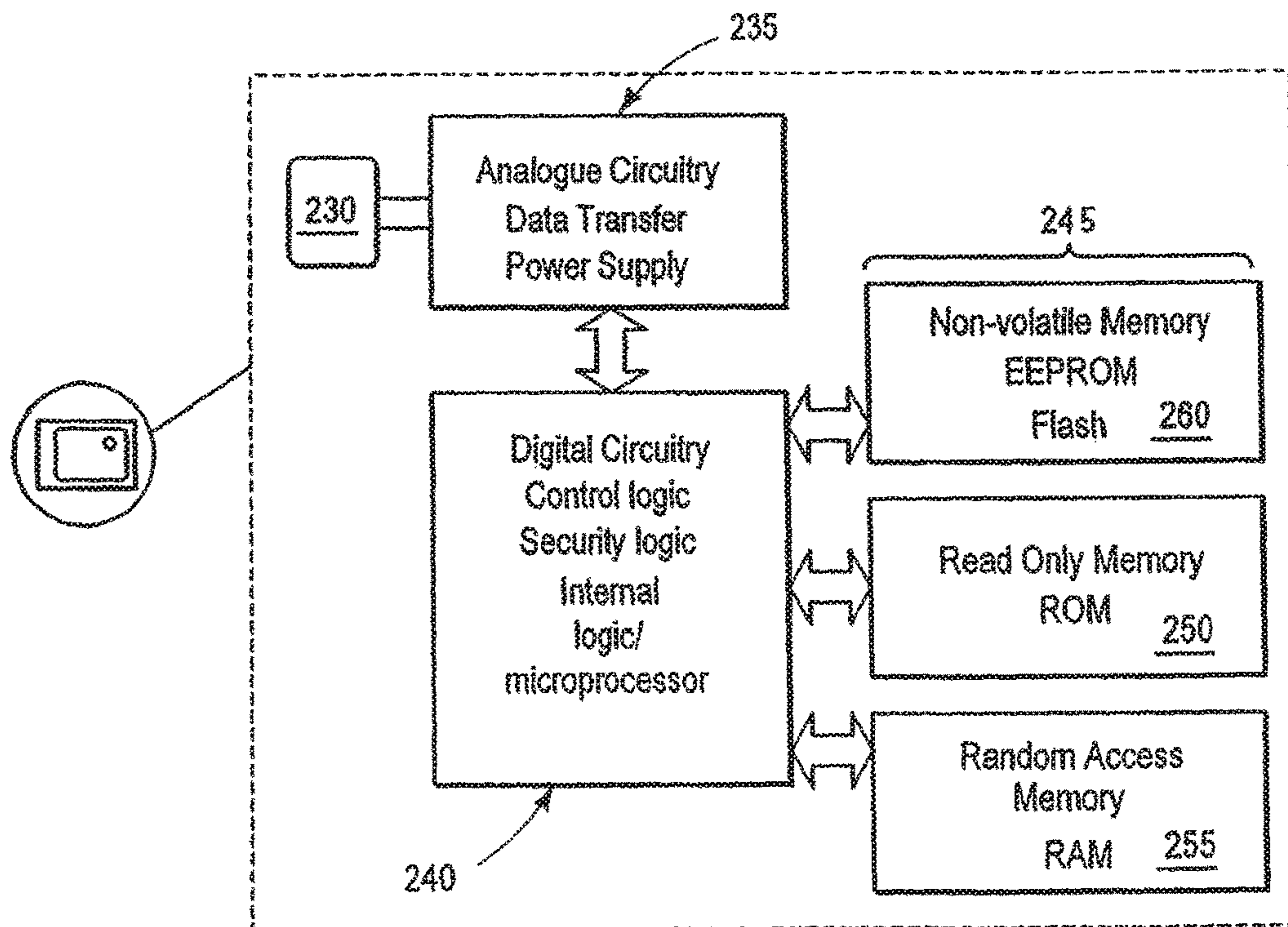


FIG. 6

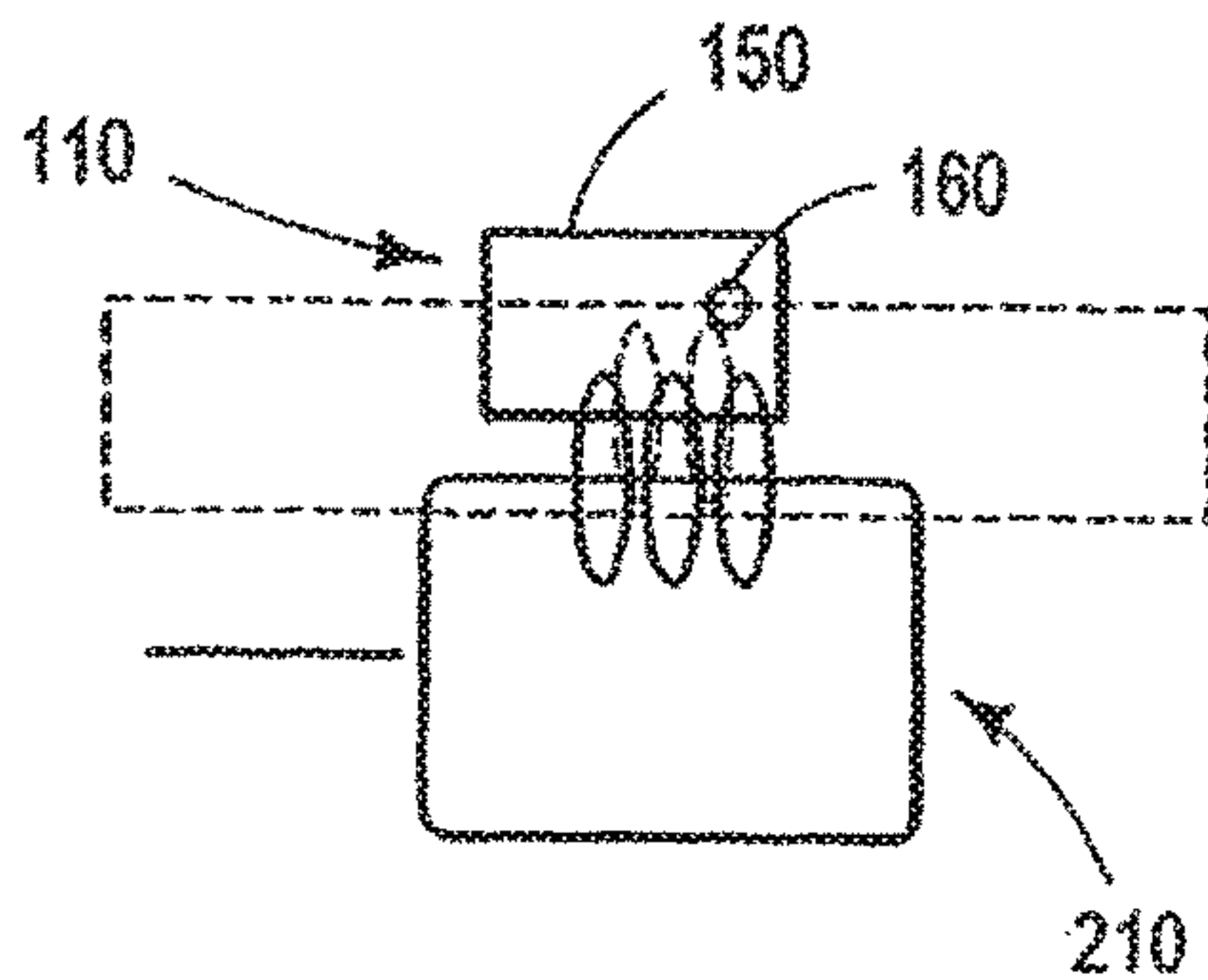


FIG. 4A

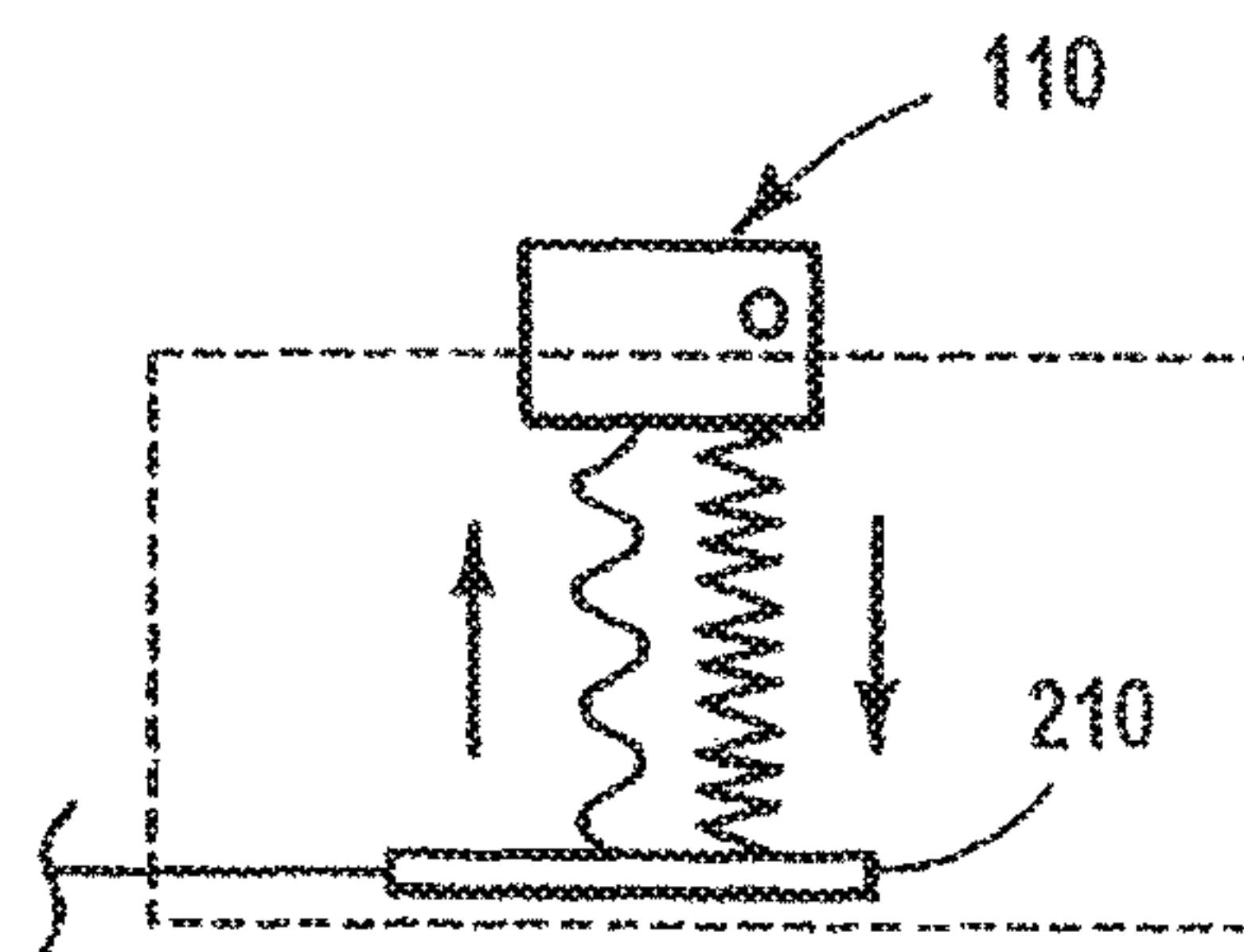


FIG. 4B

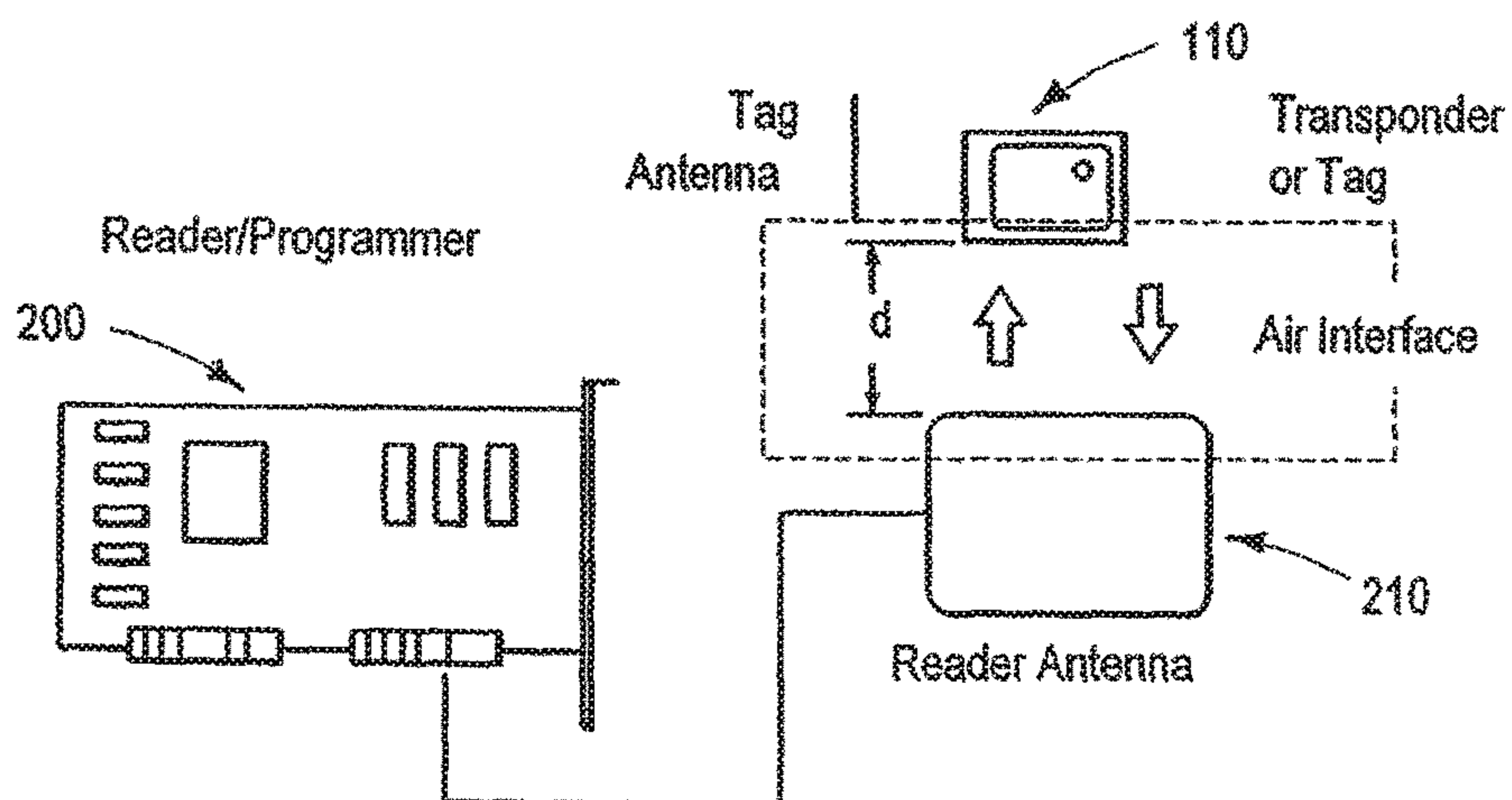


FIG. 5

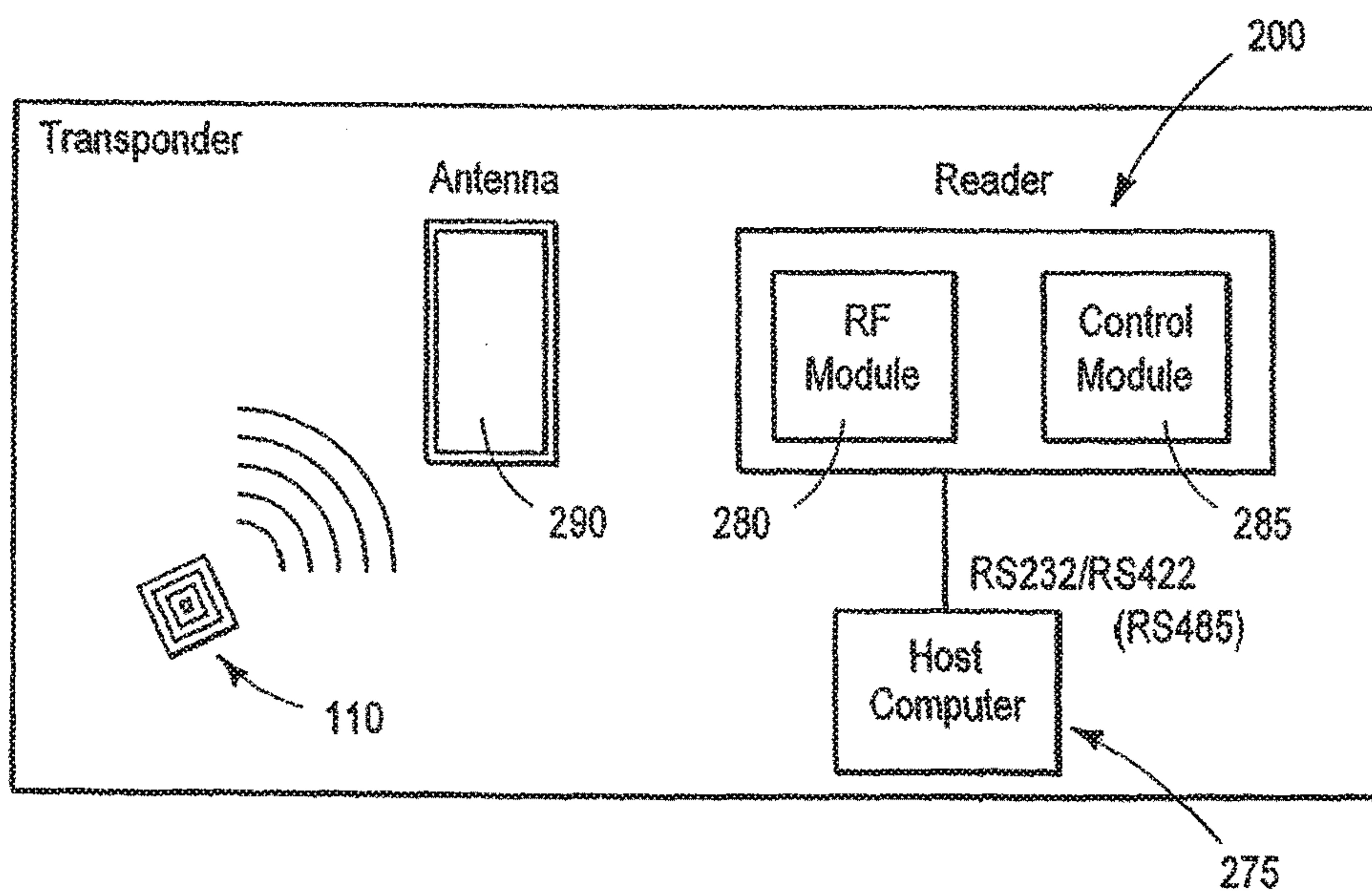


FIG. 7




FIG. 8

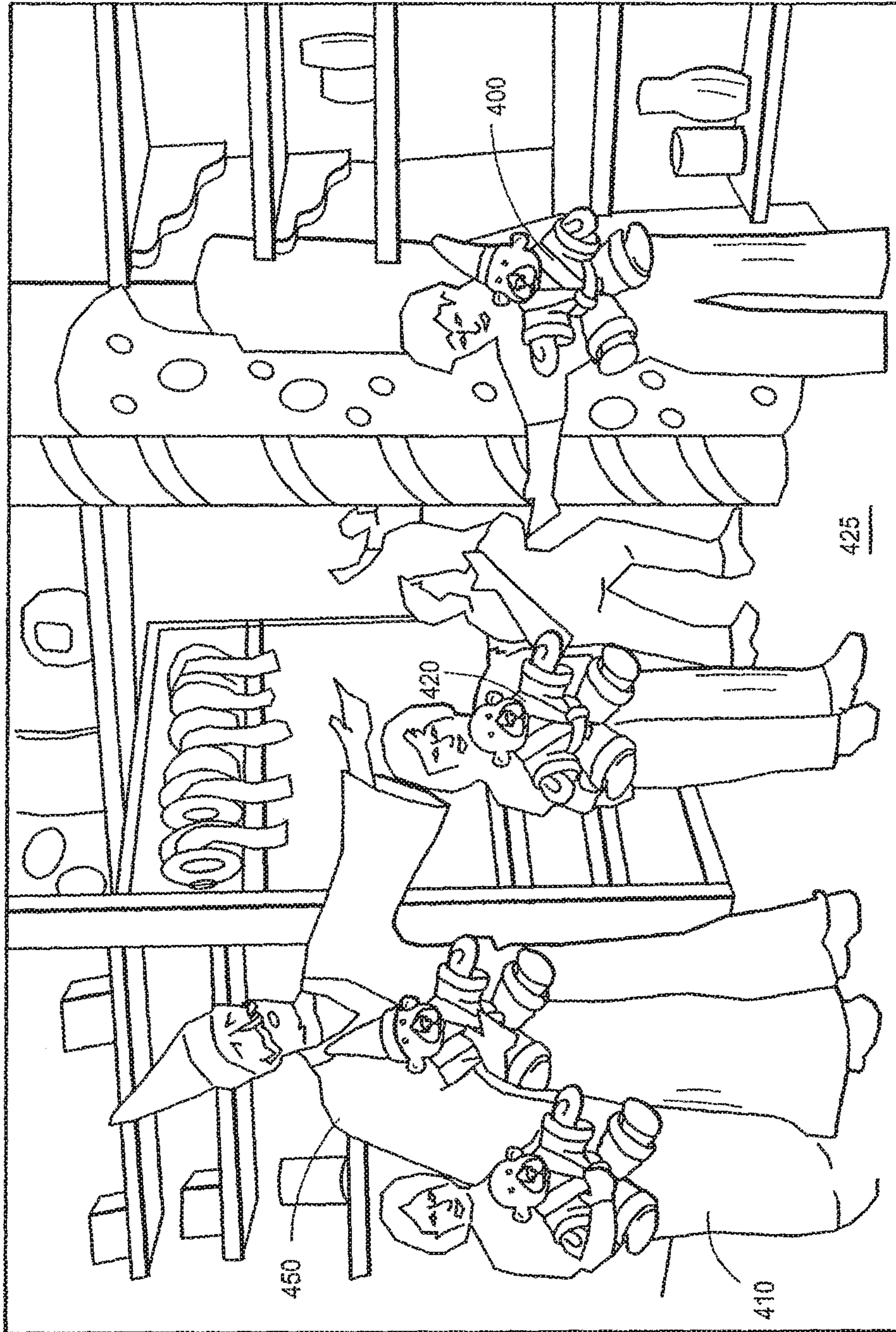


FIG. 9




FIG. 10

400




FIG. 11

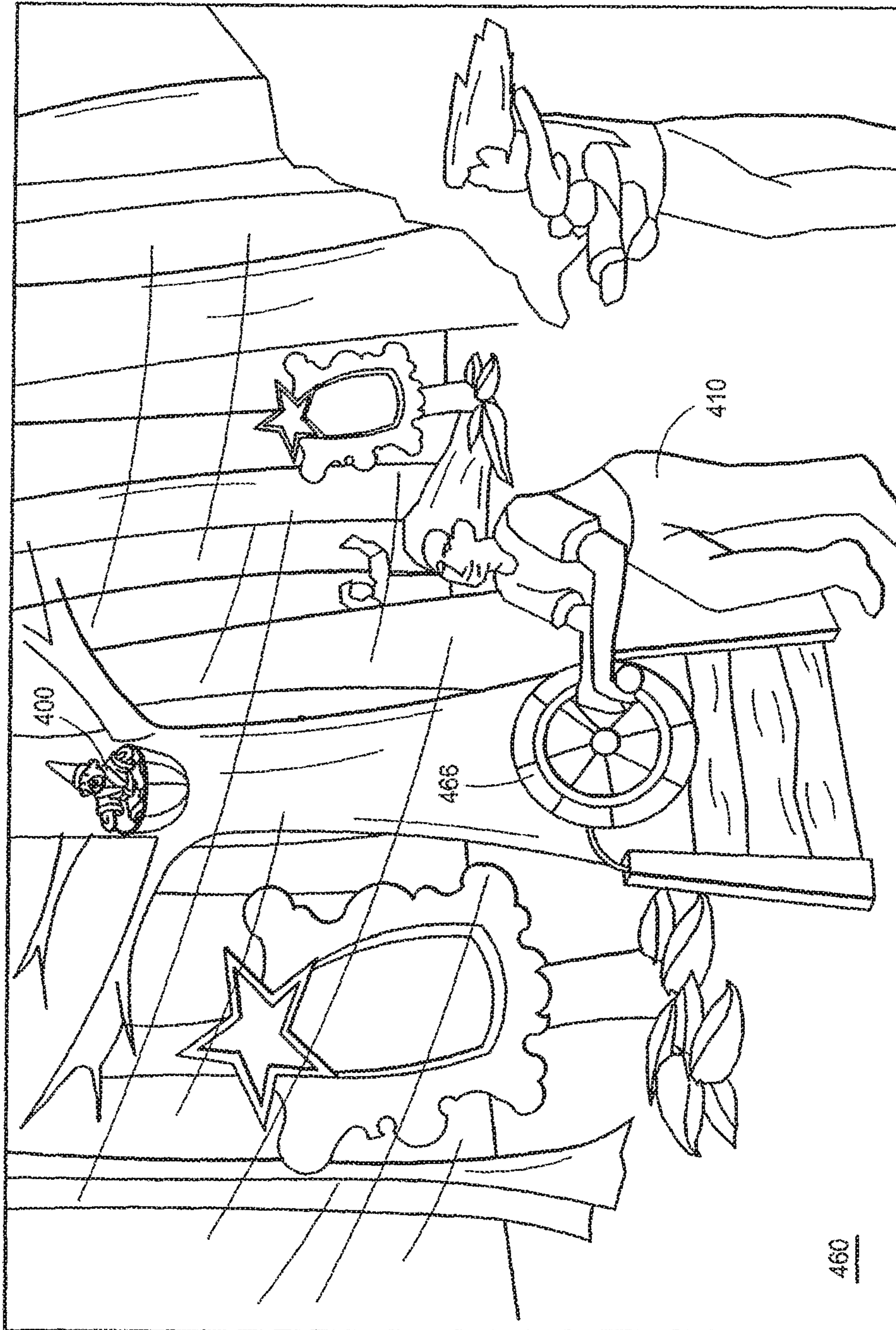


FIG. 12




FIG. 13




FIG. 14




FIG. 15




FIG. 16

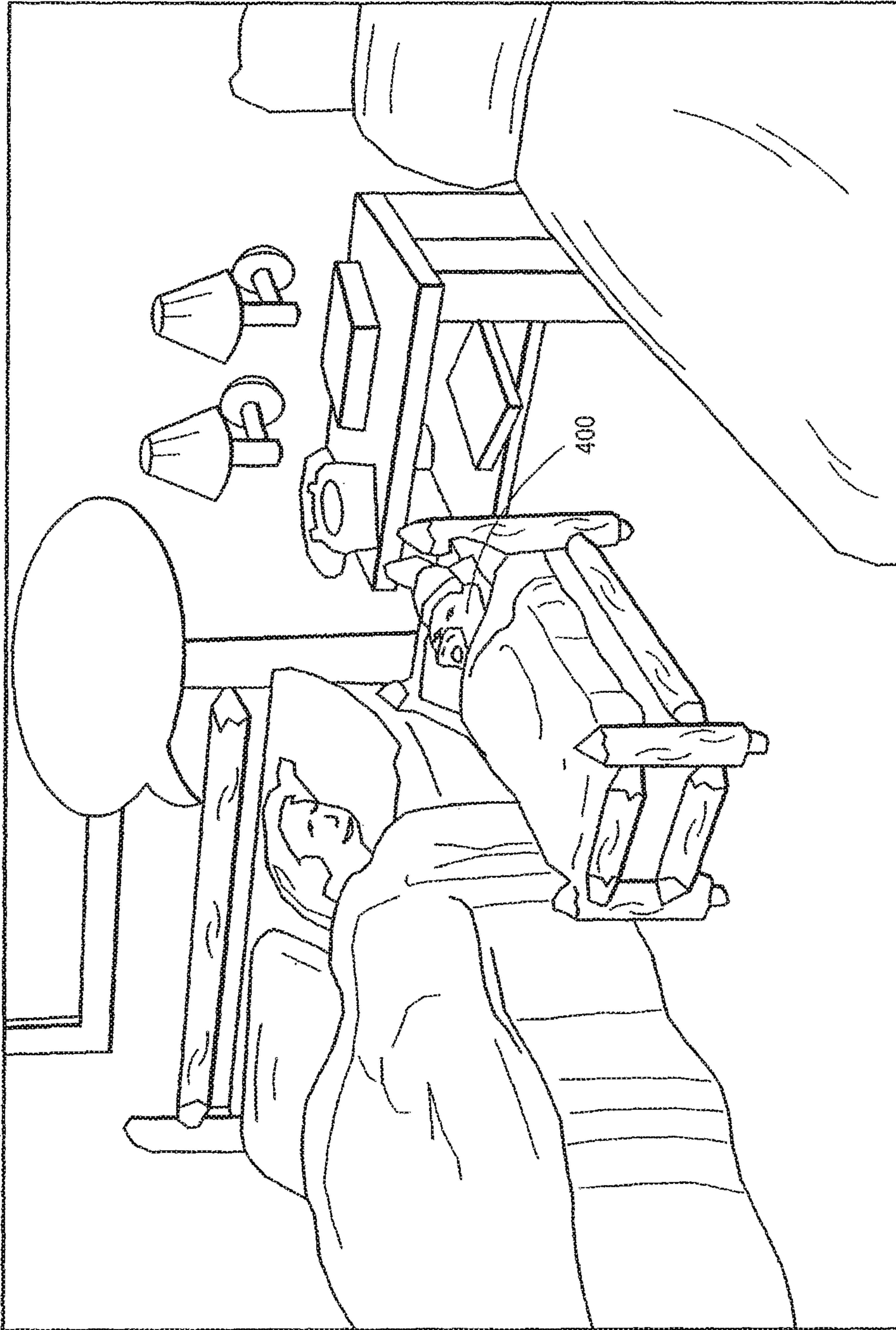


FIG. 17




FIG. 18

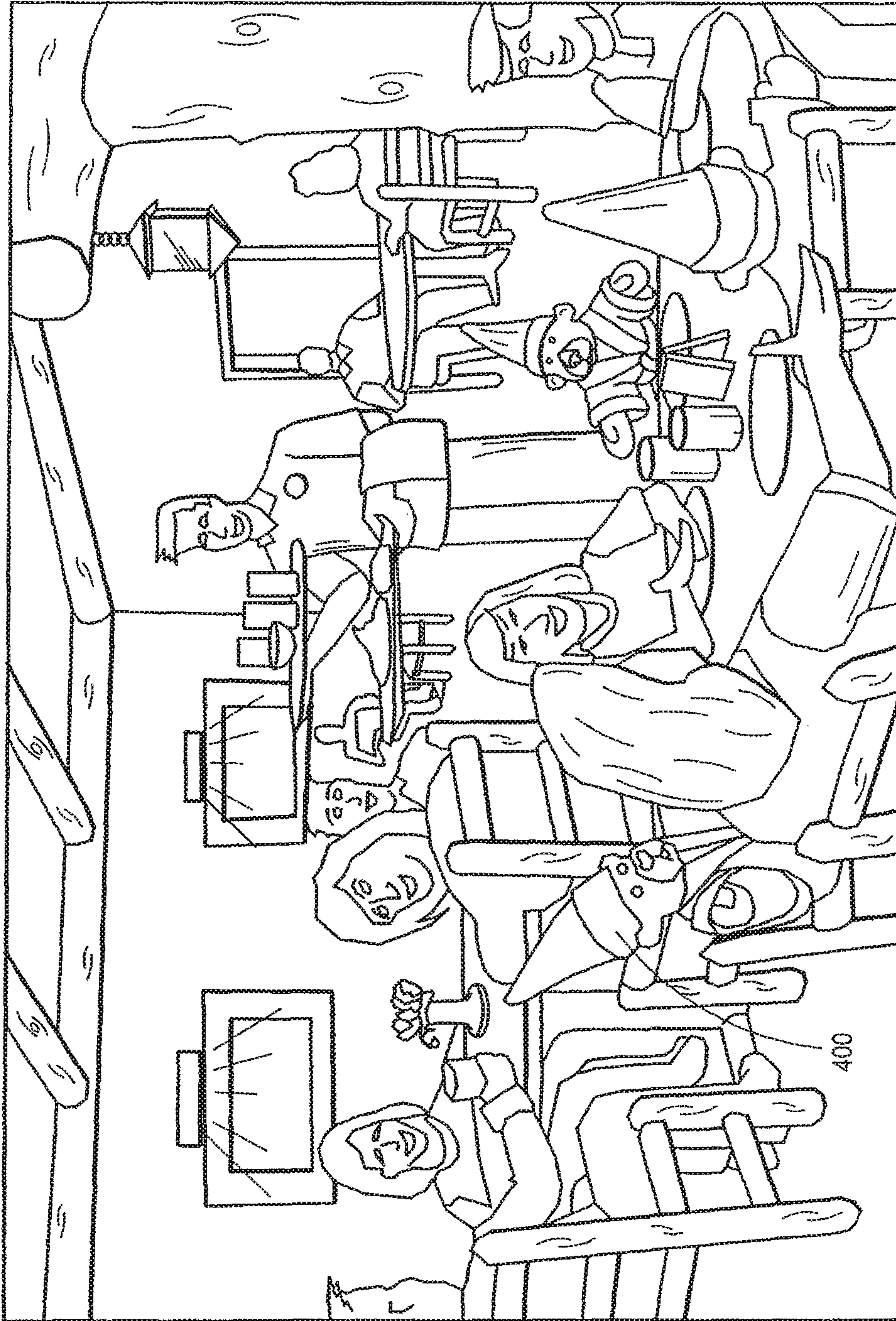


FIG. 19




FIG. 20

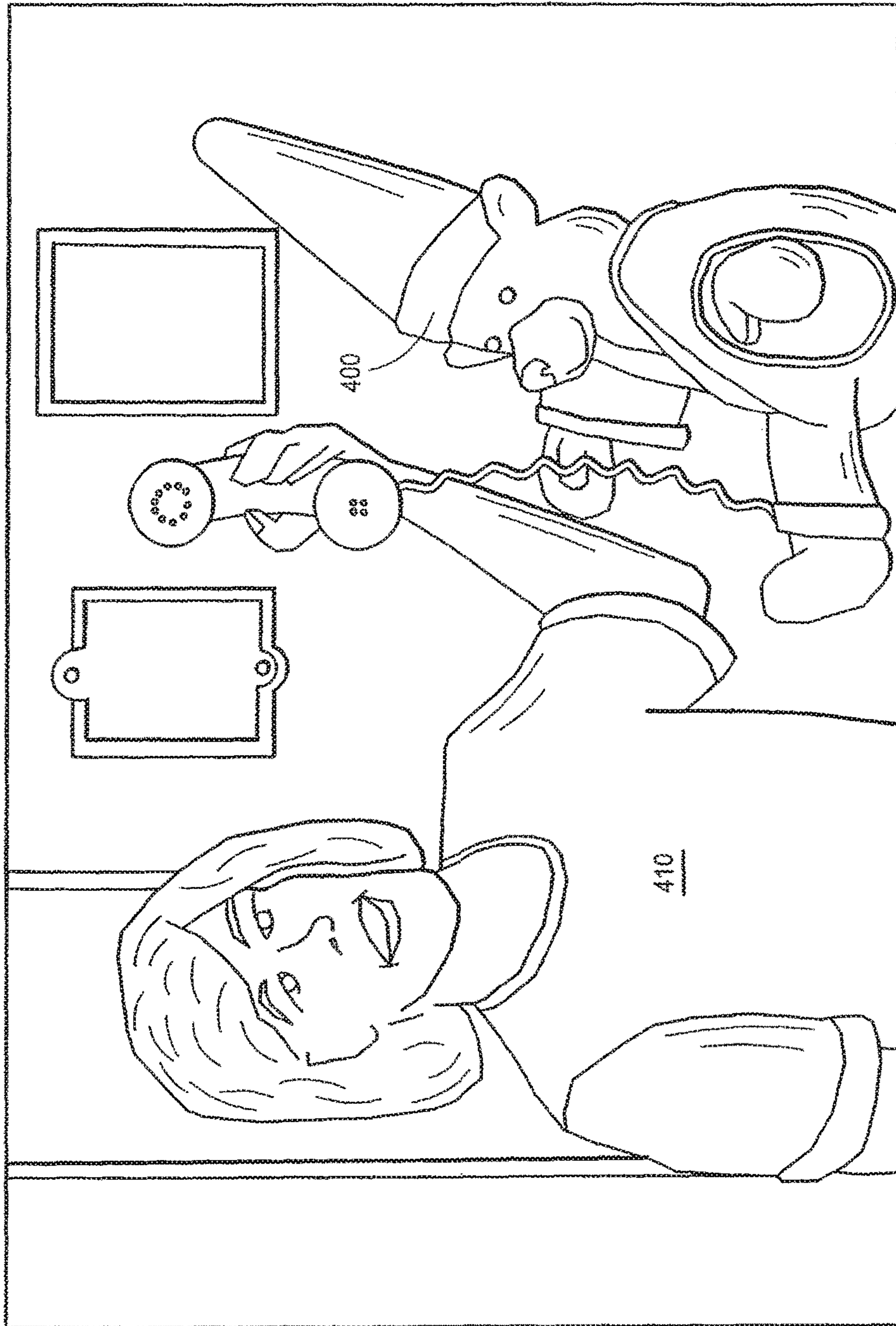


FIG. 23

TOY INCORPORATING RFID TAG

RELATED APPLICATIONS

This application is a continuation of U.S. patent application Ser. No. 15/255,678, filed Sep. 2, 2016, now U.S. Pat. No. 9,931,578, issued Apr. 3, 2018, which is a continuation of U.S. patent application Ser. No. 15/076,388, filed Mar. 21, 2016, now U.S. Pat. No. 9,480,929, issued Nov. 1, 2016, which is a continuation of U.S. patent application Ser. No. 14/621,711, filed Feb. 13, 2015, now U.S. Pat. No. 9,320,976, issued Apr. 26, 2016, which is a continuation of U.S. patent application Ser. No. 14/226,127, filed Mar. 26, 2014, now U.S. Pat. No. 8,961,260, issued Feb. 24, 2015, which is a continuation of U.S. patent application Ser. No. 12/355,489, filed Jan. 16, 2009, now U.S. Pat. No. 8,753,165, issued Jun. 17, 2014, which is a continuation of U.S. patent application Ser. No. 11/241,812, filed Sep. 30, 2005, now U.S. Pat. No. 7,488,231, issued Feb. 10, 2009, which is a continuation of U.S. patent application Ser. No. 10/045,582, filed Oct. 22, 2001, now U.S. Pat. No. 7,066,781, issued Jun. 27, 2006, which claims priority to U.S. Provisional Patent Application No. 60/241,893, filed Oct. 20, 2000, each of which is hereby incorporated herein by reference in its entirety.

BACKGROUND OF THE INVENTION

Field of the Invention

This invention relates in general to children's toys primarily of the stuffed-animal, doll or action figure variety, and, in particular, to a children's toy having an RFID tag or other wireless, batteryless communication/identification device associated therewith.

Description of the Related Art

Children's toys in the form of traditional dolls, puppets, stuffed animals and the like have been around for centuries and are an enduring favorite among children—particularly among toddler-age children. A favorite doll, stuffed animal or other similar toy can provide a much-needed imaginary friend, pet or playmate for a child who occasionally gets lonely or bored. Such “playmate” toys can also help a child to express himself or herself and to learn basic social skills that foster personality development and overall social adjustment.

Most traditional playmate toys are simple stuffed animals, puppets or molded plastic dolls and the like. Most are mass produced and distributed nationally and/or internationally via a vast network of stores, wholesalers, retailers and other distributors. Many of these toys embody, represent or are otherwise associated with a particular licensed television character or personality, such as the Sesame Street™ puppets, Barney and Friends™, or the various Disney™ characters. Thus, the familiarity and likeability of the licensed character creates demand for the licensed toy. Others are simple generic forms representing people, animals, cars, robots, friendly monsters, and/or other imaginative creations.

Some playmate toys are personalized via individual names, birth certificates, etc. For example, the once-popular Cabbage Patch Kids™ came complete with individualized facial and hair features, name and official birth certificate. Another popular toy vendor, Build 'a Bear™, takes the concept of personalization even further by allowing and

encouraging children to actually pick out, stuff, dress and name their favorite stuffed-animal playmate toy. In many cases, the vendor/retailer continues to provide periodic birthday reminder cards, custom wardrobe selections, notices of special events and the like even after the toy is purchased. All of these individualized “personality” touches can make an otherwise-inanimate playmate toy seem more real and fun for a child and helps foster that certain special relationship and bond that often develops between a child and his or her favorite playmate toy.

Another recent improvement involves uniquely identifying a stuffed animal toy with a bar-code tag that is inserted into the stuffing of the toy and which can be “surgically” extracted and read using conventional bar-code technology. The internal bar code tag is useful in helping identify lost or stolen stuffed animals and to return them to their rightful owners. However, use of an internal bar code tag in this manner is inconvenient and can potentially damage the stuffed animal during surgical extraction and replacement. On the other hand, placing the bar code tag on an accessible exterior portion of the stuffed animal could impair the aesthetics and functionality of the toy, possibly posing choking hazards and/or increasing the risk that the tag becomes separated from the stuffed animal.

SUMMARY OF THE INVENTION

The present invention expands and improves upon the concept of a playmate toy or other similar children's toy by associating with the toy a unique wireless, batteryless ID tag (“tag” or “token”) that can be read from and/or written to using radio-frequency waves. Because radio waves can easily penetrate solid objects, such as the outer skin of a toy and/or the like, the tag can be mounted internally within a cavity of the toy and thereby provide communication of stored information without requiring surgical removal of the tag. Thus, a stuffed animal or other toy can be quickly and easily identified non-invasively, without damaging the toy. Additional information (e.g., unique personality traits, special powers, skill levels, etc.) can also be easily stored on the tag, thus providing further personality enhancement, input/output programming, simulated intelligence and/or interactive gaming possibilities.

In accordance with one embodiment, the present invention provides a children's toy comprising a doll, puppet or stuffed animal containing therein a wireless tag/transponder configured and adapted to facilitate non-invasive electronic storage and retrieval of desired information.

In accordance with another embodiment the present invention provides an interactive play system and seemingly magical toy for enabling a trained user to electronically send and receive information to and from other toys and/or to and from various reader devices distributed throughout a play facility and/or connected to a master control system. The toy or other seemingly magical object is configured to use a send/receive radio frequency communication protocol which provides a basic foundation for a complex, interactive entertainment system to create a seemingly magic interactive play experience for play participants who possess and learn to use the magical toy.

In accordance with another embodiment the present invention provides an interactive play structure in the theme of a “magic” training center. Within the play structure, play participants train a magical bear and/or learn to use a “magic wand” and/or other tracking/actuation device. The bear or wand allows play participants to electronically and “magically” interact with their surrounding play environment

3

simply by placing the bear or wand in a particular location to produce desired effects within the play environment. Various receivers or transceivers are distributed throughout the play structure to facilitate such interaction via wireless communications.

For purposes of summarizing the invention and the advantages achieved over the prior art, certain objects and advantages of the invention have been described herein above. Of course, it is to be understood that not necessarily all such objects or advantages may be achieved in accordance with any particular embodiment of the invention. Thus, for example, those skilled in the art will recognize that the invention may be embodied or carried out in a manner that achieves or optimizes one advantage or group of advantages as taught herein without necessarily achieving other objects or advantages as may be taught or suggested herein.

All of these embodiments are intended to be within the scope of the invention herein disclosed. These and other embodiments of the present invention will become readily apparent to those skilled in the art from the following detailed description of the preferred embodiments having reference to the attached figures, the invention not being limited to any particular preferred embodiment(s) disclosed.

BRIEF DESCRIPTION OF DRAWINGS

Having thus summarized the general nature of the invention and its essential features and advantages, certain preferred embodiments and modifications thereof will become apparent to those skilled in the art from the detailed description herein having reference to the figures that follow, of which:

FIG. 1 is a partially-exploded schematic view of a children's toy in the form of a stuffed-animal having an RFID tag device associated therewith in accordance with one preferred embodiment of the invention;

FIG. 2A is a perspective view of a children's toy in the form of a magical wand having an RFID tag device associated therewith in accordance with one preferred embodiment of the invention;

FIG. 2B is a partially exploded detail view of the proximal end or handle portion of the wand toy of FIG. 2A, illustrating the optional provision of combination wheels having features and advantages in accordance with the present invention;

FIG. 2C is a partial cross-section detail view of the distal end or transmitting portion of the wand toy of FIG. 2A, illustrating the provision of an RFID tag device therein;

FIG. 3 is a detailed schematic view of one embodiment of an RFID tag device for use with the toy of FIG. 1 and having features and advantages in accordance with the present invention;

FIGS. 4A and 4B are schematic diagrams illustrating typical operation of the RFID tag device of FIG. 3;

FIG. 5 is simplified schematic diagram of an RFID read/write system for use with the RFID tag device of FIG. 3 and having features and advantages in accordance with the present invention;

FIG. 6 is a simplified block diagram illustrating the basic organization and function of the electronic circuitry comprising the RFID tag device of FIG. 3;

FIG. 7 is a simplified schematic diagram of an RF reader and master control system for use with the RFID-tagged toys of FIGS. 1 and 2 and having features and advantages in accordance with the present invention; and

4

FIGS. 8-23 are various illustrations of a resort-based "magic bear" training facility having features and advantages of the present invention.

DETAILED DESCRIPTION OF THE PREFERRED EMBODIMENTS

In describing the various preferred embodiments in reference to the appended figures, similar reference numerals may sometimes be used to indicate similar structures or features of the invention. However, it is to be understood that such indicated structures or features may or may not be identical in the various described embodiments of the invention.

RFID-Tagged Toy

FIG. 1 is a partially-exploded schematic view of a children's toy 100 having an RFID tag device 110 associated therewith in accordance with one preferred embodiment of the invention. In the illustrated embodiment the toy comprises a simple stuffed "teddy bear." Of course those skilled in the art will readily appreciate that the invention is equally applicable to many other types of toys, such as, for example and without limitation: stuffed animals, dolls, puppets, action figures, robots, battery operated toys, trinkets, amusement items, jewelry, board games and board game tokens, masks, costumes, magic wands/hats/bags and the like, interactive children's books, balls, pillows, bean bags, and many other similar toys capable of carrying and/or receiving an RFID tag as described herein. Other than as described herein, the bear 100 is fabricated and constructed in any conventional fashion using known and existing materials, fabrics, stuffing and the other materials, as desired.

At least one electronic tag device—preferably a read/write, wireless, batteryless, RFID tag device 110—is inserted inside the body 126 of the bear 100, as illustrated, to create a "magic bear" toy having features and advantages of the present invention. Preferably, insertion of the tag is accomplished during manufacture of the bear at the factory or within a retail facility, in the case of a make-your-own-bear. Alternatively, the tag may be inserted into an existing stuffed-animal or other toy by surgical insertion, partial disassembly or other expedients readily apparent to those skilled in the art.

If desired, the tag may be enveloped, contained or otherwise embodied in a small heart-shaped trinket, case or other similar-shaped item as may be appropriate and fun for kids. Preferably, the tag 110 is permanently installed and contained within the body 126 of the bear such that it cannot be easily removed or become dislodged. Placement of the tag within the body 126 is preferably such that it does not interfere with or diminish the softness of the bear or expose sharp/hard surfaces that may poke or puncture the skin of the bear 100. The head and belly are preferred tag locations. Alternatively, multiple tags 110 may be inserted and placed with the body of the bear 100 at one or more different locations (e.g., hands, feet, head, belly, etc.) as desired in order to provide redundant and/or multi-functioning tag devices. Various auxiliary devices, special effects and the like may also be provided to complement the overall theme and functionality of the toy 100. For example, the bear 100 may include an LED indicator on its nose (see FIG. 10) which glows whenever the bear becomes "magically empowered" (i.e., when its tag is read and/or the bear comes within proximity of an associated reader).

The particular tag device 110 illustrated is intended to be inserted inside a children's toy 100. Alternatively and/or in addition, one or more RFID tag devices may be affixed or

5

adhered to the toy bear 100 upon any convenient surface thereof, or it may be inserted into one or more associated articles of clothing, accessories, jewelry or other items designed to be worn/used either by the playmate toy or a child. For example, a “magic” hat 128, or wand 138 may be donned by the bear 100 for purposes of special “magic training” sessions.

FIG. 2 illustrates in more detail the basic construction of a preferred embodiment of one such “magic” wand 300 having features and advantages in accordance with one preferred embodiment of the invention. As illustrated in FIG. 2A the wand 300 basically comprises an elongated hollow pipe or tube 310 having a proximal end or handle portion 315 and a distal end or transmitting portion 320. If desired, an internal cavity may be provided to receive one or more batteries to power optional lighting, laser or sound effects and/or to power longer-range transmissions such as via an infrared LED transmitter device or RF transmitter device. An optional button 325 may also be provided, if desired, to enable particular desired functions, such as sound or lighting effects or longer-range transmissions.

FIG. 2B is a partially exploded detail view of the proximal end 315 of the magic wand toy 300 of FIG. 2A. As illustrated, the handle portion 315 is fitted with optional combination wheels having various symbols and/or images thereon. Preferably, certain wand functions may require that these wheels be rotated to produce a predetermined pattern of symbols such as three owls, or an owl, a broom and a moon symbol. Those skilled in the art will readily appreciate that the combination wheels may be configured to actuate electrical contacts and/or other circuitry within the wand 300 in order to provide the desired functionality. Alternatively, the combinations wheels may provide a simple security measure to prevent unauthorized users from actuating the wand.

RFID Tag/Transponder

FIG. 2C is a partial cross-section detail view of the distal end of magic wand toy 300 of FIG. 2A. As illustrated, the distal end 320 is fitted with an RFID (radio frequency identification device) transponder 335 that is operable to provide relatively short-range RF communications (<60 cm). This transponder basically comprises a passive (non-battery-operated) RF transmitter/receiver chip 340 and an antenna 345 provided within an hermetically sealed vial. A protective silicon sheathing 355 is preferably inserted around the sealed vial between the vial and the inner wall of the tube 310 to insulate the transponder from shock and vibration.

At its most basic level, RFID provides a wireless link to uniquely identify objects or people. It is sometimes called dedicated short range communication (DSRC). RFID systems include electronic devices called transponders or tags, and reader electronics to communicate with the tags. These systems communicate via radio signals that carry data either unidirectionally (read only) or, more preferably, bi-directionally (read/write). One suitable RFID transponder is the 134.2 kHz/123.2 kHz, 23 mm Glass Transponder available from Texas Instruments, Inc. (<http://www.tiris.com>, Product No. RI-TRP-WRHP).

FIG. 3 is a detailed schematic view of an alternative embodiment of an RFID tag device 110 for use with the toy bear of FIG. 1. The tag 110 in the preferred embodiment illustrated preferably comprises a radio frequency tag pre-programmed with a unique bear identifier number (“UBIN”). Other stored information (either pre-programmed or programmed later) may include, for example, the bear’s name, its owner’s name and age, the bear’s rank

6

or level, total points accumulated, tasks completed, facilities visited, etc. The tag 110 generally comprises a spiral wound antenna 150, a radio frequency transmitter chip 160 and various electrical leads and terminals 170 connecting the chip 160 to the antenna 150.

The tag may be a passive tag 110 or battery-powered, as expedience and costs dictate. Preferably, the tag 110 is passive (requires no batteries) so that it is inexpensive to purchase and maintain. Such tags and various associated readers and other accessories are commercially available in a wide variety of configurations, sizes and read ranges. RFID tags having a read range of between about 10 cm to about 100 cm are particularly preferred, although shorter or longer read ranges may also be acceptable. The particular tag 110 illustrated is the 13.56 MHz tag sold under the brand name Taggit™ available from Texas Instruments, Inc. (<http://www.tiris.com>, Product No. RI-103-110A). The tag 110 has a useful read/write range of about 25 cm and contains 256-bits of on-board memory arranged in 8×32-bit blocks which may be programmed (written) and read by a suitably configured read/write device. If a longer read/write range (e.g., 1-100 meters) and/or more memory (e.g., 1-100 Mb) is desired, optional battery-powered tags may be used instead, such as the AXCESS active RFID network system available from AXCESS, Inc. and/or various other RF-based asset and people tracking applications known to those skilled in the art.

FIG. 6 is a simplified block diagram illustrating the basic organization and function of the electronic circuitry comprising the radio frequency transmitter chip 160 of the RFID tag device 110 of FIG. 3. The chip 160 basically comprises a central processor 230, Analogue Circuitry 235, Digital Circuitry 240 and on-board memory 245. On-board memory 245 is divided into read-only memory (ROM) 250, random access memory (RAM) 255 and non-volatile programmable memory 260, which is available for data storage. The ROM-based memory 250 is used to accommodate security data and the tag operating system instructions which, in conjunction with the processor 230 and processing logic deals with the internal “house-keeping” functions such as response delay timing, data flow control and power supply switching. The RAM-based memory 255 facilitates temporary data storage during transponder interrogation and response. The non-volatile programmable memory 260 may take various forms, electrically erasable programmable read only memory (EEPROM) being typical. It is used to store the transponder data and is preferably non-volatile to ensure that the data is retained when the device is in its quiescent or power-saving “sleep” state.

Various data buffers or further memory components (not shown), may be provided to temporarily hold incoming data following demodulation and outgoing data for modulation and interface with the transponder antenna 150. Analog Circuitry 135 provides the facility to direct and accommodate the interrogation field energy for powering purposes in passive transponders and triggering of the transponder response. Analog Circuitry also provides the facility to accept the programming or “write” data modulated signal and to perform the necessary demodulation and data transfer processes. Digital Circuitry 240 provides certain control logic, security logic and internal microprocessor logic required to operate central processor 230.

Advantageously, the UBIN stored on each tag 110 may be used to wirelessly identify and track individual bears 100 within a retail facility, park, hotel/resort/restaurant and/or anywhere else around the world. Optionally, each tag 110 may also include a unique kid identifier number (“UKIN”)

which may be used to match one or more bears with an individual kid-owner. If desired, the tag **110** may be covered with an adhesive paper label (not shown) for surface adhesion to a toy, clothes, or any other tag bearing surface. More preferably, the tag **110** may be molded and/or embedded into a relatively stiff plastic sheet substrate and/or transponder cylinder which holds and supports the tag **110**. Optionally, the sheet substrate, transponder or other support structure may be shaped as a heart, a medallion, a high-tech gizmo or any other fanciful shape, as desired. The resulting structures may be inserted into the bear **100** (e.g., a heart), or they may be worn externally by either the bear **100** and/or its kid-owner (e.g., as a bracelet, necklace, key chain trinket, etc.).

Reader/Writer Devices

In operation, various RFID reader (and/or reader/writer) devices are provided and may be distributed throughout a hotel/resort, retail facility, play facility, theme park, family entertainment center or any other “magic bear” compatible environment. These readers are able to read the information stored on each tag **110** when the associated bear **100** is brought into suitable proximity of the reader (1 to 100 cm). Advantageously, because radio waves can easily penetrate solid objects, such as the outer skin of a toy and/or the like, the tag **110** can be mounted internally within a cavity of the toy, thereby providing communication of stored information without requiring surgical extraction of the tag. Thus, the UBIN and UKIN information can be conveniently read non-invasively, without damaging the toy. This information may be easily communicated to a cash-register display, computer monitor, interactive game control system, display system or other tracking, recording or displaying device for purposes of identifying, logging and creating a record of each bear’s experience. Additional information (e.g., unique personality traits, special powers, skill levels, etc.) can also be easily stored on the tag, thus providing further personality enhancement, input/output programming, simulated intelligence and/or interactive gaming possibilities.

Information may also be conveniently used to identify a bear’s name, birthday, and owner, calculating point totals from various gaming experiences, tracking and/or locating lost bears/children, verifying whether or not a bear/child is inside a facility, photo capture and retrieval, and/or many other useful purposes as will be readily obvious and apparent to those skilled in the art. Optionally, various updated information may be written to the tag **110**, such as new point totals, rank, enhanced “magic” powers and skills.

FIGS. **4A**, **4B** and **5** are simplified schematic illustrations of tag and reader operation. The tag **110** is initially activated by a radio frequency signal broadcast by an antenna **210** of an adjacent reader or activation device **200**. The signal impresses a voltage upon the antenna **150** by inductive coupling which is then used to power the chip **160** (see, e.g., FIG. **3**). When activated, the chip **160** transmits via radio frequency a unique identification number preferably corresponding to the UBIN and/or UKIN described above (see, e.g., FIG. **3** and associated discussion). The signal may be transmitted either by inductive coupling or, more preferably, by propagation coupling over a distance “d” determined by the range of the tag/reader combination. This signal is then received and processed by the associated reader **200** as described above. If desired, the RFID tag or transponder **110** may also be configured for read/write communications with an associated reader/writer. Thus, the unique tag identifier number (UBIN or UKIN) and any other stored information can be read, changed or other information may be added.

As indicated above, communication of data between a tag and a reader is by wireless communication. As a result,

transmitting such data is possibly subject to the vagaries and influences of the media or channels through which the data has to pass, including the air interface. Noise, interference and distortion are potential sources of data corruption that may arise. Thus, those skilled in the art will appreciate that a certain degree of care should be taken in the placement and orientation of the various readers **200** so as to minimize the probability of such data transmission errors. Preferably, the readers are placed at least 30-60 cm away from any metal objects, power lines or other potential interference sources. Those skilled in the art will also recognize that the write range of the tag/reader combination is typically somewhat less (~10-15% less) than the read range “d” and, thus, this should also be taken into account in determining optimal placement and positioning of each reader device **200**.

Typical RFID data communication is asynchronous or unsynchronized in nature and, thus, particular attention should be given in considering the form in which the data is to be communicated. Structuring the bit stream to accommodate these needs, such as via a channel encoding scheme, is preferred in order to provide reliable system performance. Various suitable channel encoding schemes, such as amplitude shift keying (ASK), frequency shift keying (FSK), phase shift keying (PSK) and spread spectrum modulation (SSM), are well known to those skilled in the art and will not be further discussed herein. The choice of carrier wave frequency is also important in determining data transfer rates. Generally speaking the higher the frequency the higher the data transfer or throughput rates that can be achieved. This is intimately linked to bandwidth or range available within the frequency spectrum for the communication process. Preferably, the channel bandwidth is selected to be at least twice the bit rate required for the particular application.

Master Control System

Depending upon the degree of complexity desired and the amount of information sharing required, some or all of the various reader/writer devices **200** may be connected to a master control system or central server **275** as illustrated in FIG. **7**. For example, various electronic interactive play elements may be disposed throughout a play facility and which allow play participants to create desired “magical” effects. These may include interactive elements such as projectile accelerators, cannons, interactive targets, fountains, geysers, cranes, filter relays, and the like for amusing and entertaining play participants and/or for producing various desired visual, aural or tactile effects. These may be actuated manually by play participants or, more desirably, “magically” electronically by appropriately “training” one’s bear in various magic skills. Some interactive play elements may have simple immediate effects, while others may have complex and/or delayed effects. Some play elements may produce local effects while others may produce remote effects. Each play participant within the facility, or sometimes a group of play participants working together, preferably must experiment with the various play elements and using their magic bears in order to discover how to create the desired effect(s). Once one play participant figures it out, he or she can use the resulting play effect to surprise and entertain other play participants. Yet other play participants will observe the activity and will attempt to also figure it out in order to turn the tables on the next group. Repeated play on a particular play element can increase the bear’s magic skills to repeatedly produce a desired effect or increase the size or range of such effects. Optionally, play participants can have their bears compete with one another using the

various interactive play elements to see which player's bear can create bigger, longer, more accurate or more spectacular magical effects.

In the case of an interactive play facility with a master control system preferably each RFID tag **110** is configured to electronically send and receive information to and from each reader/writer **200** distributed throughout the play facility using a send receive radio frequency ("SRRF") communication protocol. This communications protocol provides the basic foundation for a complex, interactive entertainment system which creates a seemingly magic interactive play experience for participants whose bears learn to use the seemingly "magical" powers they are imbued with via the RFID tag technology.

In the most refined embodiments, a participant may use his or her "magic bear" or other similar toy to electronically send and receive information to and from other bears/toys and/or to and from a master control system located within and/or associated with any of a number of play environments. This network of SRRF-compatible play environments provides a complex, interactive play and entertainment system that creates a seamless magical interactive experience that transcends conventional physical and temporal boundaries.

SRRF may generally be described as an RF-based communications technology and protocol that allows pertinent information and messages to be sent and received to and from two or more SRRF compatible devices or systems. While the specific embodiments described herein are specific to RF-based communication systems, those skilled in the art will readily appreciate that the broader interactive play concepts taught herein may be realized using any number of commercially available 2-way and/or 1-way medium range wireless communication devices and communication protocols such as, without limitation, infrared-, digital-, analog, AM/FM-, laser-, visual-, audio-, and/or ultrasonic-based systems, as desired or expedient.

In a preferred embodiment, a play facility is configured with SRRF technology to provide a master control system **275** for an interactive entertainment play environment using SRRF-compatible magic bears, magic wands and/or other SRRF compatible toys. A typical play facility provided with SRRF technology may allow 300-400 or more users to more-or-less simultaneously send and receive electronic transmissions to and from the master control system using the bear, a magic wand and/or other SRRF-compatible toys.

The SRRF system preferably uses a software program and data-base that can track the locations and activities of up to a hundred or more participants. This information is then used to adjust the play/ride experience for the user based on "knowing" where the user/player has been, what objectives that player (or group of players in a ride vehicle) has accomplished and how many points or levels have been reached. The system can then send messages to the users throughout the ride experience. For example, the system can allow or deny access to a secret passage based on how many points or levels reached by that participant's bear and/or based on what objectives the bear has accomplished or helped accomplish. It can also indicate, via sending a message to the user the amount of points or specific objectives necessary to complete a "mission" or enter the next level of play. The master control system may log events into a data base for later retrieval and use in applications, such as:

- Identifying a guest with a name, address and personal data (birthday, favorite color, bear's name, etc.)
- Locating the bear and child
- Triggering an event or special effect

Allowing passage into a secret or magical place
Recording activities completed, giving points for those achievements which then can be used for future redemption

Storing information to create a storybook of each child's adventures

Using bear/tag as a debit charge to purchase snacks, gift items, etc.

The master control system can also preferably send messages to the user from other users. Optionally, the system may be suitably configured to allow multiple users to interact with each other adjusting the master control system. The master system can also preferably interface with digital imaging and/or video capture so that the users can be visually tracked. Any user can locate another user either through the video capturing system or by sending a message to another device. At the end of a visit, participants are informed of their activities and the system interfaces with photo-printout capabilities. For example, as each participant enters a specific "game zone" within the facility, a reader reads data stored on the tag **110** embedded with the participant's bear or other SRRF-compatible toy. This information is communicated to the master system which logs/tracks the guest's progress through the facility while interfacing with other interactive systems within the venue. For example, upon receipt of an activation message received from a first game zone, the master system may trigger a digital camera focused on that area, thus capturing a digital image of the player and/or his or her bear. This photo image is electronically time-stamped and stored with identifying UBIN and UKIN for later retrieval. In this manner the SRRF technology allows the master control system to uniquely identify and track bears and people as they interact with various games and activities in a semi-controlled play environment.

Theming/Storyline

The present invention may be carried out using a wide variety of suitable themed environments, storylines and characters, as will be readily apparent to those skilled in the art. The following specific example is provided for purposes of illustration and for better understanding of the invention and should not be taken as limiting the invention in any way:

Example

In a special spot of the world exists an incredible place made of magic. In the most amazing and enchanting forest lives an amazing wizard who has spent his life making cuddly critters who possess unusual abilities. These critters look like ordinary teddy bears or stuffed animals; cute and cuddly ready to become a child's best friend. But behind the fluff and stuffing this one-of-kind bear is Magical. Each and every bear was carefully created by this Wizard, has made thousands of unique stuffed creatures with the gift to become magical. However, these creations do not start off with magic powers. Only when the bear and its human mate are brought together the magic is sparked. But even then the bear is not yet able to use all of its magic powers until it is properly taught. It is the responsibility of the human to take the bear on a magic journey through the Enchanted Forest where the magic teachings begin. Then, for days to follow the bear is able to practice its magic powers in all sort of "normal" places. When the training and practice is complete, the bear is given its magic inductions and diploma (a hat, wand, etc., as appropriate) and is able to practice level-one magic. The magic bear's owner can then choose from a big selection of special clothing, accessories and other magical items to customize their new friend. New and improved

magic skills can be learned by the magic bear and its human mate on its next journey to the enchanted forest.

The "MagicMate" is a specially designed stuffed animal that has "smart" ability (RFID tag/transponder), which makes it possible to be tracked and trigger effects throughout a special bear training facility (e.g., retail store, hotel/resort, family entertainment center, etc.). The facility can track and send signals to the bear from the time it is purchased and continuing even after the bear leaves the training facility. To the child/owner the bear is truly magical; making effects happen whenever the bear comes into contact with a magic-bear compatible device. In addition, the bear seems to be magically watched by the Wizard who seems to always know where the bear is and what it is doing.

For example, the bear training center may be located within a family hotel/resort. The experience begins when the guest (or the guests parents) reserve a room at the resort. They are given a special invitation to become a special owner to a magic bear who needs their help to become magical. They are given a basic background of the experience and the story behind Magic Mates. Guests who choose to participate would be assigned a specially designed magic-ready hotel room. Guests can also choose to partake any time they are staying at the resort. Of course, visitors not staying at the hotel may also purchase a magic-mate.

Once guests **410** arrive at the resort they select a time in which they will meet the Wizard **450** at his workshop **425** and finally are joined with their new magical friend **400** (FIGS. **8-9**). When the guest arrives at this The Wizard Workshop **425** they are greeted by a Wizard **450** or two who lead them into the Wizard Workshop where they carefully select their magic mate **400**. The guests are led into the workshop by a masterful Wizard who introduces them to his special creations. The Wizard also tells guests about his magical workshop and how he created these special bears for over 200 years and then helps the guests select their new magic-mate. Guests are asked to sign official adoption papers (initial identification process: name, address, bear name, etc.) and told how to care for their magic bear. The Wizard performs a special trick that "sparks" the bears magic so that it can begin its magic training with its new owner.

After guests choose their mate they are given official adoption papers, name their bear and the "story" (tracking) of the bear begins. They are then led through a hidden door, through a magical tunnel (FIG. **10**) which takes them into the Enchanted Forest **460** where the magic training commences. The Enchanted Forest is an interactive maze of physical and hands on challenges, such as climbing nets **462**, rope bridges **464**, bear elevators **466**, and the like (FIGS. **11-13**). The bear **400** is taken by its owner through a series of magical lessons and fun experiences which will teach the bear and the guest how to use their magic powers. Magic is truly created and the bear **400** is able to set off a series of special effects as well as respond to various signals. Guests work their way through various caves, trees and bridges to different magic stations that help them teach their bear new skills. Each station is outfitted with a reader/writer device that logs and activates an effect after the bear completes a certain skill. For example, the bear's owner must teach the bear a magic saying. When this magic saying is done in a specific way (hold your bear to the sky and say, "Swish, Swirl, Bluster and Blow, Make the winds gust and grow!"), the bear's light will glow and powerful winds (high-powered fans) blow at the guests.

Once they make it through the Enchanted Forest they are then taken to a Wizard's Cove **470** (FIG. **14**) where the

Wizard **450** tests the bear's magic skills and official ceremonies are conducted. If they pass, they will be dubbed by the Wizard to have Level One Magic Powers. This area is actually a small theatre that uses a projected image of the Wizard and special effects. The bear will respond to signals that are integrated into the show. The guest then exits into a WizardWear shop **480** (FIG. **15**) where he or she is able to select from dozens of outfits **482**, accessories **484** and magical items **486**.

Their magic experience doesn't end once guests exit the attraction area. Actually, the real experience begins. Various areas throughout the resort or equipped to track the bear and trigger events. Guests staying and paying for the Magic Mate Adventure have rooms that are outfitted with receivers that will cause specific events such as turn lights on and off and receive messages through the television. In addition, hallways, point portals (guest does an activity at a computer station and receives points for future redemption prizes), the restaurant and any other area at the resort have hidden receivers which will track the bear everywhere it goes. It will record the guest's activities as well as trigger effects such as talking pictures, sound and music effects.

Throughout the resort are magic moments in which the bear will either set off a special effect, be asked to conduct a magic trick, take part in a photo opportunity, a story, event, party, game, etc. For example, as the guest walks down a hallway of the resort, pictures magically light up with magical images that address and speak to the bear (FIG. **16**). In addition each of the guests staying at the hotel are given a room that has a special bed, telephone and toiletries for the bear. The room is also equipped and linked to the master system for special wake-up calls and magic tricks (FIGS. **17-18**).

Other areas of the resort cater to the magic bear and the guest. The restaurant would have special seating for bears, a menu and special effects (FIG. **19**). This would hold true for the pool with small lounge chairs for bears, a concierge desk for the bears and daily events for human and bear mates (FIGS. **20-21**).

Overall, a magical story is created by tracking the guest and his or her bear throughout their stay. It will turn their events (their magical journey, when they go to dinner, play in the waterplay area, etc) at the resort into an imaginative story and give them a special book that recorded their memorable experiences. It is possible to include photo capturing or designated specific points as "photo-op" for their storybook. At check out the bear and its owner are presented with a printed photo-scrapbook **490** of their magical experience at the resort (FIG. **22**). Other possibilities for continuing magic include:

Visits to other facilities to increase magic skills and reach new levels

Special events and festivals for the bear to attend

New magic levels the bear must obtain in order for it to reach its fullest potential

Catalogs with new clothing to purchase

Magic can also come to the home through telephone calls, Internet, etc.

Although this invention has been disclosed in the context of certain preferred embodiments and examples, it will be understood by those skilled in the art that the present invention extends beyond the specifically disclosed embodiments to other alternative embodiments and/or uses of the invention and obvious modifications and equivalents thereof. Thus, it is intended that the scope of the present invention herein disclosed should not be limited by the

13

particular disclosed embodiments described above, but should be determined only by a fair reading of the claims that follow.

What is claimed is:

1. A toy comprising:
 - a body having an inner portion; and
 - a radio frequency identification device (RFID) tag located within the inner portion of said body, wherein the RFID tag comprises:
 - a unique identifier configured to identify said toy;
 - a processor;
 - non-volatile programmable memory; and
 - a radio frequency (RF) transceiver adapted to facilitate two-way communication with one or more RFID reader devices of a game control system,
 wherein the RF transceiver is configured to transmit data to the one or more RFID reader devices, and wherein the data comprises information to be used in a game, wherein the information is selected from the following: i) a first selection of information comprising one or more powers associated with said toy, and ii) a second selection of information comprising points or levels reached.
2. The toy of claim 1, wherein the RFID tag comprises a passive RFID tag.
3. The toy of claim 1, wherein the RFID tag is disposed on a support structure.
4. The toy of claim 3, wherein the support structure comprises a plastic sheet substrate.
5. The toy of claim 1, wherein an outer portion of the body comprises a fabric material and wherein the inner portion comprises a stuffing material.
6. The toy of claim 5, wherein the body comprises a form representing an animal.
7. The toy of claim 1, wherein an outer portion of the body comprises a plastic material.
8. The toy of claim 1, wherein the body comprises a form representing an action figure.
9. The toy of claim 1, wherein the inner portion comprises a cavity.
10. A toy comprising:
 - a body in the form of an animal or an action figure;
 - a transponder affixed to said body and configured to identify said toy, said transponder comprising:
 - i) non-volatile programmable memory,
 - ii) a radio-frequency (RF) transceiver configured to facilitate two-way communication with one or more RFID reader devices,
 - iii) a processor, and
 - iv) an antenna configured to receive energy through inductive coupling with an externally applied elec-

14

- tromagnetic field to thereby power at least said processor and said RF transceiver;
- wherein the RF transceiver is configured to transmit data to the one or more RFID reader devices, and wherein the data comprises information to be used in a game, the information comprising one or more of the following: i) in-game abilities associated with the toy, and ii) in-game points or levels reached.
11. The toy of claim 10, wherein the transponder comprises a passive RFID tag.
12. The toy of claim 10, wherein the transponder is disposed on a support structure within said body.
13. The toy of claim 12, wherein the support structure comprises a plastic sheet substrate.
14. The toy of claim 10, wherein an outer portion of the body comprises fabric material and wherein an inner portion of the body comprises stuffing.
15. The toy of claim 10, wherein the transponder is affixed to said body by an adhesive.
16. The toy of claim 10, wherein the body comprises a plastic material, and wherein the body comprises an internal cavity.
17. The toy of claim 16, wherein the transponder is disposed within said internal cavity.
18. A toy comprising:
 - a body embodying a character or personality;
 - a transponder contained within said body and configured to identify said toy, said transponder comprising:
 - i) non-volatile programmable memory,
 - ii) a radio-frequency (RF) transmitter/receiver chip configured to facilitate two-way communication with one or more RFID reader/writer devices,
 - iii) a processor, and
 - iv) an antenna configured to receive energy through inductive coupling with an externally applied electromagnetic field to thereby power at least said processor and said RF transmitter/receiver chip,
 wherein the RF transmitter/receiver chip is configured to transmit data to the one or more RFID reader/writer devices, and wherein the data comprises information to be used in a game, the information comprising one or more of the following: i) in-game abilities associated with the toy, and ii) a personalized name of said toy.
19. The toy of claim 18, wherein the non-volatile programmable memory is pre-programmed with a unique identifier.
20. The toy of claim 18, wherein the transponder comprises a passive RF identification device tag.

* * * * *