

US010228815B2

(12) **United States Patent**
Forstall et al.

(10) **Patent No.:** **US 10,228,815 B2**
(45) **Date of Patent:** **Mar. 12, 2019**

(54) **PORTABLE ELECTRONIC DEVICE, METHOD, AND GRAPHICAL USER INTERFACE FOR DISPLAYING STRUCTURED ELECTRONIC DOCUMENTS**

(71) Applicant: **Apple Inc.**, Cupertino, CA (US)

(72) Inventors: **Scott Forstall**, Los Altos, CA (US); **Chris Blumenberg**, San Francisco, CA (US); **Andre M. J. Boule**, San Jose, CA (US); **Imran Chaudhri**, San Francisco, CA (US); **Gregory N. Christie**, San Jose, CA (US); **Stephen O. Lemay**, Palo Alto, CA (US); **Marcel Van Os**, San Francisco, CA (US); **Richard J. Williamson**, Los Gatos, CA (US)

(73) Assignee: **Apple Inc.**, Cupertino, CA (US)

(*) Notice: Subject to any disclaimer, the term of this patent is extended or adjusted under 35 U.S.C. 154(b) by 0 days.

(21) Appl. No.: **15/619,027**

(22) Filed: **Jun. 9, 2017**

(65) **Prior Publication Data**

US 2017/0269794 A1 Sep. 21, 2017

Related U.S. Application Data

(63) Continuation of application No. 14/205,268, filed on Mar. 11, 2014, now Pat. No. 9,690,446, which is a (Continued)

(51) **Int. Cl.**

G06F 3/0481 (2013.01)

H04M 1/725 (2006.01)

(Continued)

(52) **U.S. Cl.**

CPC **G06F 3/0481** (2013.01); **G06F 3/0488** (2013.01); **G06F 3/04845** (2013.01); **G06F 3/04883** (2013.01); **H04M 1/72522** (2013.01)

(58) **Field of Classification Search**

CPC .. **G06F 3/0481**; **G06F 3/04845**; **G06F 3/0488**; **G06F 3/04883**; **G06F 3/0484-3/04855**; **H04M 1/72522**

(Continued)

(56) **References Cited**

U.S. PATENT DOCUMENTS

5,347,295 A 9/1994 Agulnick et al.

5,559,301 A 9/1996 Bryan, Jr. et al.

(Continued)

FOREIGN PATENT DOCUMENTS

CN 1203679 A 12/1998

CN 1278340 A 12/2000

(Continued)

OTHER PUBLICATIONS

Agarwal, Amit, "iTunesInlineVideo", Digital Inspiration—The Tech Guide, available online at <http://labnol.blogspot.com/2006_09_17_labnol_archive.html>, 27 pages, 2006.

(Continued)

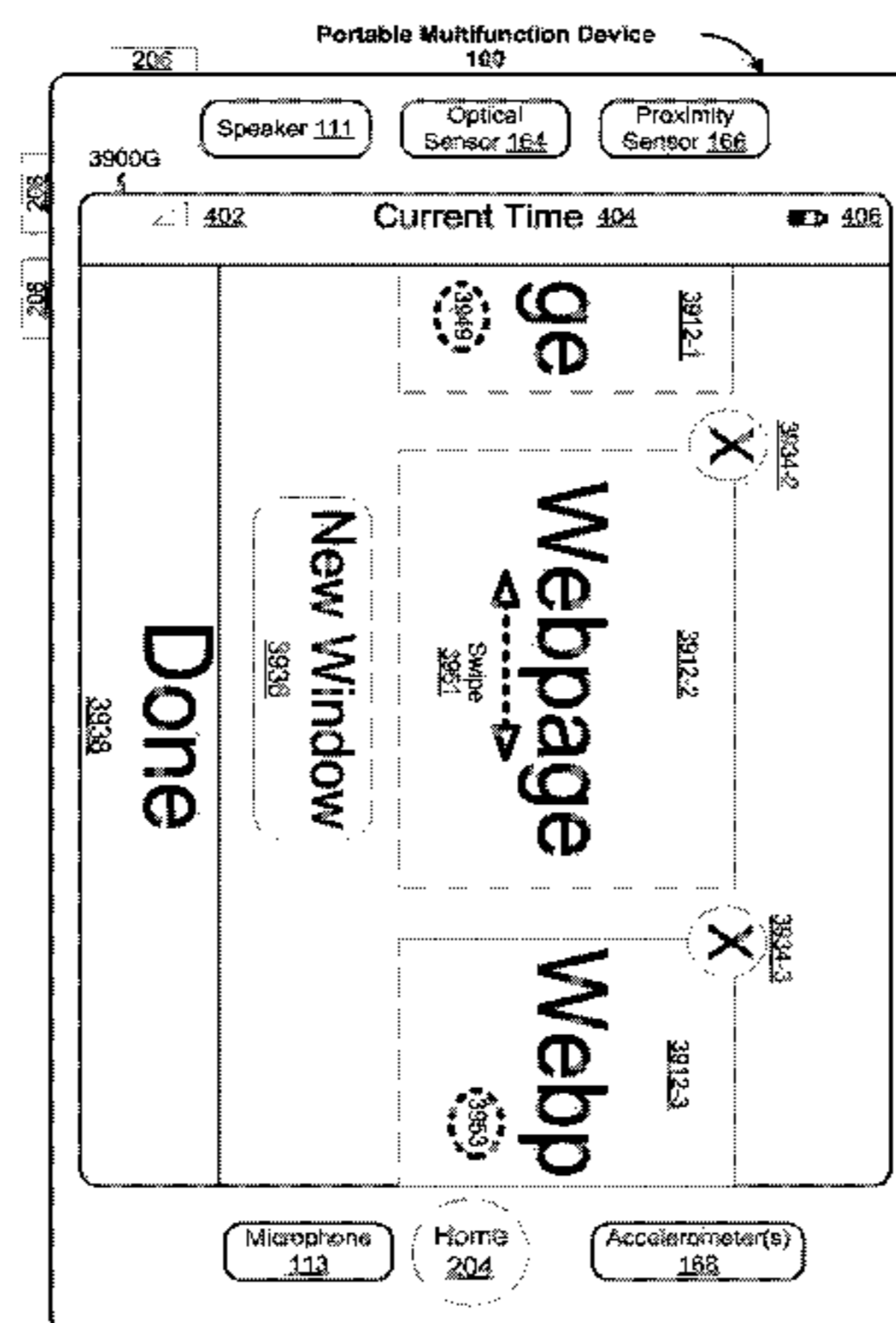
Primary Examiner — Stephen G Sherman

(74) *Attorney, Agent, or Firm* — Dentons US LLP

(57) **ABSTRACT**

At an electronic device with a touch screen display, display a user interface, where the user interface includes at least two windows of an application, a first icon displayed in association with a first window of the at least two windows, and a second icon at a location different from the at least two windows. While displaying the at least two windows, detect a gesture on the touch screen display. In response to detecting the gesture: in accordance with detecting the gesture on the first icon associated with the first window on the touch screen display, remove from the display the first window of the at least two displayed windows corresponding to the gesture; and in accordance with detecting the gesture on the second icon at the location different from the at least two windows of the application, display a new window of the application on the touch screen display.

30 Claims, 29 Drawing Sheets



Related U.S. Application Data

continuation of application No. 12/981,433, filed on Dec. 29, 2010, now Pat. No. 8,669,950, which is a continuation of application No. 11/850,013, filed on Sep. 4, 2007, now Pat. No. 7,864,163.

- (60) Provisional application No. 60/937,993, filed on Jun. 29, 2007, provisional application No. 60/946,715, filed on Jun. 27, 2007, provisional application No. 60/879,469, filed on Jan. 8, 2007, provisional application No. 60/879,253, filed on Jan. 7, 2007, provisional application No. 60/824,769, filed on Sep. 6, 2006.

- (51) **Int. Cl.**

G06F 3/0488 (2013.01)
G06F 3/0484 (2013.01)

- (58) **Field of Classification Search**

USPC 345/173-179; 178/18.01-18.09, 18.11
 See application file for complete search history.

- (56)

References Cited

U.S. PATENT DOCUMENTS

5,610,653 A 3/1997 Abecassis
 5,612,719 A 3/1997 Beernink et al.
 5,739,821 A 4/1998 Ho et al.
 5,760,773 A 6/1998 Berman et al.
 5,828,370 A 10/1998 Moeller et al.
 6,025,842 A 2/2000 Filetto et al.
 6,040,824 A 3/2000 Maekawa et al.
 6,069,606 A 5/2000 Sciammarella et al.
 6,073,036 A 6/2000 Heikkinen et al.
 6,133,916 A 10/2000 Bukszar et al.
 6,177,936 B1 1/2001 Cragun
 6,199,082 B1 3/2001 Ferrel et al.
 6,243,080 B1 6/2001 Molne
 6,262,732 B1 7/2001 Coleman et al.
 6,297,795 B1 10/2001 Kato et al.
 6,313,855 B1 11/2001 Shuping et al.
 6,326,970 B1 12/2001 Mott et al.
 6,349,410 B1 2/2002 Lortz
 6,359,615 B1 3/2002 Singh
 6,411,283 B1 6/2002 Murphy
 6,466,198 B1 10/2002 Feinstein
 6,466,203 B2 10/2002 Van Ee
 6,486,895 B1 11/2002 Robertson et al.
 6,489,975 B1 12/2002 Patil et al.
 6,496,182 B1 12/2002 Wong et al.
 6,570,583 B1 5/2003 Kung et al.
 6,590,568 B1 7/2003 Astala et al.
 6,613,100 B2 9/2003 Miller
 6,639,584 B1 10/2003 Li
 6,683,628 B1 1/2004 Nakagawa et al.
 6,724,403 B1 4/2004 Santoro et al.
 6,771,250 B1 8/2004 Oh
 6,847,778 B1 1/2005 Vallone et al.
 6,928,461 B2 8/2005 Tuli
 6,956,564 B1 10/2005 Williams
 6,966,837 B1 11/2005 Best
 7,030,861 B1 4/2006 Westerman et al.
 7,054,965 B2 5/2006 Bell et al.
 7,075,512 B1 7/2006 Fabry et al.
 7,085,590 B2 8/2006 Kennedy et al.
 7,149,549 B1 12/2006 Ortiz et al.
 7,152,210 B1 12/2006 Van Den Hoven et al.
 7,166,791 B2 1/2007 Robbin et al.
 7,171,625 B1 1/2007 Sacchi
 7,346,855 B2 3/2008 Hellyar et al.
 7,461,353 B2 12/2008 Rohrabough et al.
 7,479,949 B2 1/2009 Jobs et al.
 7,480,870 B2 1/2009 Anzures et al.
 7,509,588 B2 3/2009 Van Os et al.
 7,587,671 B2 9/2009 Saft et al.

7,596,761 B2 9/2009 Lemay et al.
 7,676,767 B2 3/2010 Hofmeister et al.
 7,730,401 B2 6/2010 Gillespie et al.
 7,739,271 B2 6/2010 Cook et al.
 7,788,583 B1 8/2010 Amzallag et al.
 7,831,926 B2 11/2010 Rohrabough et al.
 7,844,889 B2 11/2010 Rohrabough et al.
 7,864,163 B2 1/2011 Ordning et al.
 7,956,849 B2 6/2011 Anzures et al.
 8,214,768 B2 7/2012 Boule et al.
 8,531,423 B2 9/2013 Anzures et al.
 8,547,355 B2 10/2013 Anzures et al.
 8,669,950 B2 3/2014 Forstall et al.
 8,842,074 B2 9/2014 Ordning et al.
 8,912,988 B2 12/2014 Tomida et al.
 2001/0024195 A1 9/2001 Hayakawa
 2002/0015064 A1 2/2002 Robotham et al.
 2002/0033848 A1 3/2002 Sciammarella et al.
 2002/0093531 A1 7/2002 Barile
 2002/0152283 A1 10/2002 Dutta et al.
 2002/0163545 A1 11/2002 Hii
 2002/0191029 A1 12/2002 Gillespie et al.
 2003/0013483 A1 1/2003 Ausems et al.
 2003/0025676 A1 2/2003 Cappendijk
 2003/0033331 A1 2/2003 Sena et al.
 2003/0063125 A1 4/2003 Miyajima et al.
 2003/0076301 A1 4/2003 Tsuk et al.
 2003/0076303 A1 4/2003 Huppi
 2003/0081135 A1 5/2003 Boll
 2003/0095096 A1 5/2003 Robbin et al.
 2003/0095135 A1 5/2003 Kaasila et al.
 2003/0095155 A1 5/2003 Johnson
 2003/0117427 A1 6/2003 Haughawout et al.
 2003/0117440 A1 6/2003 Hellyar et al.
 2003/0135649 A1 7/2003 Buckley et al.
 2003/0164861 A1 9/2003 Barbanson et al.
 2003/0193524 A1 10/2003 Bates et al.
 2003/0204815 A1* 10/2003 Edwards G06F 17/30899
 715/205
 2004/0049541 A1 3/2004 Swahn
 2004/0085351 A1 5/2004 Tokkonen
 2004/0100479 A1 5/2004 Nakano et al.
 2004/0103371 A1 5/2004 Chen et al.
 2004/0125081 A1 7/2004 Hayakawa
 2004/0143796 A1 7/2004 Lerner et al.
 2004/0167783 A1 8/2004 Nagai
 2004/0169674 A1 9/2004 Linjama
 2004/0201595 A1 10/2004 Manchester
 2004/0205496 A1 10/2004 Dutta et al.
 2004/0215719 A1 10/2004 Altshuler
 2004/0268393 A1 12/2004 Hunleth et al.
 2004/0268400 A1 12/2004 Barde et al.
 2005/0005246 A1 1/2005 Card et al.
 2005/0012723 A1 1/2005 Pallakoff
 2005/0020317 A1 1/2005 Koyama
 2005/0044509 A1 2/2005 Hunleth et al.
 2005/0057524 A1 3/2005 Hill et al.
 2005/0066286 A1 3/2005 Makela
 2005/0071364 A1 3/2005 Xie et al.
 2005/0071736 A1 3/2005 Vredenburg et al.
 2005/0071778 A1 3/2005 Tokkonen
 2005/0079896 A1 4/2005 Kokko et al.
 2005/0091107 A1* 4/2005 Blum G06F 17/30029
 705/14.65
 2005/0093826 A1 5/2005 Huh
 2005/0097444 A1 5/2005 Ivarsey et al.
 2005/0114788 A1 5/2005 Fabritius
 2005/0166232 A1 7/2005 Lamkin et al.
 2005/0177783 A1 8/2005 Agrawala et al.
 2005/0183017 A1 8/2005 Cain
 2005/0192924 A1 9/2005 Drucker et al.
 2005/0204385 A1 9/2005 Sull et al.
 2005/0229118 A1 10/2005 Chiu et al.
 2005/0283739 A1 12/2005 Mohr et al.
 2005/0285880 A1 12/2005 Lai et al.
 2006/0001656 A1* 1/2006 LaViola, Jr. G06F 3/04883
 345/179
 2006/0017692 A1 1/2006 Wehrenberg et al.
 2006/0026521 A1 2/2006 Hotelling et al.

(56)

References Cited

U.S. PATENT DOCUMENTS

2006/0026535 A1 2/2006 Hotelling et al.
 2006/0033761 A1 2/2006 Suen et al.
 2006/0036944 A1 2/2006 Wilson
 2006/0048076 A1 3/2006 Vronay et al.
 2006/0053387 A1 3/2006 Ording
 2006/0064647 A1 3/2006 Tapuska et al.
 2006/0085743 A1 4/2006 Baudisch et al.
 2006/0097991 A1 5/2006 Hotelling et al.
 2006/0101354 A1 5/2006 Hashimoto et al.
 2006/0123360 A1 6/2006 Anwar et al.
 2006/0125799 A1 6/2006 Hillis et al.
 2006/0143574 A1 6/2006 Ito et al.
 2006/0146016 A1 7/2006 Chan et al.
 2006/0146038 A1 7/2006 Park et al.
 2006/0164382 A1 7/2006 Kulas et al.
 2006/0176403 A1 8/2006 Gritton et al.
 2006/0197753 A1 9/2006 Hotelling
 2006/0265643 A1 11/2006 Saft et al.
 2006/0267995 A1 11/2006 Radloff et al.
 2006/0271858 A1* 11/2006 Yolleck G06F 17/30873
 715/738
 2006/0277588 A1 12/2006 Harrington et al.
 2006/0284852 A1 12/2006 Hofmeister et al.
 2007/0004451 A1 1/2007 Anderson
 2007/0024646 A1 2/2007 Saarinen et al.
 2007/0038612 A1 2/2007 Sull et al.
 2007/0067738 A1 3/2007 Flynt et al.
 2007/0106952 A1 5/2007 Matas et al.
 2007/0152984 A1 7/2007 Ording et al.
 2007/0155434 A1 7/2007 Jobs et al.
 2007/0157228 A1 7/2007 Bayer et al.
 2007/0250768 A1 10/2007 Funakami et al.
 2007/0263176 A1 11/2007 Nozaki et al.
 2008/0034029 A1 2/2008 Fang et al.
 2008/0042984 A1 2/2008 Lim et al.
 2008/0055272 A1 3/2008 Anzures et al.
 2008/0062137 A1 3/2008 Brodersen et al.
 2008/0122796 A1 5/2008 Jobs et al.
 2008/0165148 A1 7/2008 Williamson et al.
 2008/0165152 A1 7/2008 Forstall et al.
 2008/0165153 A1 7/2008 Platzer et al.
 2008/0174570 A1 7/2008 Jobs et al.
 2008/0231610 A1 9/2008 Hotelling et al.
 2014/0059434 A1 2/2014 Anzures et al.
 2014/0092125 A1 4/2014 Max et al.
 2015/0046849 A1 2/2015 Forstall et al.
 2015/0082240 A1 3/2015 Ording et al.
 2018/0067643 A1 3/2018 Ording et al.

FOREIGN PATENT DOCUMENTS

CN 1553367 A 12/2004
 CN 1613105 A 5/2005
 CN 1658137 A 8/2005
 CN 1752979 A 3/2006
 EP 0476972 A2 3/1992
 EP 0651544 A2 5/1995
 EP 0701220 A1 3/1996
 EP 0880090 A2 11/1998
 EP 0990202 A1 4/2000
 EP 1049305 A1 11/2000
 EP 1255186 A2 11/2002
 EP 1517228 A2 3/2005
 EP 1564632 A2 8/2005
 EP 1632874 A2 3/2006
 EP 1640878 A1 3/2006
 EP 1752880 A1 2/2007
 FR 2830093 A3 3/2003
 GB 2301217 A 11/1996
 JP 6-95794 A 4/1994
 JP 7-225829 A 8/1995
 JP 8-044253 A 2/1996
 JP 9-138745 A 5/1997
 JP 10-96648 A 4/1998

JP 10-97543 A 4/1998
 JP 10-198517 A 7/1998
 JP 11-15817 A 1/1999
 JP 11-143604 A 5/1999
 JP 11-242539 A 9/1999
 JP 2000-56889 A 2/2000
 JP 2000-163444 A 6/2000
 JP 2000-181436 A 6/2000
 JP 2000-242390 A 9/2000
 JP 2001-14133 A 1/2001
 JP 2001-142604 A 5/2001
 JP 2001-175386 A 6/2001
 JP 2001-516914 A 10/2001
 JP 2002-244635 A 8/2002
 JP 2002-259001 A 9/2002
 JP 2002-323850 A 11/2002
 JP 2003-512676 A 4/2003
 JP 2003-195997 A 7/2003
 JP 2004-199696 A 7/2004
 JP 2004-206230 A 7/2004
 JP 2004-288208 A 10/2004
 JP 2004-318505 A 11/2004
 JP 2005-18229 A 1/2005
 JP 2005-18792 A 1/2005
 JP 2005-110286 A 4/2005
 JP 2005-234199 A 9/2005
 JP 2005-234291 A 9/2005
 JP 2005-242669 A 9/2005
 JP 2005-267049 A 9/2005
 JP 2006-18645 A 1/2006
 JP 2006-120153 A 5/2006
 JP 2008-508600 A 3/2008
 JP 2008-518330 A 5/2008
 JP 2013-222229 A 10/2013
 JP 2014-71514 A 4/2014
 KR 1998-0032331 A 7/1998
 KR 10-2004-0095410 A 11/2004
 KR 10-2006-0031600 A 4/2006
 KR 10-2006-0091321 A 8/2006
 WO 1997/20274 A1 6/1997
 WO 1999/14655 A1 3/1999
 WO 1999/054807 A1 10/1999
 WO 2000/008757 A1 2/2000
 WO 2002/046903 A1 6/2002
 WO 2002/082418 A2 10/2002
 WO 2002/093542 A1 11/2002
 WO 2003/052626 A1 6/2003
 WO 2004/021166 A1 3/2004
 WO 2004/023450 A1 3/2004
 WO 2004/040481 A1 5/2004
 WO 2005/029308 A2 3/2005
 WO 2005/036416 A2 4/2005
 WO 2005/041020 A1 5/2005
 WO 2005/074268 A1 8/2005
 WO 2005/106684 A1 11/2005
 WO 2006/003591 A2 1/2006
 WO 2006/020304 A2 2/2006
 WO 2006/020305 A2 2/2006
 WO 2006/042417 A1 4/2006
 WO 2006/047697 A2 5/2006
 WO 2007/089766 A2 8/2007
 WO 2008/030874 A1 3/2008
 WO 2008/030972 A1 3/2008
 WO 2008/030976 A2 3/2008
 WO 2008/086303 A1 7/2008

OTHER PUBLICATIONS

Ahmad et al., "Content-Based Image Retrieval on Mobile Devices", Proceedings of SPIE-IS&T Electronic Imaging, vol. 5684, pp. 255-264, 2005.
 Alam et al., "Web Document Manipulation for Small Screen Devices: A Review", available at <http://www.csc.liv.ac.uk/~wda2003/Papers/Section_II/Paper_8.pdf>, 2003, pp. 33-36.
 Alejandre, Suzanne, "Graphing Linear Equations", available at <<http://mathforum.org/alejandre/palm/times.palm.html>>, retrieved on Jun. 12, 2006, 3 pages.

(56)

References Cited

OTHER PUBLICATIONS

- Apparao et al., "Level1 Document Object Model Specification", W3C Working Draft, available at <<http://www.w3.org/TR/WDDOM/>>, Jul. 20, 1998, 3 pages.
- Apple Inc. vs. Samsung Electronics Co. Ltd. et al.*, Judgment in Interlocutory Proceeding, Case No. 396957/KG ZA 11-730, Civil Law Sector, Aug. 24, 2011, pp. 1-65.
- Apple Inc. vs. Samsung Electronics Co. Ltd. et al.*, Samsung's Motion to Supplement Invalidity Contentions, Case No. 11-cv-01846-LHK, filed Jan. 27, 2012 together with Exhibit 6, Jan. 27, 2012, 47 pages.
- Apple Inc. vs. Samsung Electronics Co. Ltd. et al.*, Samsung's Patent Local Rule 3-3 and 3-4 Disclosures, Case No. 11-cv-01846-LHK, dated Oct. 7, 2011, together with Exhibits G-1 through G-7 and Exhibit H, 287 pages.
- Arons, Barry Michael., "The Audio-Graphical Interface to a Personal Integrated Telecommunications System", Thesis Submitted to the Department of Architecture at the Massachusetts Institute of Technology, Jun. 1984, pp. 1-88.
- Baudisch et al., "Collapse-to-Zoom: Viewing Web Pages on Small Screen Devices by Interactively Removing Irrelevant Content", Microsoft Research, Oct. 2004, 4 pages.
- Bitstream®, "ThunderHawk Pocket PC Edition for End Users", Available at <http://www.bitstream.com/wireless/products/pocketpc/faq_using.html>, retrieved on Jun. 12, 2006, 4 pages.
- Björk et al., "WEST: A Web Browser for Small Terminals", Proceedings of the 12th Annual ACM Symposium on User Interface Software and Technology, Nov. 7-10, 1999, pp. 187-196.
- Bos et al., "3 Conformance: Requirements and Recommendations", Cascading Style Sheets, level2 CSS2 Specification, W3C Recommendation, available at <<http://www.w3.org/TR/CSS2/conform.html#doctree>>, May 12, 1998, 6 pages.
- Buyukkokten et al., "Power Browser: Efficient Web Browsing for PDAs", Proceedings of the SIGCHI conference on Human Factors in Computing Systems, 2000, pp. 430-437.
- Certificate of Examination received for Australian Patent Application No. 2011101190, dated Nov. 23, 2011, 1 page.
- Chen et al., "A Novel Navigation and Transmission Technique for Mobile Handheld Devices", 2003, 8 pages.
- Chen et al., "Detecting Web Pages Structure for Adaptive Viewing on Small Form Factor Devices", Proceedings of the 12th International Conference on World Wide Web, 2003, pp. 225-233.
- Chen et al., "DRESS: A Slicing Tree Based Web Page Representation for Various Display Sizes", Microsoft Research, Technical Report, Nov. 16, 2002, 9 pages.
- CNET, "Fujitsu LifeBook B6110D", Reviews, Nov. 24, 2005, 2 pages.
- CNET, "Video:Create Custom Widgets with Web Clip", CNET News, Available at: <http://news.cnet.com/1606-2-6103525.html>, Aug. 8, 2006, 3 pages.
- Coleman, David W., "Meridian Mail Voice Mail System Integrates Voice Processing and Personal Computing", Speech Technology, vol. 4, No. 2, Mar./Apr. 1988, pp. 84-87.
- Cooper, Alan, "The Inmates Are Running the Asylum", Sams Publishing, 1999, pp. 138-147.
- Decision to Grant received for Chinese Patent Application No. 200780001140.9, dated Feb. 3, 2012, 4 pages.
- Decision to Grant received for European Patent Application No. 07814690.9, dated Nov. 10, 2016, 3 pages.
- Decision to Grant received for European Patent Application No. 07841980.1, dated Aug. 1, 2013, 3 pages.
- Decision to Grant received for European Patent Application No. 12174677.0, dated Sep. 29, 2016, 3 pages.
- Decision to Refusal received for European Patent Application No. 07869929.5, dated Jun. 4, 2012, 8 pages.
- Decision to Refusal received for European Patent Application No. 0917178.6, dated Dec. 14, 2011, 22 pages.
- Decision to Refusal received from European Patent Application No. 07814690.9, dated Jun. 11, 2012, 13 pages.
- Decision to Refuse Patent Application received for European Patent Application No. 12169786.6, dated Feb. 26, 2015, 16 pages.
- Extended European Search Report (includes Partial European Search Report and European Search Opinion) received for European Patent Application No. 09171787.6, dated Jan. 26, 2010, 6 pages.
- Extended European Search Report (includes Partial European Search Report and European Search Opinion) received for European Patent Application No. 12169786.6, dated Jul. 11, 2012, 10 pages.
- Extended European Search Report received for European Patent Application No. 12174677.0, dated Aug. 10, 2012, 11 pages.
- EYEMODULE, Turn Your Handspring™ Visor™ Handheld into a Digital Camera, User's Manual, 9 pages, 2000.
- Final Office Action received for U.S. Appl. No. 11/620,647, dated Dec. 23, 2010, 21 pages.
- Final Office Action received for U.S. Appl. No. 11/850,008, dated Dec. 29, 2010, 14 pages.
- Final Office Action received for U.S. Appl. No. 11/850,638, dated Feb. 8, 2011, 14 pages.
- Final Office Action received for U.S. Appl. No. 11/850,638, dated May 15, 2012, 16 pages.
- Final Office Action received for U.S. Appl. No. 11/850,638, dated Feb. 4, 2014, 23 Pages.
- Final Office Action received for U.S. Appl. No. 11/961,773, dated Nov. 2, 2011, 12 pages.
- Final Office Action received for U.S. Appl. No. 11/961,773, dated Nov. 29, 2012, 15 pages.
- Final Office Action received for U.S. Appl. No. 11/968,067, dated May 13, 2011, 16 pages.
- Final Office Action received for U.S. Appl. No. 12/042,299, dated Jul. 8, 2011, 8 pages.
- Final Office Action received for U.S. Appl. No. 13/155,304 dated Feb. 7, 2013, 12 pages.
- Final Office Action received for U.S. Appl. No. 14/493,128, dated Dec. 21, 2016, 17 pages.
- Fingerworks Forums, "FingerWorks Support Forums—Product Comments—TouchStream KeyBoards—Is the Multitouch Lemur", available at <<http://64233.167.104/search?q=cache:sjVdtyFBvRMJ:forums.finger>>, retrieved on Nov. 16, 2005, 2 pages.
- Fingerworks Inc., "Installation and Operation Guide for iGesture Products w/Keys", available on: www.fingerworks.com, 2002, 10 pages.
- Fingerworks Inc., Installation and Operation Guide for the TouchStream and TouchStream LP, available at <<http://www.fingerworks.com>>, pp. 1-25., 2002.
- Fingerworks Inc., Quick Reference Guide for iGesture Products, available at <<http://www.fingerworks.com>>, 1999-2002, 2 pages.
- Fingerworks, "Quick Reference Guide for TouchStream ST/LP", available at <<http://www.fingerworks.com>>, 2003, 4 pages.
- Fingerworks, "TouchStream LP Silver", available at <<http://www.fingerworks.com>>, Apr. 27, 2005, 18 pages.
- Fling, Brian, "Designing for Mobile, Bringing Design Down to Size", Blue Flavor, 2006, 103 pages.
- Geary, Leigh, "Orange SPV C600 Review", available at <<http://www.coolsmartphone.com/article569.html>>, retrieved on Apr. 14, 2006, 57 pages.
- Getgreg, Jeff Han's Multiple Touch Point Display, the Stuff Dreams are Made of, available at http://www.theyshoulddothat.com/2006/08/jeff_hanns_multiple_touch_poin.html>, retrieved on Aug. 16, 2006, 2 pages.
- Grant of Patent received for Taiwan Patent Application No. 097100075, issued on Apr. 11, 2013, 3 pages.
- Guan et al., "Zoom Selector: A Pen-based Interaction Technique for Small Target Selection", Transactions of the Information Processing Society of Japan, vol. 45, No. 8, Aug. 2004, pp. 2087-2097.
- Han, Jeff, "Unveiling the Genius of Mufti-touch Interface Design", Ted Ideas Worth Spreading, available at <<http://www.ted.com/index.php/talks/view/id/65>>, retrieved on Aug. 6, 2006, 1 page.
- Hart, Kim, "Rewriting the Web for Mobile Phones", [washingtonpost.com](http://www.washingtonpost.com), available at <http://www.washingtonpost.com/wp-dyn/content/article/2006/07/25/AR2006072501517_pf.html>, Jul. 26, 2006, 2 pages.
- Hinckley et al., "Input/Output Devices and Interaction Techniques", CRC Press, 2003, 79 pages.

(56)

References Cited

OTHER PUBLICATIONS

Holmquist, Lars Erik, "The Zoom Browser Showing Simultaneous Detail and Overview in Large Documents", Human IT, available at <<http://www.hb.se/bhs/ith/3-98/leh.htm>>, retrieved on Dec. 17, 2007, 12 pages.

HTC Europe Co. Ltd and Apple Inc. Invalidity Claim dated Apr. 15, 2012, together with annexes, 12 pages.

HTC Europe Co. Ltd and Apple Inc. invalidity Claim dated Jul. 29, 2011, together with amended Particulars of Claim and amended Grounds of Invalidity, 22 pages.

Intention to Grant received for European Patent Application No. 07814690.9, dated Jun. 28, 2016, 7 pages.

Intention to Grant received for European Patent Application No. 07841980.1, dated Mar. 11, 2013, 10 pages.

Intention to Grant received for European Patent Application No. 12174677.0, dated May 6, 2016, 8 pages.

International Preliminary Report on Patentability received for PCT Patent Application No. PCT/US2007/088879, dated Jul. 7, 2009, 7 pages.

International Preliminary Report on Patentability received for PCT Patent Application No. PCT/US2007/077638 dated Mar. 10, 2009, 7 pages.

International Preliminary Report on Patentability received for PCT Patent Application No. PCT/US2007/077644, dated Mar. 10, 2009, 11 pages.

International Preliminary Report on Patentability received for PCT Patent Application No. PCT/US2007/077773, dated Mar. 10, 2009, 6 pages.

International Preliminary Report on Patentability received for PCT Patent Application No. PCT/US2007/088893, dated Jul. 7, 2009, 8 pages.

International Search Report and Written Opinion received for PCT Patent Application No. PCT/US2007/077638, dated Feb. 19, 2008, 9 pages.

International Search Report and Written Opinion received for PCT Patent Application No. PCT/US2007/077644, dated May 30, 2008, 18 pages.

International Search Report and Written Opinion received for PCT Patent Application No. PCT/US2007/077773, dated Jan. 15, 2008, 8 pages.

International Search Report and Written Opinion received for PCT Patent Application No. PCT/US2007/088879, dated Jun. 30, 2008, 8 pages.

International Search Report and Written Opinion received for PCT Patent Application No. PCT/US2007/088893, dated Jul. 11, 2008, 10 pages.

International Search Report and Written Opinion received for PCT Patent Application No. PCT/US2008/050430, dated Sep. 1, 2008, 13 pages.

International Search Report and Written Opinion received for PCT Patent Application No. PCT/US2010/062307, dated Apr. 5, 2011, 13 pages.

Invitation to pay additional fees received for PCT Patent Application No. PCT/US2007/077644, dated Jan. 23, 2008, 10 pages.

Invitation to Pay Additional Fees received for PCT Patent Application No. PCT/US2008/050430, dated Jun. 27, 2008, 7 pages.

Karlson et al., "AppLens and LaunchTile: Two Designs for One-Handed Thumb Use on Small Devices", CHI 2005, Papers: Small Devices 1, Apr. 2-7, 2005, pp. 201-210.

Karlson et al., "AppLens and Launch Tile: Two Designs for One-Handed Thumb Use on Small Devices", CHI 2005, 2005, 17 pages.

Khella et al., "Pocket PhotoMesa: A Zoomable Image Browser for PDAs", Proceedings of the 3rd international Conference on Mobile and Ubiquitous Multimedia, 2004, pp. 19-24.

Kinoma, "Kinoma Player 4 EX Documentation", available at <<http://replay.waybackmachine.org/20061101175306/http://www.kinoma.com/index/pd-player-4>>, archived on Nov. 1, 2006, 28 pages.

Laakko et al., "Adapting Web Content to Mobile User Agents", IEEE Internet Computing, vol. 9, No. 2, Mar./Apr. 2005, pp. 46-53.

Landragin, Frédéric, "The Role of Gesture in Multimodal Referring Actions", Proceedings of the 4th IEEE International Conference on Multimodal Interfaces, available at <<http://ieeexplore.iee.org/ie15/83461/26309/01166988pdf?arnumber=11616988>>, 2002, pp. 173-178.

Lie, Håkon W., "Cascading Style Sheets", available at <<http://people.opera.com/howcome/2006/phd/css.pdf>>, 2005, pp. 243-247.

Microsoft Corporation, "Microsoft Office Word 2003 (SP2)", SP3 as of 2005, pages MSWord 2003 Figures 1-5, 1983-2003, 5 pages.

Microsoft Corporation. "Microsoft Word 2000 (9.0.2720)". MSWord Figures 1-5. 1999. 5 pages.

Microsoft Word, "Example of Scrolling Pages In Word 2003", 2003, 3 pages.

Milic-Frayling et al., "SmartView: Enhanced Document Viewer for Mobile Devices", Microsoft Technical Report, available at <<ftp://ftp.research.microsoft.com/pub/tr/tr-2002-114.pdf>>, retrieved on Dec. 17, 2007, Nov. 15, 2002, 9 pages.

Milic-Frayling et al., "SmartView: Flexible Viewing of Web Page Contents", Proceedings of the Eleventh International World Wide Web Conference, available at <<http://www2002.org/CDROM/poster/172/>>, May 11, 2002, 4 pages.

Motorola Mobility Opposition Grounds to Apple Inc. European Patent EP 2126678 dated Apr. 11, 2012, together with Exhibits E3, E4, and E5 re: CHT 2005, Apr. 2-7, 2005, Portland Oregon, USA, Apr. 2012, 53 pages.

Myers, Brad A., "Shortcutter for Palm", available at <<http://www.cs.cmu.edu/~pebbles/v5/shortcutter/palm/index.html>>, retrieved on Jun. 18, 2014, 10 pages.

Non Final Office Action received for U.S. Appl. No. 14/043,788, dated Jul. 14, 2016, 13 pages.

Non Final Office Action received for U.S. Appl. No. 14/493,128, dated Sep. 12, 2016, 18 pages.

Non Final Office Action received for U.S. Appl. No. 14/205,268, dated Feb. 18, 2016, 17 pages.

Non-Final Office Action received for U.S. Appl. No. 11/620,647 dated Jun. 24, 2010, 19 pages.

Non-Final Office Action received for U.S. Appl. No. 11/620,647, dated Nov. 17, 2009, 20 pages.

Non-Final Office Action received for U.S. Appl. No. 11/620,647, dated Oct. 13, 2011, 23 pages.

Non-Final Office Action received for U.S. Appl. No. 11/850,008, dated Aug. 2, 2010, 14 pages.

Non-Final Office Action received for U.S. Appl. No. 11/850,013, dated Jun. 11, 2010, 32 pages.

Non-Final Office Action received for U.S. Appl. No. 11/850,638, dated Jan. 17, 2012, 15 pages.

Non-Final Office Action received for U.S. Appl. No. 11/850,638, dated Jun. 27, 2013, 16 pages.

Non-Final Office Action received for U.S. Appl. No. 11/850,638, dated Oct. 26, 2010, 17 pages.

Non-Final Office Action received for U.S. Appl. No. 11/961,773, dated Apr. 15, 2011, 21 pages.

Non-Final Office Action received for U.S. Appl. No. 11/961,773, dated May 10, 2012, 14 pages.

Non-Final Office Action received for U.S. Appl. No. 11/968,067, dated Oct. 15, 2010, 13 pages.

Non-Final Office Action received for U.S. Appl. No. 12/042,299, dated Jan. 4, 2011, 9 pages.

Non-Final Office Action received for U.S. Appl. No. 12/981,433, dated Oct. 11, 2012, 29 pages.

Non-Final Office Action received for U.S. Appl. No. 13/155,304, dated Sep. 5, 2012, 11 pages.

Non-Final Office Action received for U.S. Appl. No. 13/464,454, dated Jul. 9, 2012, 13 pages.

Non-Final Office Action received for U.S. Appl. No. 14/043,788, dated Dec. 17, 2015, 13 pages.

Non-Final Office Action received for U.S. Appl. No. 14/205,268, dated Sep. 26, 2016, 18 pages.

Northern Telecom, "Meridian Mail PC User Guide", 1988, 17 Pages.

Notice of Acceptance received for Australian Patent Application No. 2007292383, dated Jan. 4, 2012, 3 pages.

(56)

References Cited

OTHER PUBLICATIONS

- Notice of Acceptance received for Australian Patent Application No. 2011265564, dated Aug. 4, 2014, 2 pages.
- Notice of Acceptance received for Australian Patent Application No. 2014262258, dated Apr. 1, 2016, 2 pages.
- Notice of Allowance received for Canadian Patent Application No. 2,662,134, dated Dec. 10, 2014, 1 page.
- Notice of allowance received for Chinese Patent Application No. 200780041222.6, dated Feb. 4, 2013, 2 pages.
- Notice of Allowance received for Chinese Patent Application No. 200780052019.9, dated Mar. 19, 2014, 4 pages.
- Notice of Allowance received for Chinese Patent Application No. 201210114287.1, dated Mar. 27, 2015, 4 pages.
- Notice of Allowance received for Chinese Patent Application No. 201310136787.X, dated Aug. 19, 2016, 4 pages.
- Notice of Allowance received for Japanese Patent Application No. 2009-527566, dated Oct. 4, 2013, 3 pages.
- Notice of Allowance received for Japanese Patent Application No. 2013-080820, dated Aug. 11, 2014, 3 pages.
- Notice of Allowance received for Japanese Patent Application No. 2013-229756, dated Oct. 24, 2014, 3 pages.
- Notice of Allowance received for Japanese Patent Application No. 2014-184473, dated Oct. 3, 2016, 3 pages.
- Notice of Allowance received for Korean Patent Application No. 10-2009-7007064, dated Sep. 30, 2011, 2 pages.
- Notice of Allowance received for Korean Patent Application No. 10-2009-7007067, dated Dec. 1, 2011, 2 pages.
- Notice of Allowance received for Korean Patent Application No. 10-2011-7019633, dated May 18, 2012, 2 pages.
- Notice of Allowance received for Korean Patent Application No. 10-2011-7026453, dated Apr. 10, 2015, 3 pages.
- Notice of Allowance received for Korean Patent Application No. 10-2013-7028362, dated Aug. 24, 2015, 5 pages.
- Notice of Allowance received for Korean Patent Application No. 10-2014-7023012, dated May 24, 2016, 5 pages.
- Notice of Allowance received for U.S. Appl. No. 13/464,454, dated May 1, 2013, 6 pages.
- Notice of Allowance received for U.S. Appl. No. 13/464,454, dated Oct. 29, 2012, 5 pages.
- Notice of Allowance received for U.S. Appl. No. 11/620,647 dated Mar. 2, 2012, 8 pages.
- Notice of Allowance received for U.S. Appl. No. 11/850,008, dated Mar. 11, 2011, 7 pages.
- Notice of Allowance received for U.S. Appl. No. 11/850,013, dated Oct. 20, 2010, 20 pages.
- Notice of Allowance received for U.S. Appl. No. 11/850,638, dated May 13, 2014, 5 pages.
- Notice of Allowance received for U.S. Appl. No. 12/981,433, dated Feb. 3, 2014, 5 pages.
- Notice of Allowance received for U.S. Appl. No. 12/981,433, dated Feb. 19, 2013, 5 pages.
- Notice of Allowance received for U.S. Appl. No. 12/981,433, dated Sep. 27, 2013, 6 pages.
- Notice of Allowance received for U.S. Appl. No. 13/155,304, dated Jul. 25, 2013, 10 pages.
- Notice of Allowance received for U.S. Appl. No. 14/205,268, dated Feb. 13, 2017, 8 pages.
- Notice of Allowance received for U.S. Appl. No. 14/205,268, dated May 31, 2017, 5 Pages.
- Notice of Appeal in Expedited Appeal in Summary Proceedings dated Sep. 14, 2011, pp. 1-51.
- Office Action received for Australian Patent Application No. 2007289019, dated Jul. 2, 2009, 3 pages.
- Office Action received for Australian Patent Application No. 2007289019, dated Oct. 7, 2009, 2 pages.
- Office Action received for Australian Patent Application No. 2007292383, dated Dec. 22, 2011, 2 pages.
- Office Action received for Australian Patent Application No. 2007292383, dated Mar. 24, 2010, 2 pages.
- Office Action received for Australian Patent Application No. 2007292383, dated May 12, 2011, 2 pages.
- Office Action received for Australian Patent Application No. 2009100760, dated Sep. 28, 2009, 2 pages.
- Office Action received for Australian Patent Application No. 2011265564, dated Jun. 14, 2013, 4 pages.
- Office Action received for Australian Patent Application No. 2014262258, dated Jul. 13, 2015, 4 pages.
- Office Action received for Australian Patent Application No. 2016204921, dated Mar. 24, 2017, 3 pages.
- Office Action received for Canadian Patent Application No. 2,894,056, dated Jul. 4, 2016, 3 pages.
- Office Action received for Chinese Patent Application No. 200730001140.9, dated Jan. 15, 2010, 5 pages.
- Office Action received for Chinese Patent Application No. 200780001140.9, dated Jun. 10, 2011, 7 pages.
- Office Action received for Chinese Patent Application No. 200780041222.6, dated Feb. 29, 2012, 6 pages.
- Office Action received for Chinese Patent Application No. 200780041222.6, dated Jul. 25, 2012, 3 pages.
- Office Action received for Chinese Patent Application No. 200780041222.6, dated Oct. 13, 2010, 10 pages.
- Office Action received for Chinese Patent Application No. 200730052019.9, dated Jan. 22, 2013, 15 pages.
- Office Action received for Chinese Patent Application No. 200780052019.9, dated Feb. 29, 2012, 6 pages.
- Office Action received for Chinese Patent Application No. 200780052019.9, dated Jul. 30, 2013, 8 pages.
- Office Action received for Chinese Patent Application No. 200910175852.3, dated Apr. 24, 2012, 10 pages.
- Office Action received for Chinese Patent Application No. 200910175852.3, dated Jun. 3, 2014, 4 pages.
- Office Action received for Chinese Patent Application No. 200910175852.3, dated Jun. 2, 2011, 6 pages.
- Office Action received for Chinese Patent Application No. 201210114287.1, dated Jan. 8, 2014, 13 pages.
- Office Action received for Chinese Patent Application No. 201210114287.1, dated Sep. 12, 2014, 9 pages.
- Office Action received for Chinese Patent Application No. 201310136453.2, dated Apr. 21, 2015, 12 pages.
- Office Action received for Chinese Patent Application No. 201310136453.2, dated Feb. 14, 2016, 28 pages.
- Office Action received for Chinese Patent Application No. 201310136453.2, dated Nov. 8, 2016, 11 pages.
- Office Action Received for Chinese Patent Application No. 201310136787.X, dated Jan. 13, 2016, 28 pages.
- Office Action received for Chinese Patent Application No. 201310136787.X, dated Jun. 1, 2015, 19 pages.
- Office Action received for European Patent Application No. 07814690.9, dated Jun. 21, 2010, 5 pages.
- Office Action received for European Patent Application No. 07814690.9, dated Oct. 19, 2010, 8 pages.
- Office Action received for European Patent Application No. 07841980.1, dated Feb. 23, 2012, 5 pages.
- Office Action received for European Patent Application No. 07869929.5, dated Dec. 27, 2010, 6 pages.
- Office Action received for European Patent Application No. 09171787.6, dated Jan. 11, 2011, 1 page.
- Office Action received for European Patent Application No. 09171787.6, dated Jul. 12, 2011, 5 pages.
- Office Action received for European Patent Application No. 09700007.9, dated Nov. 26, 2010, 5 pages.
- Office Action received for European Patent Application No. 12169786.6, dated Aug. 28, 2013, 5 pages.
- Office Action received for European Patent Application No. 12174977.0, dated Aug. 28, 2013, 3 pages.
- Office Action received for German Patent Application No. 112007002107.1, dated Jun. 7, 2010, 3 pages.
- Office Action received for German Patent Application No. 112009000003.7, dated Aug. 10, 2010, 3 pages.
- Office Action received for Japanese Patent Application No. 2009-527541, dated Dec. 7, 2012, 5 pages.

(56)

References Cited

OTHER PUBLICATIONS

Office Action received for Japanese Patent Application No. 2009-527541, dated May 21, 2012, 3 pages.

Office Action received for Japanese Patent Application No. 2009-527541, dated Sep. 26, 2011, 3 pages.

Office Action received for Japanese Patent Application No. 2009-527566, dated Aug. 15, 2011, 3 pages.

Office Action received for Japanese Patent Application No. 2009-527566, dated Sep. 21, 2012, 3 pages.

Office Action received for Japanese Patent Application No. 2013-080820, dated Feb. 7, 2014, 7 pages.

Office Action received for Japanese Patent Application No. 2014-184473, dated May 9, 2016, 6 pages.

Office Action received for Japanese Patent Application No. 2014-184473, dated Oct. 5, 2015, 6 pages.

Office Action received for Japanese Patent Application No. 2014-238083, dated Feb. 26, 2016, 5 pages.

Office Action received for Korean Patent Application No. 10-2009-7007067, dated Aug. 30, 2011, 2 pages.

Office Action received for Korean Patent Application No. 10-2009-7007067, dated Nov. 12, 2010, 3 pages.

Office Action received for Korean Patent Application No. 10-2011-7026453, dated Apr. 26, 2013, 3 pages.

Office Action received for Korean Patent Application No. 10-2011-7026453, dated Feb. 17, 2014, 9 pages.

Office Action received for Korean Patent Application No. 10-2013-7028362, dated Dec. 16, 2014, 5 pages.

Office Action received for Korean Patent Application No. 10-2013-7023362, dated Feb. 17, 2014, 4 pages.

Office Action received for Korean Patent Application No. 10-2014-7023012, dated Dec. 1, 2014, 3 pages.

Office Action received for Korean Patent Application No. 10-2014-7023012, dated Jun. 30, 2015, 6 pages.

Office Action received for Korean Patent Application No. 1020167023037, dated Oct. 18, 2016, 13 pages.

Office Action received for Taiwan Patent Application No. 097100075, dated Dec. 29, 2011, 5 pages.

Oliver, Dick, "Adding Multimedia to Your Web Site", Chapter 22, Web Publishing Professional Reference Edition, Available online at <<http://www.ssuet.edu.pk/taimoor/books/1-57521-198-X/index.htm>>, 1997, 14 pages.

Opera Software, "Download the Opera Mobile™ Browser", Available at <<http://www.opera.com/products/mobile/products/>>, retrieved on Oct. 19, 2006, 5 pages.

Opera Software, "Opera 7.60 for Series 60 Mobile", Available at <<http://jp.opera.com/support/tutorials/s60/760/0760manual.pdf>>, 2009, 14 pages.

Opera Software, "Opera 8.5 Beta 2 for Windows Mobile", Pocket PC, Available at <<http://www.opera.com/products/mobile/products/winmobileppc>>, retrieved on Apr. 5, 2006, 2 pages.

Opera Software, "Opera 8.5 for S60 Phones—Get the Full Internet Experience on Your Mobile Phone", Available at <<http://www.symbian-freak.com/news/1105/opera.htm>>, Oct. 14, 2005, 3 pages.

Opera Software, "Opera for Mobile, The Full Web Anytime, Anywhere", Available at <www.opera.com/mobile>, Jan. 2006, 7 pages.

Opera Software, "Opera for S60 Tutorial", Available at <<http://www.xmarks.com/site/www.opera.com/support/tutorials/s60/>>, retrieved on Apr. 5, 2006, 5 pages.

Opera Software, "Opera for Windows Mobile Smartphone 2003 Tutorial", Available at <<http://www.opera.com/support/tutorials/winmobile>>, retrieved on Apr. 5, 2005, 4 pages.

Opera Software, "The New Opera Browser for Series 60 Features Zoom and Password Manager", Press Releases Database, Available at <<http://pressreleases.techwhack.com/1334/1411-opera-browser-features-zoom-and-password>>, Nov. 14, 2005, 3 pages.

Palme et al., "MIME Encapsulation of Aggregate Documents, such as HTML", The Internet Society, 1999, 24 pages.

Palmone, "Your Mobile Manager", Chapter 2, LifeDrive™ User's Guide, available at <http://www.palm.com/us/support/handbooks/lifedrive/en/lifedrive_handbook.pdf>, 2005, 23 pages.

Petition for Inter Partes Review of U.S. Pat. No. 7,864, 163, pp. 1-225.

Pleading notes Mr B.J. Berghuis van Woortnan, in matter of *Apple Inc. vs Samsung Electronics*, Case No. KGZA 11-730 and KG ZA 11-731, Aug. 10-11, 2010, pp. 1-16.

Pleading notes Mr Kleemans, Mr Blomme and Mr Van Oorschot, in matter of *Apple Inc. vs Samsung Electronics*, Case No. KG ZA 11-730 and KG ZA 11-731, Aug. 10, 2011, 35 pages.

Raman et al., "Application-Specific Workload Shaping in Multimedia-Enabled Personal Mobile Devices", CODES+ISSS, Oct. 22-25, 2006, 6 pages.

Raman, T., "Eyes-Free User Interaction", Google Research Available at <<http://emacspeak.sf.net/raman>>, Feb. 9, 2009, 25 pages.

Robie, Jonathan, "What is the Document Object Model?", Texcel Research, available at <<http://www.w3.org/TR/W3-DOM/introduction.html>>, 2006, 5 pages.

Rohrer, Tim, "Metaphors We Compute by: Bringing Magic into Interface Design", available at <<http://www.uoregon.edu/~uophil/metaphor/gui4web.htm>>, retrieved on Jun. 13, 2006, 7 pages.

Roto et al., "Minimap—A Web Page Visualization Method for Mobile Phones", Proceedings of the SIGCHI Conference on Human Factors in Computing Systems, Apr. 22-27, 2006, pp. 35-44.

Salmre, I., "Characteristics of Mobile Applications", Chapter 2, Salmre_02.fm, Dec. 20, 2004, pp. 19-36.

Samsung Electronics GmbH vs Apple Inc., "List Scrolling and Document Translation, Scaling and Rotation on a Touch-Screen Display", Opposition, Jan. 30, 2012, 27 pages.

Samsung Electronics vs Apple Inc., "Statement of Defense Also Counterclaim", Case No. KG ZA 2011-730, Jul. 20, 2011, 44 pages.

Samsung Electronics vs Apple Inc., "Statement of Defense Also Counterclaim", Case No. Kg Za 2011-731, Jul. 20, 2011, 48 pages.

Schmandt et al., "A Conversational Telephone Messaging System", IEEE Transactions on Consumer Electronics, vol. CE-30, Aug. 1984, pp. xxi-xxiv.

Schmandt et al., "Phone Slave: A Graphical Telecommunications Interface", Proceedings of the SID, vol. 26, No. 1, 1985, pp. 79-82.

Schmandt et al., "Phone Slave: A Graphical Telecommunications Interface", Society for Information Display, International Symposium Digest of Technical Papers, Jun. 1984, 4 pages.

Schreiner, Tony, "High DPI in IE: Tip & Mystery Solved", Tony Schreiner's Blog, available at <<http://blogs.msdn.com/tonyschr/archive/2004/05/05/126305.aspx>>, May 2004, 2 pages.

Stampfli, Tracy, "Exploring Full-Screen Mode in Flash Player 9", Available online at <http://www.adobe.com/devnet/flashplayer/articles/full_screen_mode.html>, Nov. 14, 2006, 2 pages.

Stanek et al., "Video and Animation Plug-Ins", Chapter 9, Web Publishing Professional Reference Edition, available online at <<http://www.ssuet.edu.pk/taimoor/books/1-57521-198-X/index.htm>>, 1997, 18 pages.

Summons to Attend Oral Proceeding received for European Patent Application No. 12169786.6, mailed on Jul. 31, 2014, 3 pages.

Summons to attend oral proceedings received for Appeal No. T0143/12-3.5.05 in European Patent Application No. 09171787.6, mailed on Sep. 11, 2015, 2 pages.

Summons to Attend Oral Proceedings received for European Patent Application No. 07814690.9 issued on Feb. 1, 2016, 12 pages.

Summons to Attend Oral Proceedings received for European Patent Application No. 07814690.9, mailed on Nov. 22, 2011, 4 pages.

Summons to Attend Oral Proceedings received for European Patent Application No. 07841980.1, mailed on Sep. 28, 2012, 8 pages.

Summons to Attend Oral Proceedings received for European Patent Application No. 07869929.5, mailed on Dec. 13, 2011, 6 pages.

Summons to Attend Oral Proceedings received for European Patent Application No. 07869929.5, mailed on Jan. 23, 2012, 1 page.

Summons to Oral Proceeding received for European Patent Application No. 12169786.6, mailed on Dec. 12, 2016, 9 pages.

SURFIN'SAFARI, "XUL", Available online at <http://weblogs.mozillazine.org/hyatt/archives/2003_10.html>, Oct. 2003, 7 pages.

Tidwell, Jenifer, "Animated Transition", Designing Interfaces, Patterns for effective Interaction Design, First Edition, O'Reilly Media, Inc., Nov. 2005, 4 pages.

(56)

References Cited

OTHER PUBLICATIONS

- Tidwell, Jenifer, *Animated Transition*, from *Designing Interfaces*, O'Reilly Media, Inc. Available at <http://designinginterfaces.com/AnimatedTransition>, 2 pages, Nov. 2005.
- Versiontracker, "Photogather-7.2.6. Hi-res Image Viewer & Editor for Palm", available at <http://www.versiontracker.com/dyn/moreinfo/palm/4624>, retrieved on Jun. 12, 2006, 5 pages.
- w3schools.com, "Playing Videos on the Web", available at http://www.w3schools.com/media/media_browservideos.asp?out=print, 2006, 3 pages.
- w3schools.com, "Multimedia Video Formats", available at http://www.w3schools.com/media/media_videoformats.asp?output=print, 2006, 2 pages.
- w3schools.com, "Playing Quick Time Movies", available at http://www.w3schools.com/media/media_quicktime.asp?output=print, 2006, 2 pages.
- Warabino et al., "Video Transcoding Proxy for 3Gwireless Mobile Internet Access", *IEEE Communications Magazine*, vol. 38, No. 10, Oct. 2000, pp. 66-71.
- Wave Technologies, "Certified Internet Webmaster Foundations Study Guide", 1988-2000, 88 pages.
- Weblogs, "An Overview of WebCore", Chapter 2, *WebCore Documentation*, available at <http://weblogs.mozillazine.org/hyatt/WebCore/chapter2.html>, 2006, 3 pages.
- Weblogs, "Downloading and Building WebCore", Chapter 1, *WebCore Documentation*, available at <http://weblogs.mozillazine.org/hyatt/WebCore/chapter1.html>, 2006, 2 pages.
- webmasterworld.com, "Page Zooming with IE", available at <http://www.webmasterworld.com/forum83/4179.htm>, Jul. 2004, 7 pages.
- Wikipedia, "Comparison of Layout Engines", *The Free Encyclopedia*, available at http://en.wikipedia.org/wiki/Comparison_of_layout_engines, 2005, 3 pages.
- Wikipedia, "History of YouTube", *The Free Encyclopedia*, available at http://en.wikipedia.org/wiki/History_of_YouTube, retrieved on Mar. 15, 2011, 4 pages.
- Wikipedia, "KDE", *The Free Encyclopedia*, available at <http://en.wikipedia.org/wiki/KDE>, 2004, 9 pages.
- Wikipedia, "KHTML", *The Free Encyclopedia*, available at <http://en.wikipedia.org/wiki/KHTML>, 2004, 3 pages.
- Wikipedia, "List of Layout Engines", *The Free Encyclopedia*, available at http://en.wikipedia.org/wiki/List_of_layout_engines, 2005, 1 page.
- Williams, Martyn, "LG's Cell Phone Can Pause Live TV", *PC World*, Oct. 11, 2005, 2 pages.
- Wobbrock et al., "WebThumb: Interaction Techniques for Small-Screen Browsers", *Proceedings of the 15th Annual ACM Symposium on User Interface Software and Technology*, Oct. 27-30, 2002, pp. 205-208.
- Xiao et al., "Slicing*—Tree Based Web Page Transformation for Small Displays", *International Conference on Information and Knowledge Management*, Oct. 31-Nov. 5, 2005, pp. 303-304.
- Xie et al., "Efficient Browsing of Web Search Results on Mobile Devices Based on Block Importance Model". *Microsoft Research Asia*, 2005, 10 pages.
- Yin et al., "Using Link Analysis to Improve Layout on Mobile Devices", *Proceedings of the 13th international conference on World Wide Web*, available at <http://www.iw3c2.org/WWW2004/docs/lp338.pdf>, May 17-22, 2004, pp. 338-344.
- Youtube, *Broadcast Yourself*, Available at www.youtube.com, Nov. 1, 2005, 2 pages.
- Youtube, "Broadcasting Ourselves", Available at http://youtube-global.blogspot.in/2005_11_01_archive.html, Nov. 15, 2005, 5 pages.
- ZYTRONIC, "Touchscreen User Manual", Nov. 17, 2006, 51 pages.
- Final Office Action received for U.S. Appl. No. 14/043,788, dated Mar. 9, 2017, 14 pages.
- Notice of Allowance received for U.S. Appl. No. 14/493,128, dated Jun. 8, 2017, 7 pages.
- Office Action received for Canadian Patent Application No. 2,894,056, dated May 24, 2017, 3 pages.
- Office Action received for Japanese Patent Application No. 2014-238083, dated Feb. 24, 2017, 5 pages (2 pages of English Translation and 3 pages of Official Copy).
- Baudisch et al., "Halo: A Technique for Visualizing Off-Screen Locations", *CHI 2003*, vol. 5, No. 1, Apr. 5-10, 2003, pp. 481-488.
- Bederson et al., "Pad++: A Zooming Graphical Interface for Exploring Alternate Interface Physics", *UIST' 94 Proceedings of the 7th Annual ACM symposium on User Interface Software and Technology*, Nov. 1994, pp. 17-26.
- Irani et al., "Improving Selection of Off-Screen Targets with Hopping", *CHI Proceedings*, 2006, pp. 299-308.
- Marsh et al., "Using Cinematography Conventions to Inform Guidelines for the Design and Evaluation of Virtual Off-Screen Space", available at <https://pdfs.semanticscholar.org/763d/e2a737c7abc0adbfccb215e07607bc944535.pdf>, 2000, 5 pages.
- Notice of Allowance received for Chinese Patent Application No. 201310136453.2, dated Jun. 26, 2017, 4 pages (2 pages of English Translation and 2 pages of Official Copy).
- Office Action received for European Patent Application No. 12169786.6 dated Jul. 17, 2017, 8 pages.
- Perlin et al., "Pad: An Alternative Approach to the Computer Interface", *SIGGRAPH '93 Proceedings of the 20th Annual Conference on Computer Graphics and Interactive Techniques*, 1993, pp. 57-64.
- Office Action received for Japanese Patent Application No. 2016-175843, dated Jul. 7, 2017, 8 pages (4 pages of English Translation and 4 pages of Official Copy).
- Kamimori, Tsutomu, "Make the website more stylish! CSS Design Right Now Started", *Web Creators*, vol. 51, Mdn Corporation, Mar. 1, 2006, pp. 136-139 (see attached 37 CFR § 1.98(a) (3)).
- Notice of Acceptance received for Australian Patent Application No. 2016204921, dated Jul. 10, 2017, 4 pages.
- Office Action received for Korean Patent Application No. 10-2016-7023037, dated Aug. 28, 2017, 7 pages (3 pages of English Translation and 4 pages of Official Copy).
- Notice of Allowance received for U.S. Appl. No. 14/493,128, dated Nov. 8, 2017, 7 pages.
- Office Action received for Japanese Patent Application No. 2014-238083, dated Sep. 5, 2017, 6 pages (3 pages of English Translation and 3 pages of Official Copy).
- Extended European Search Report received for European Patent Application No. 17171177.3, dated Feb. 6, 2018, 17 pages.
- Office Action issued in Korean Patent Application No. 10-2017-7037416, dated Feb. 20, 2018, 5 pages (1 page of English Translation and 4 pages of Official copy).
- Malak, Michael, "Adding Video to Your Web Pages", *Web Mechanics, Computing in Science and Engineering*, May/June. 2000, pp. 74-77.
- Non-Final Office Action received for U.S. Appl. No. 11/961,773, dated Apr. 2, 2018, 13 pages.
- Notice of Allowance received for Japanese Patent Application No. 2016-175843, dated Aug. 24, 2018, 4 pages (1 page of English Translation and 3 pages of Official Copy).
- Office Action received for Japanese Patent Application No. 2014-238083, dated Jul. 20, 2018, 50 pages (25 pages of English Translation and 25 pages of Official Copy).
- Summons to Attend Oral Proceeding received for European Patent Application No. 12169786.6, dated Aug. 29, 2018, 9 pages.
- Non-Final Office Action received for U.S. Appl. No. 15/807,283, dated Apr. 25, 2018, 12 pages.
- Examiners Answer to Appeal Brief received for U.S. Appl. No. 14/043,788, dated Jun. 25, 2018, 25 pages.
- Notice of Allowance received for Canadian Patent Application No. 2,894,056, dated Jun. 4, 2018, 1 page.
- Office Action received for Japanese Patent Application No. 2016-175843, dated May 11, 2018, 9 pages (5 pages of English Translation and 4 pages of Official Copy).
- Office Action received for Australian Patent Application No. 2017245373, dated Aug. 29, 2018, 3 pages.
- Summons to Attend Oral Proceeding received for German Patent Application No. 112007002107.1, mailed on Jul. 11, 2018, 12 pages (5 pages of English Translation and 7 pages of Official copy).

(56)

References Cited

OTHER PUBLICATIONS

Office Action received for Canadian Patent Application No. 2,986,163
dated Sep. 20, 2018, 5 pages.

* cited by examiner

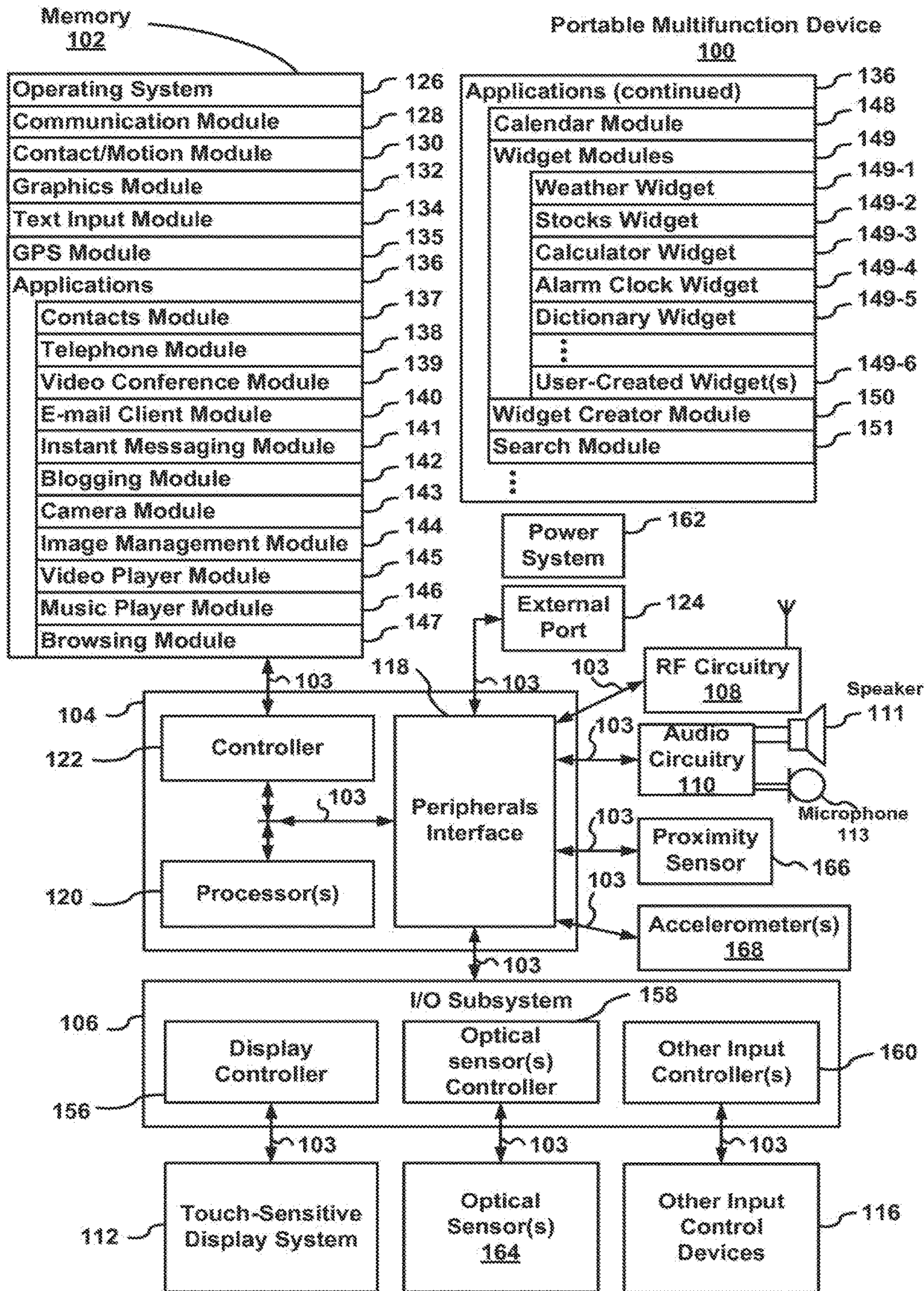


Figure 1A

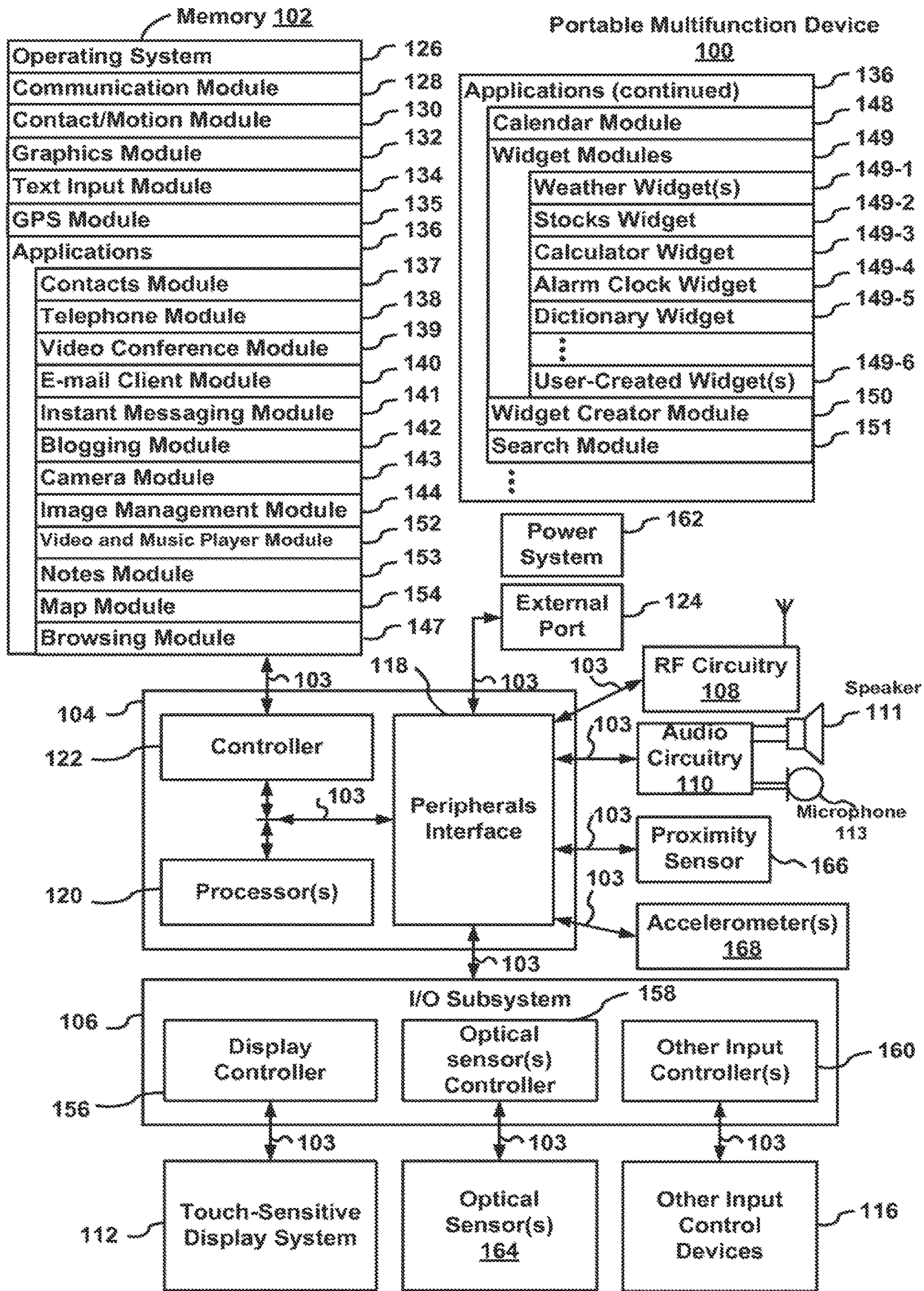


Figure 1B




Figure 2

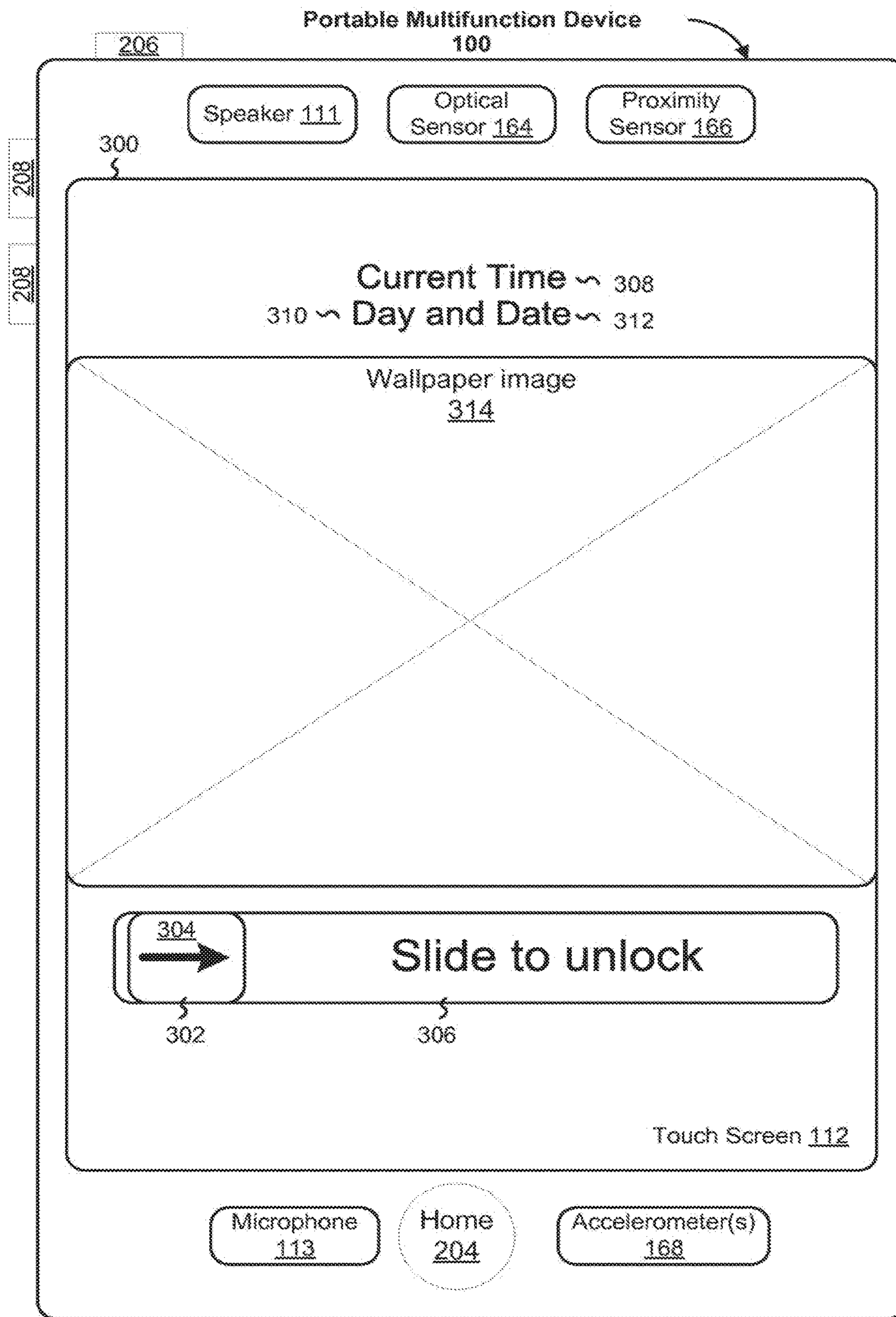


Figure 3

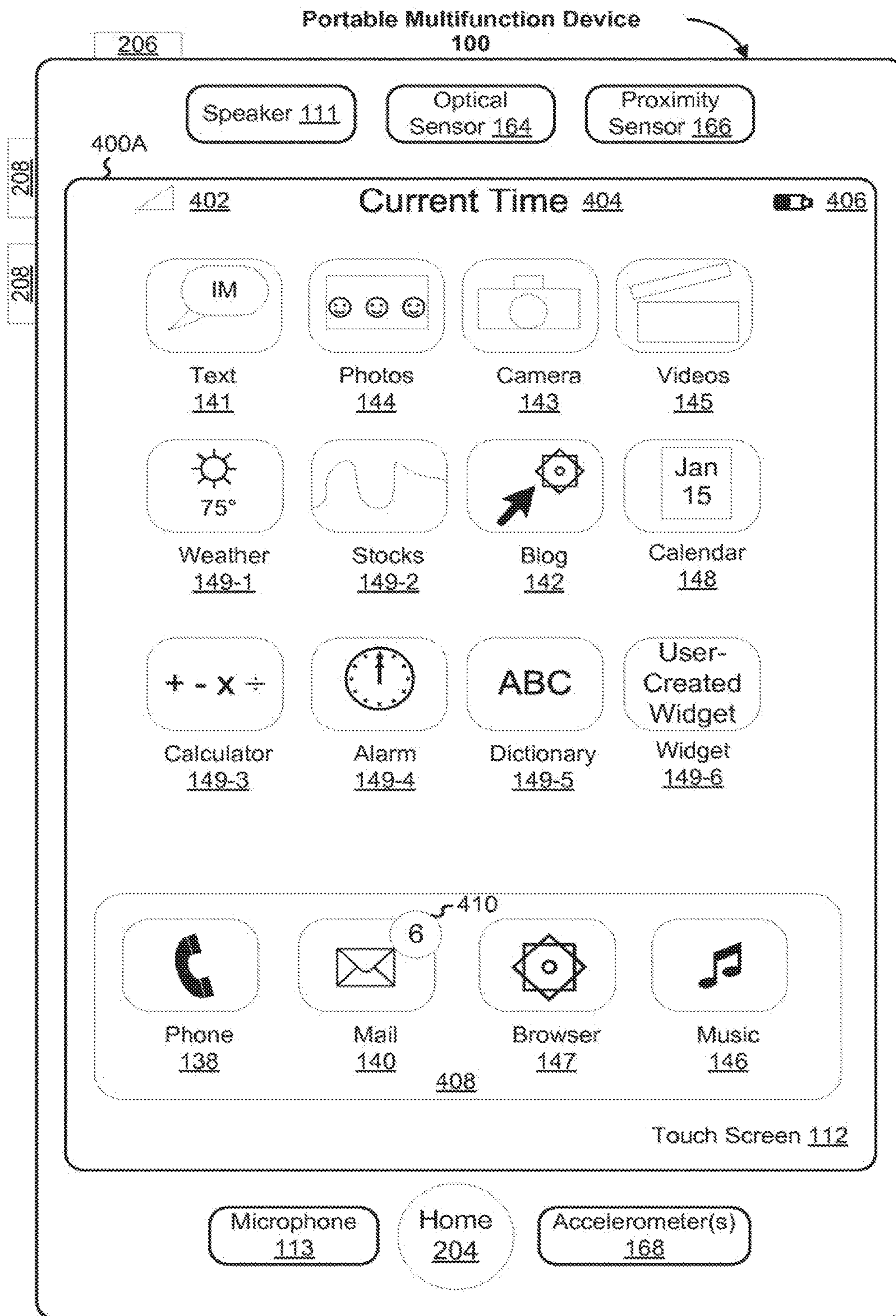


Figure 4A

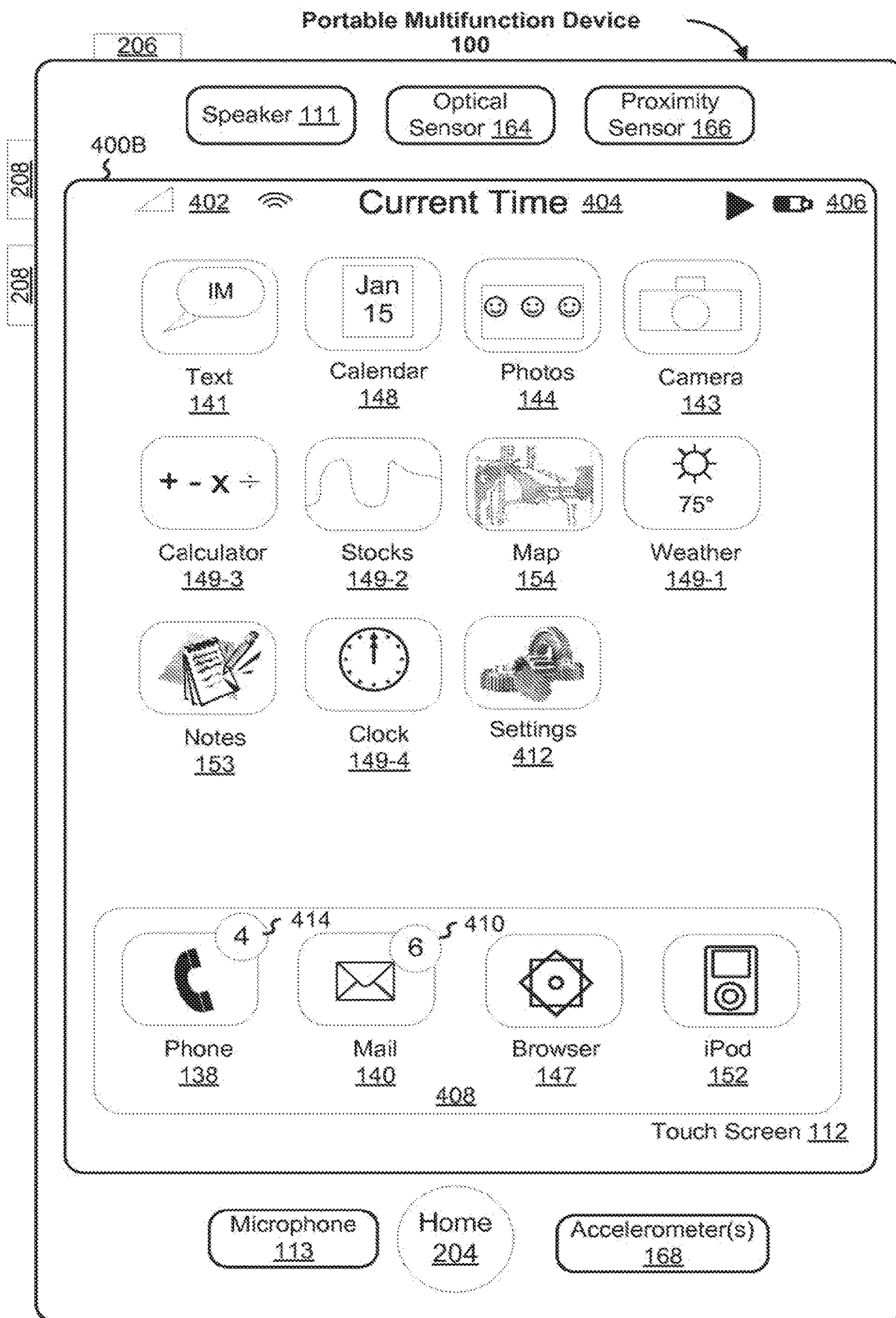


Figure 4B

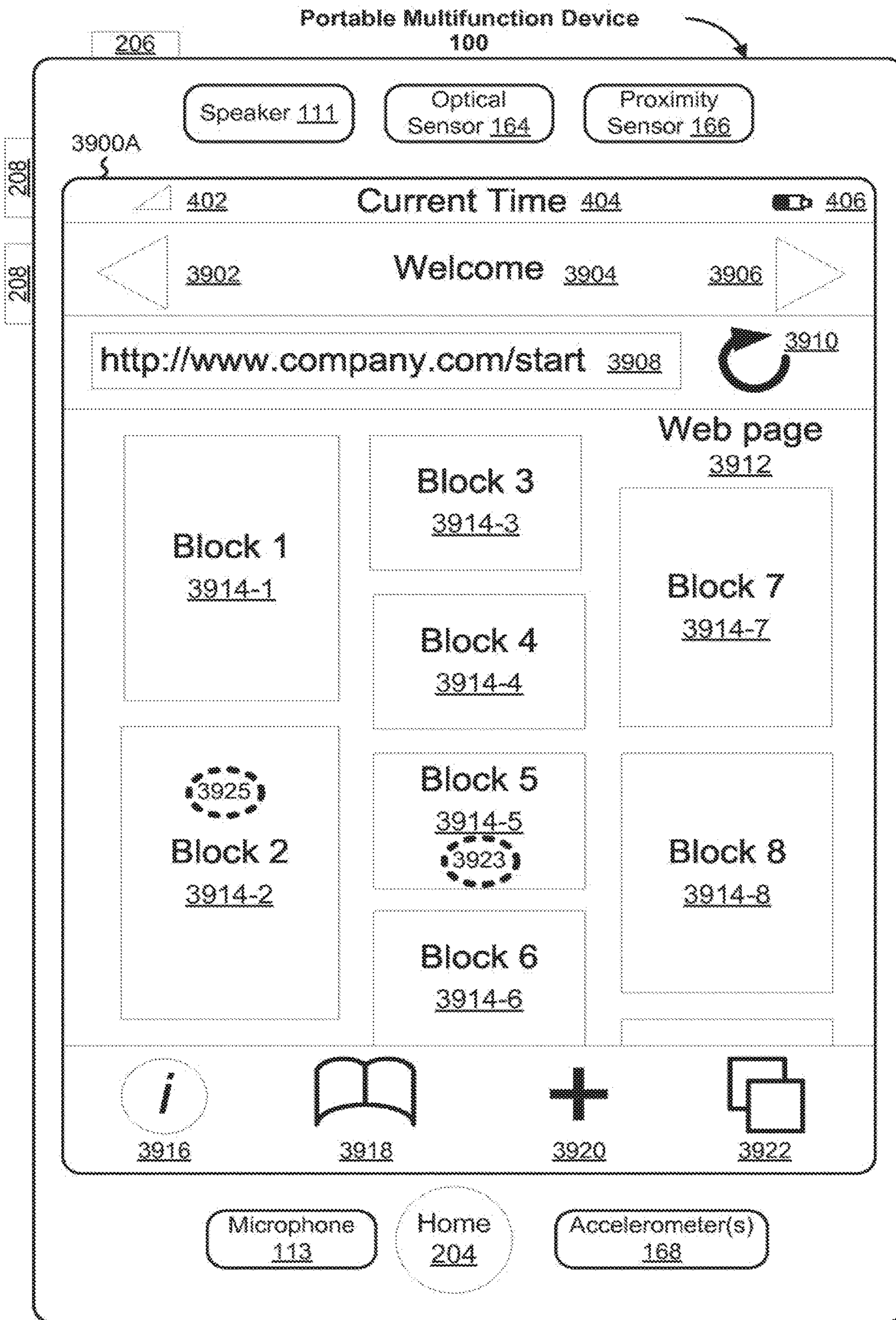


Figure 5A

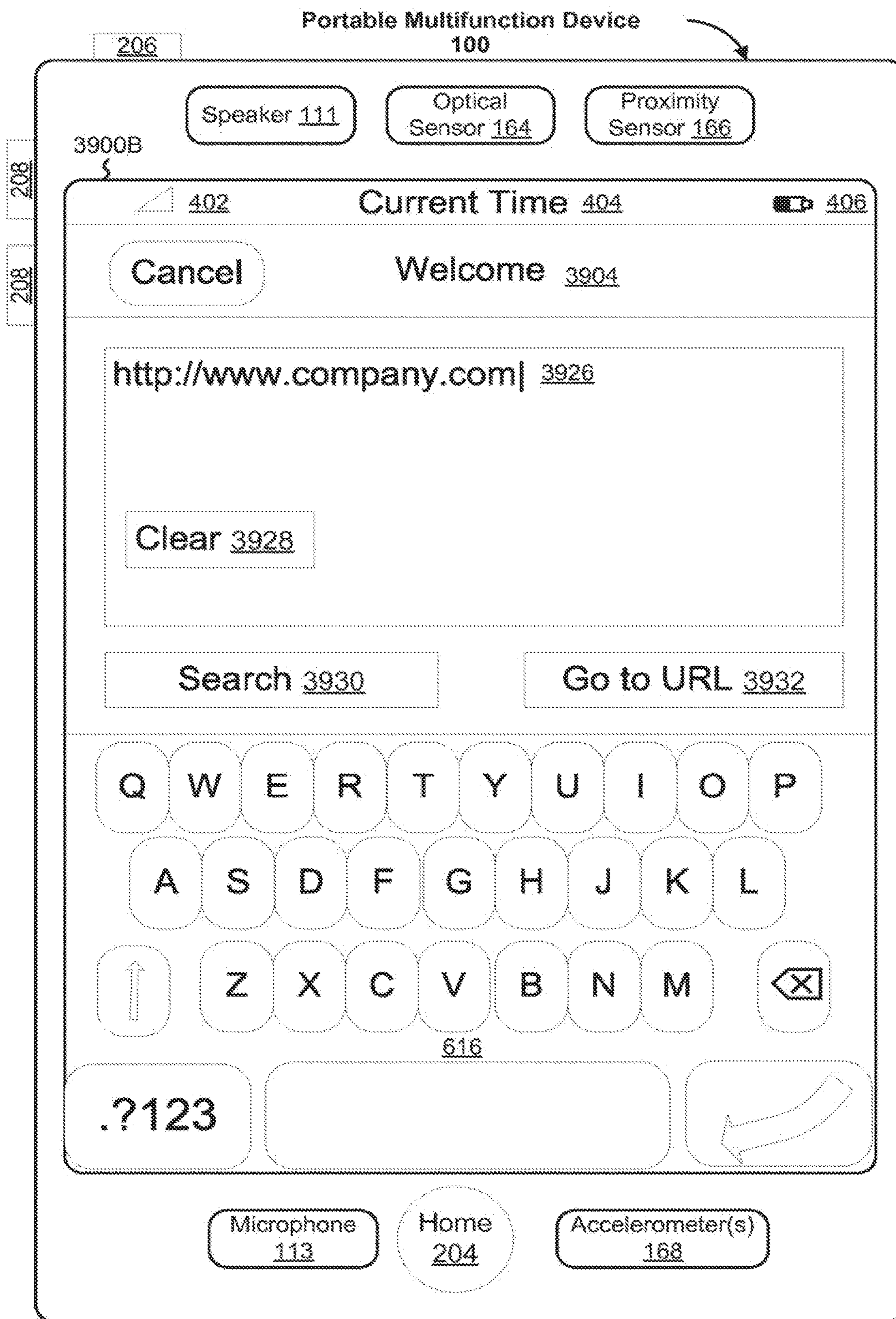


Figure 5B

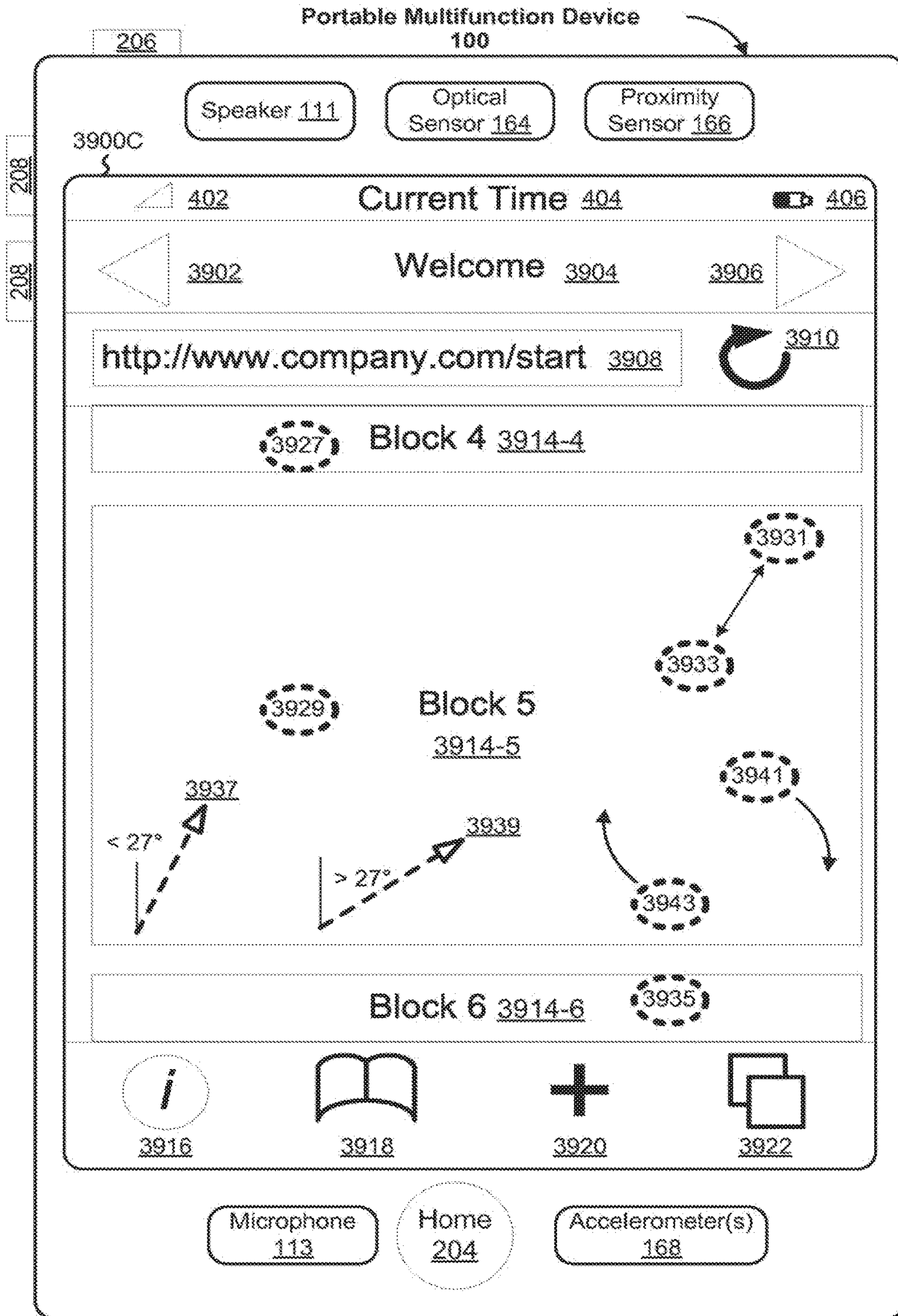


Figure 5C

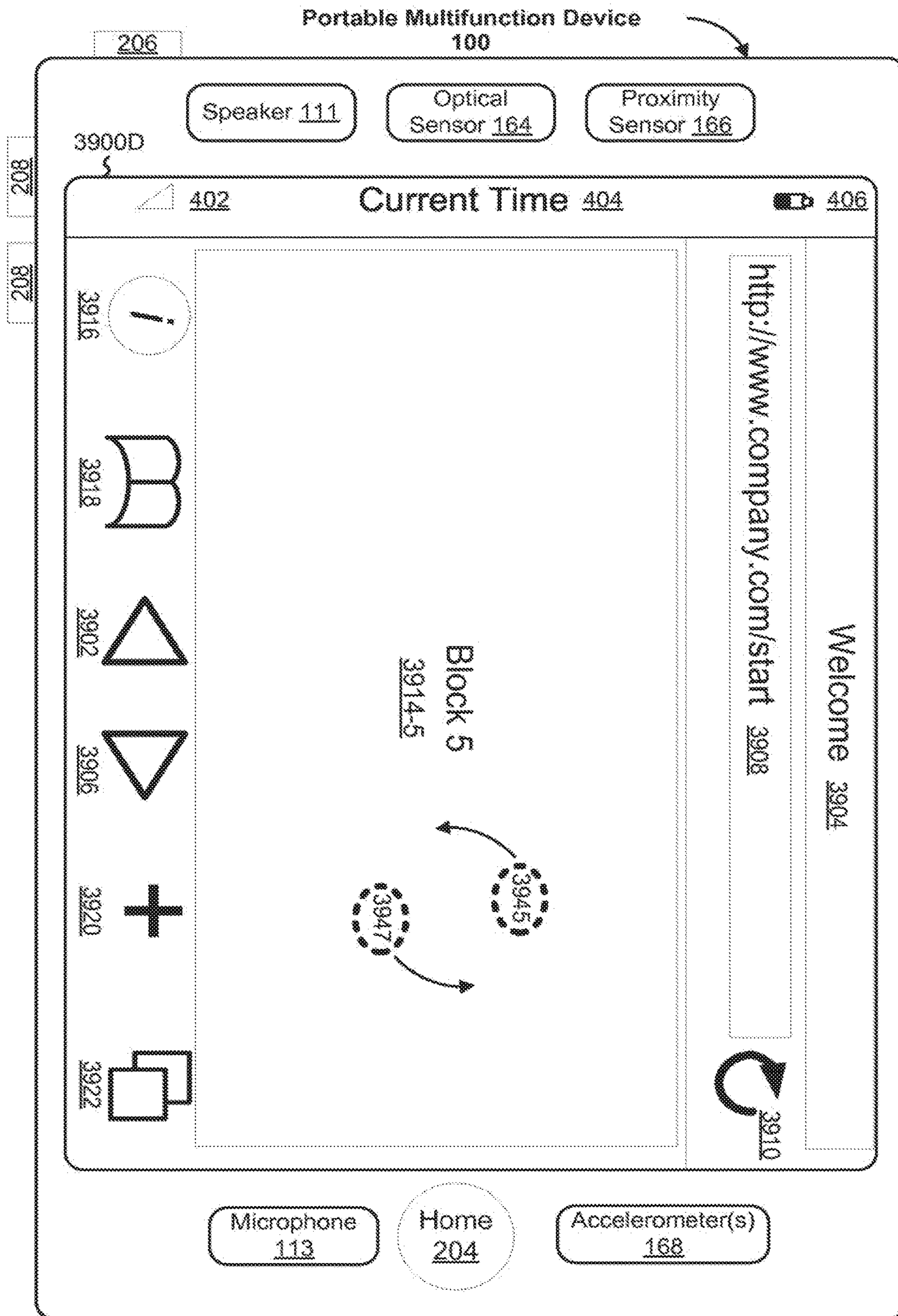


Figure 5D

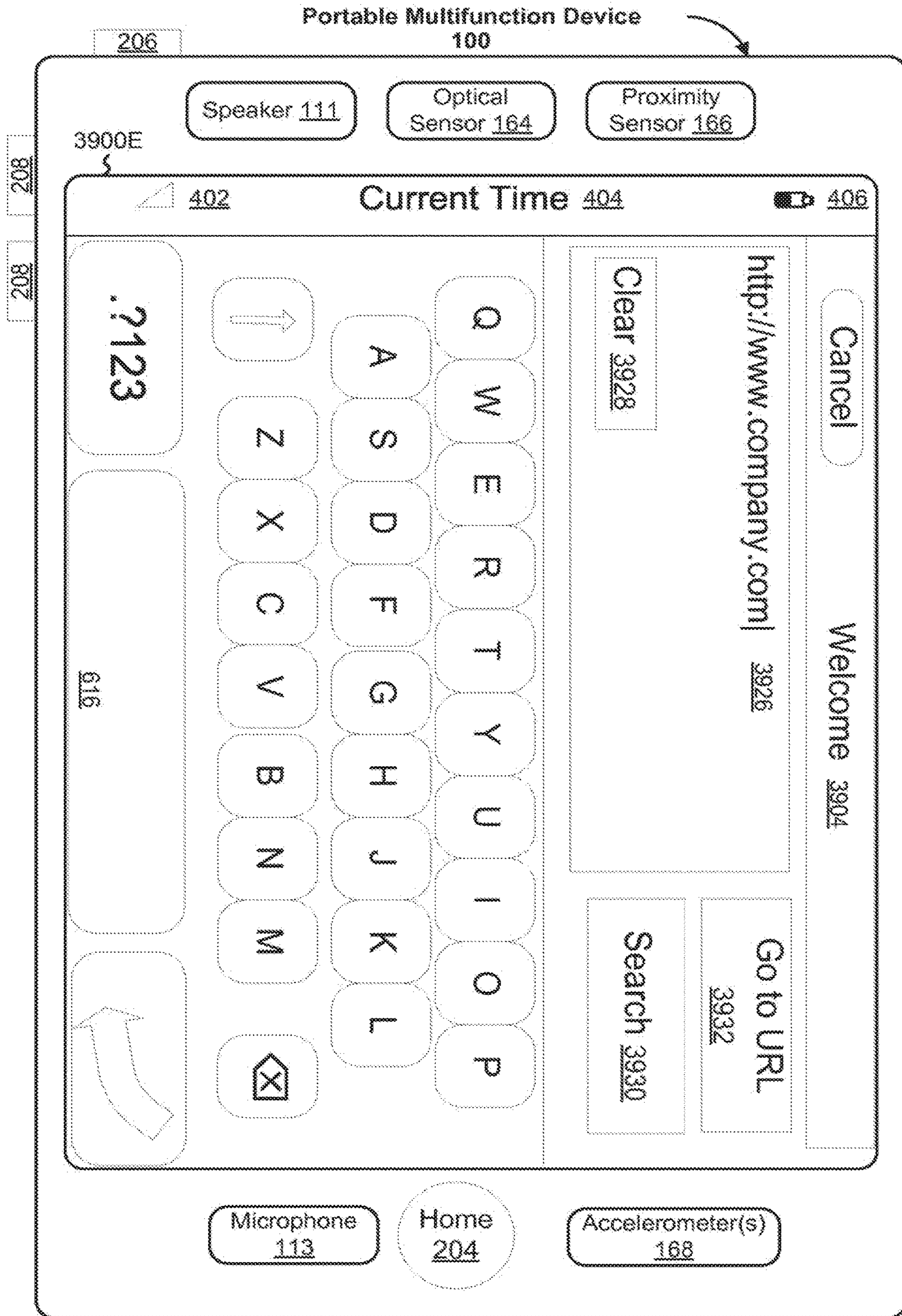


Figure 5E

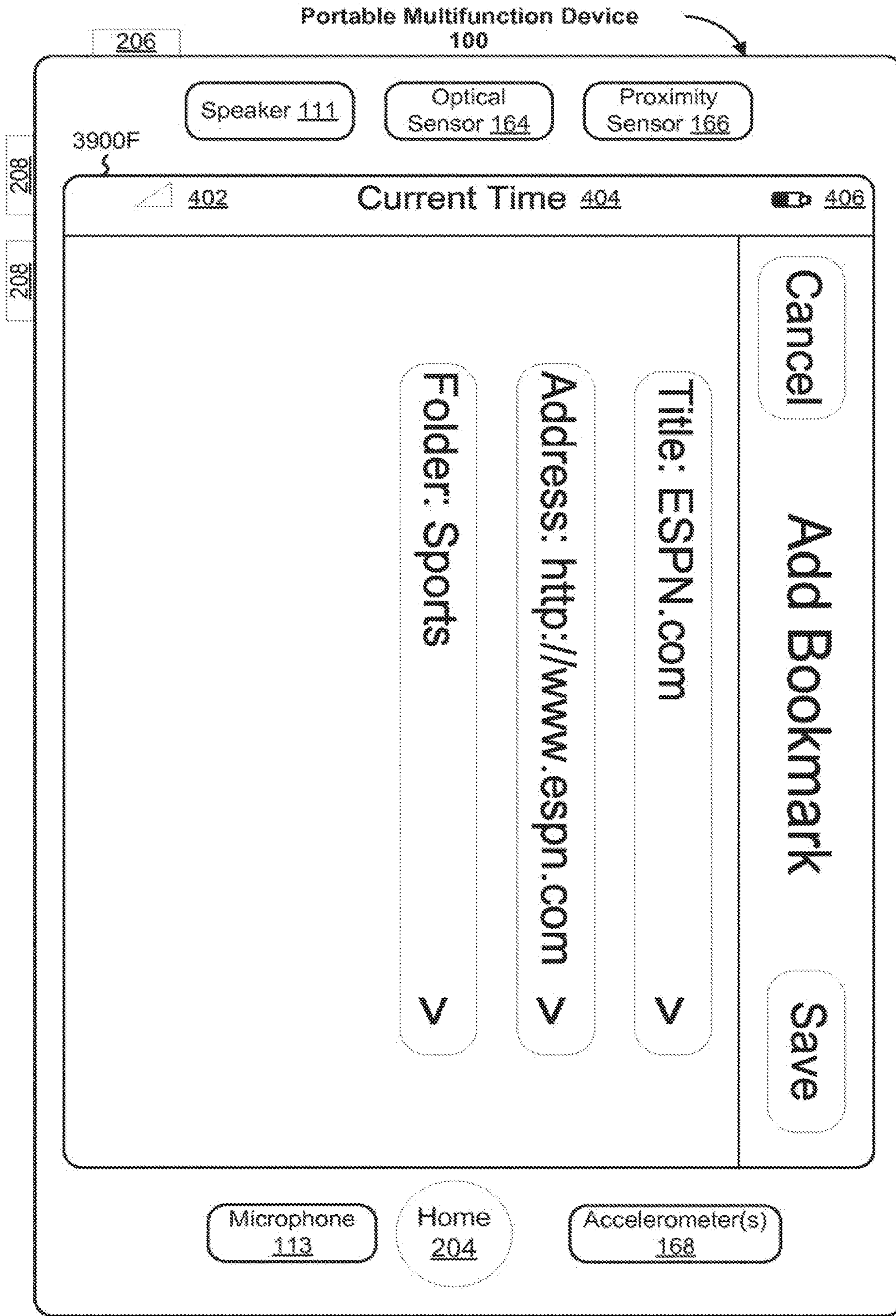


Figure 5F

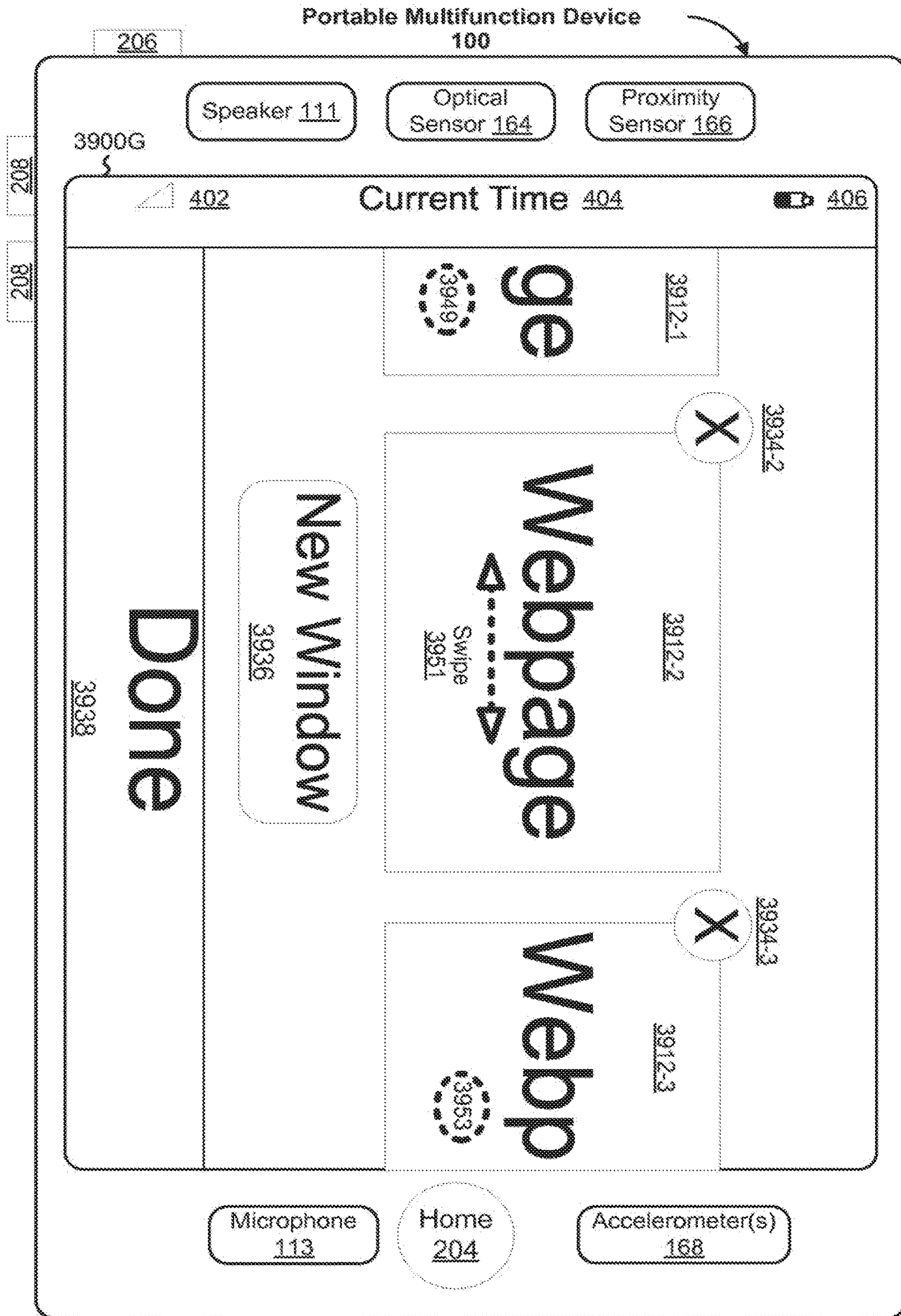


Figure 5G

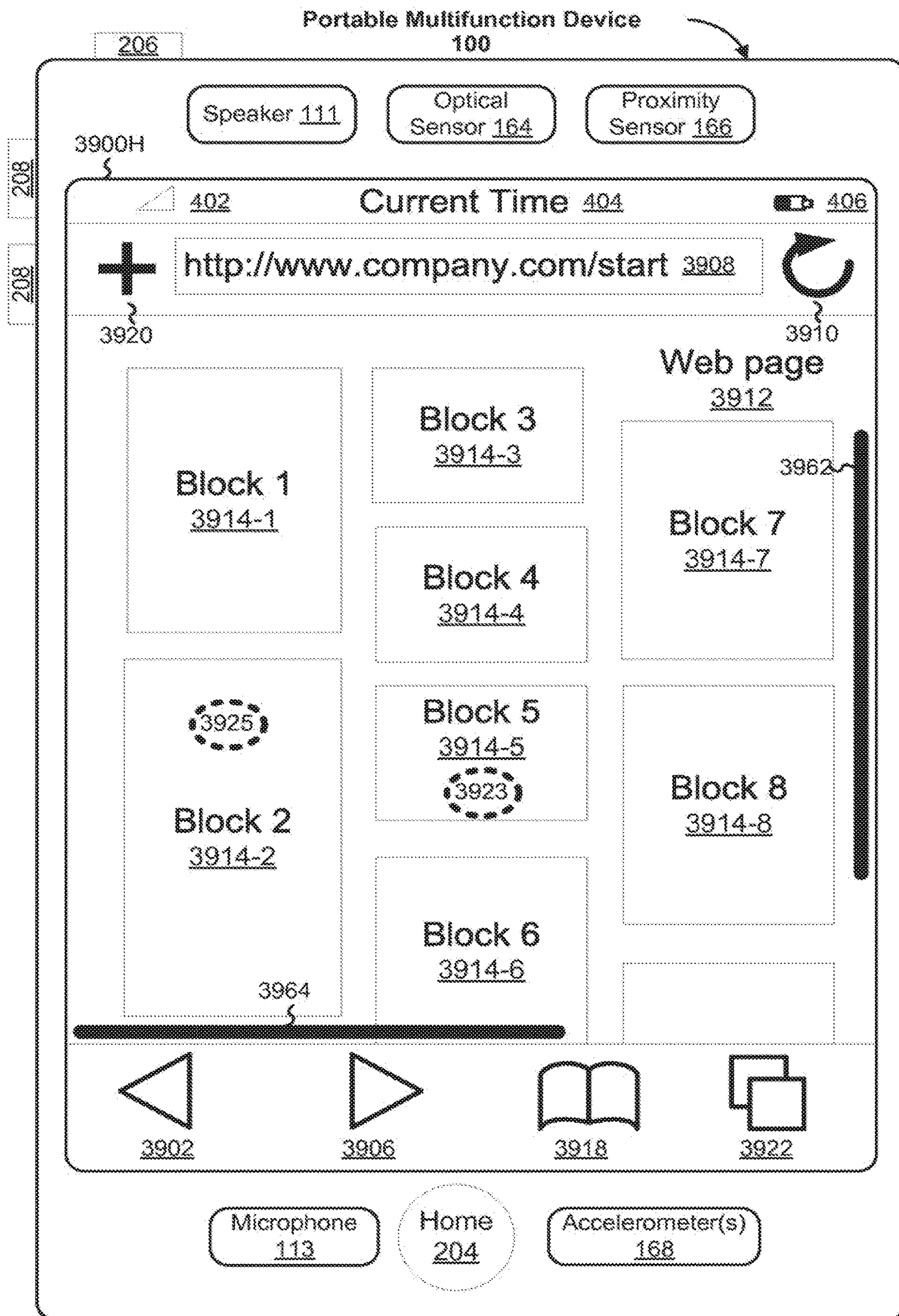


Figure 5H



Figure 51

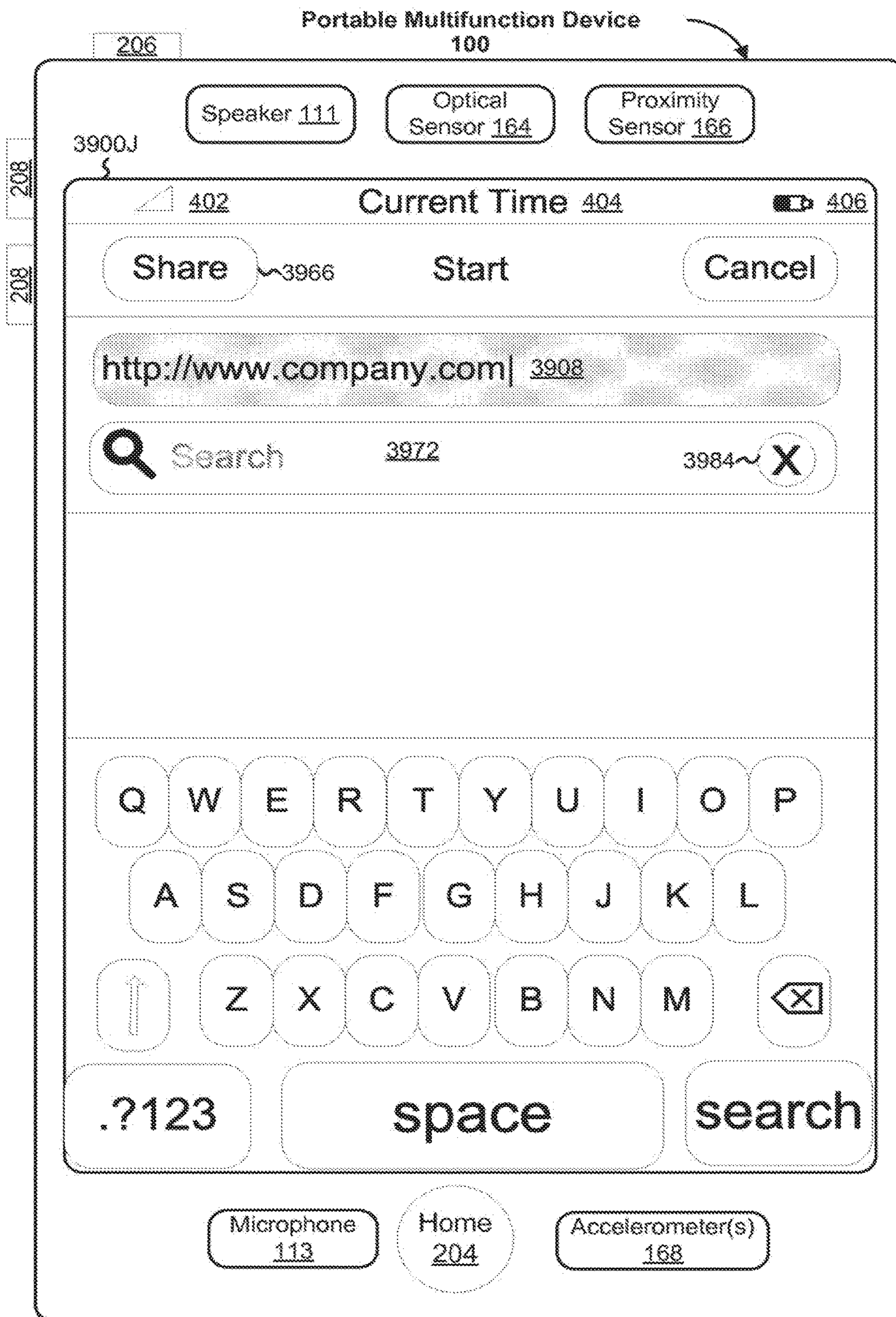


Figure 5J

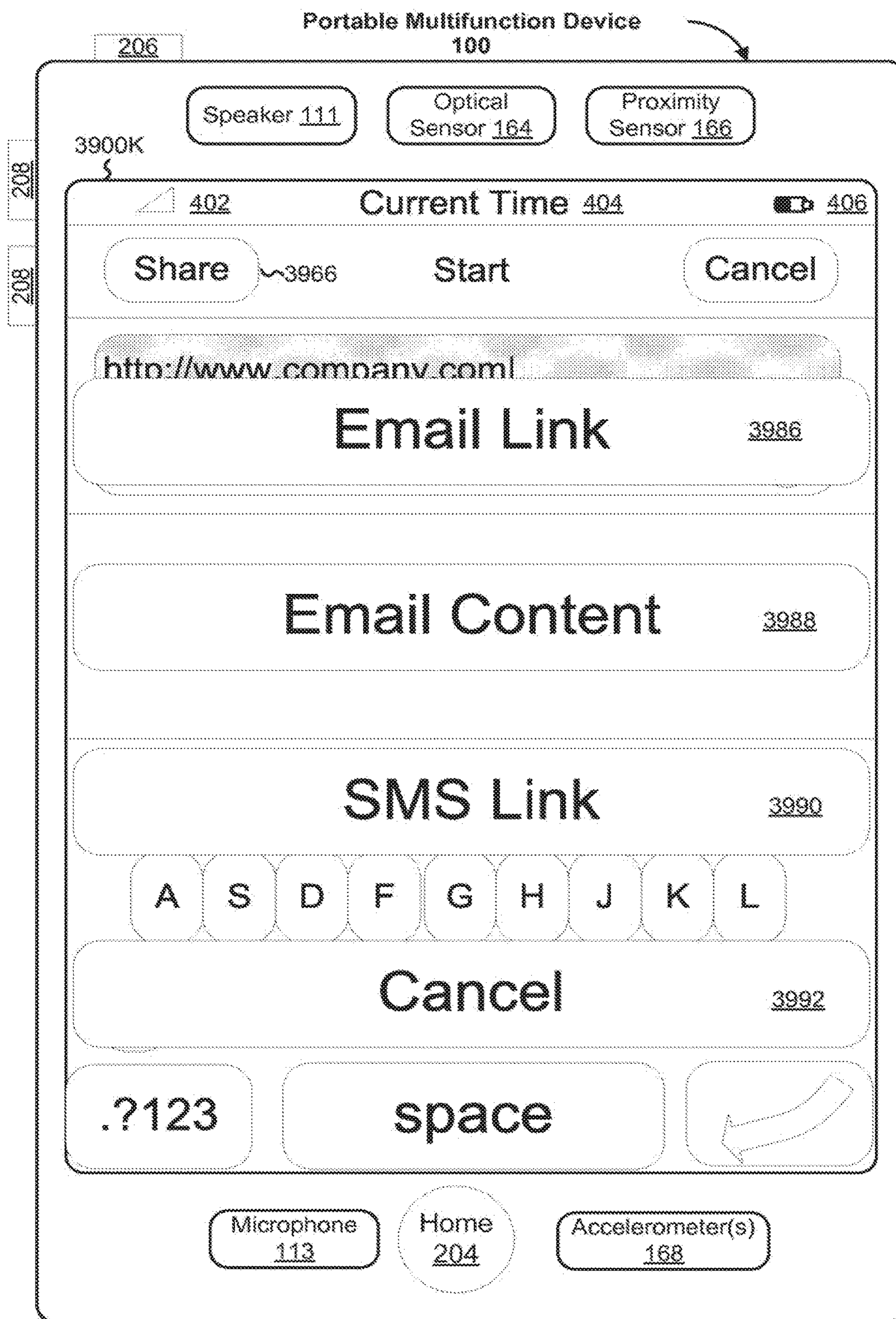


Figure 5K

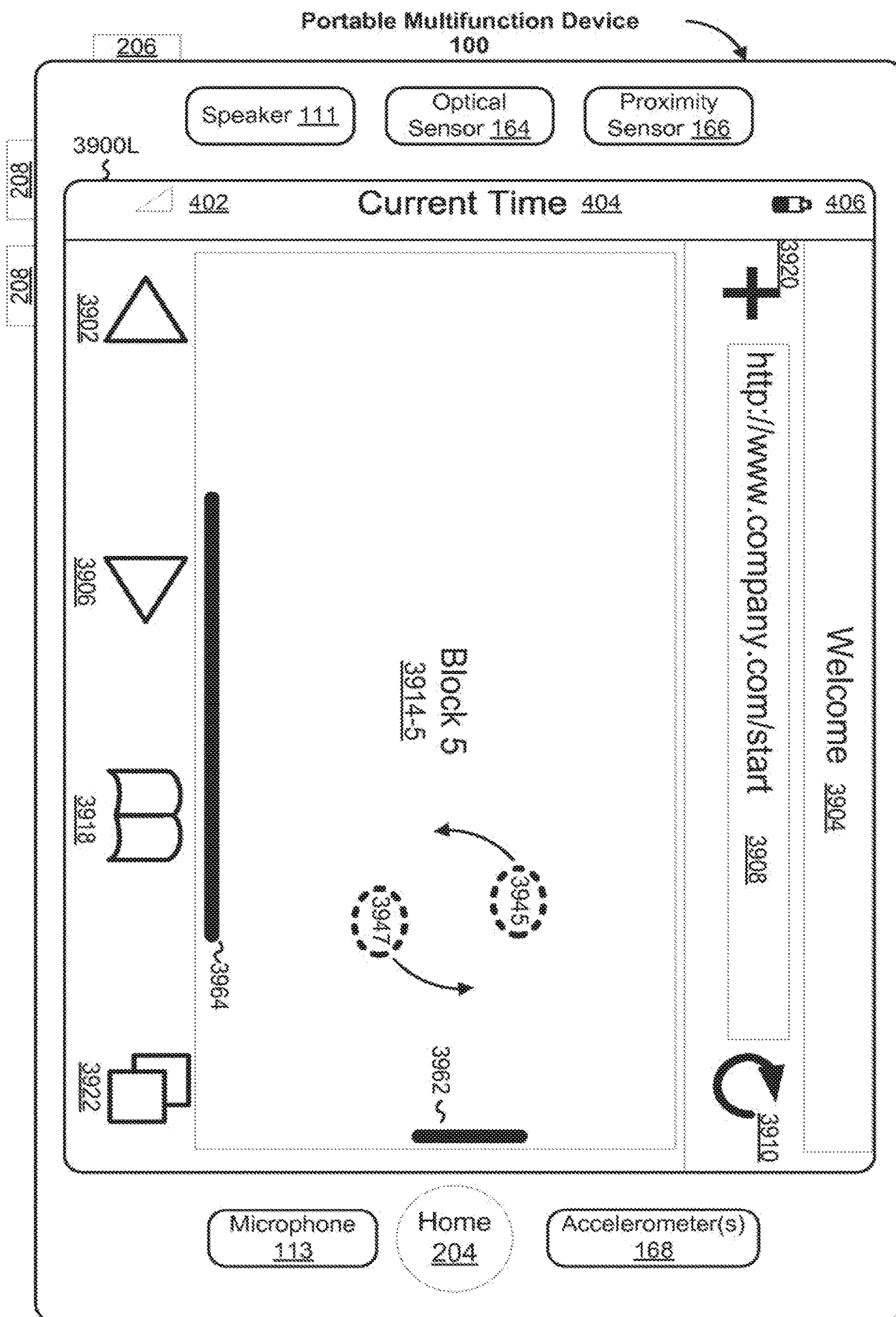


Figure 5L

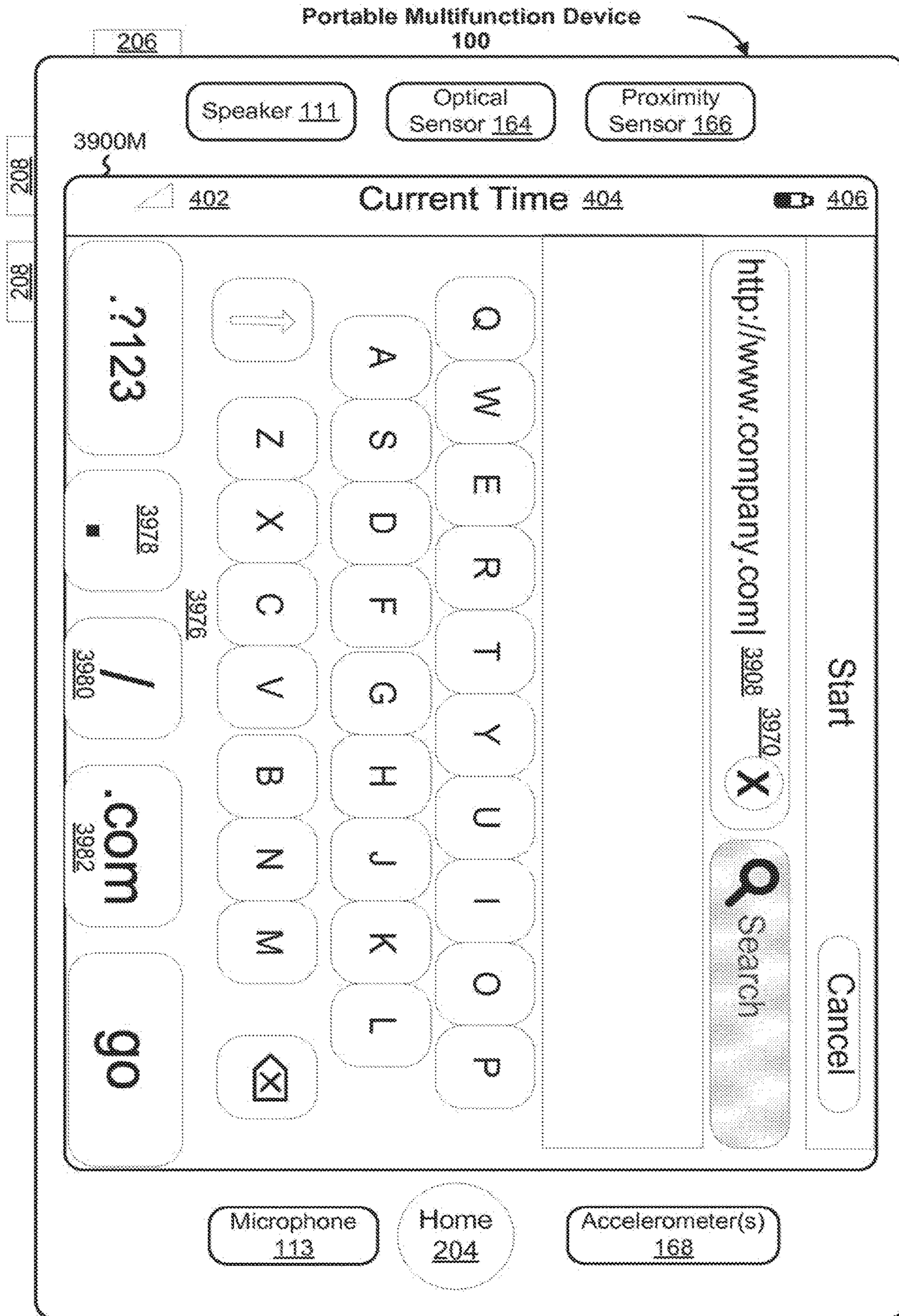


Figure 5M

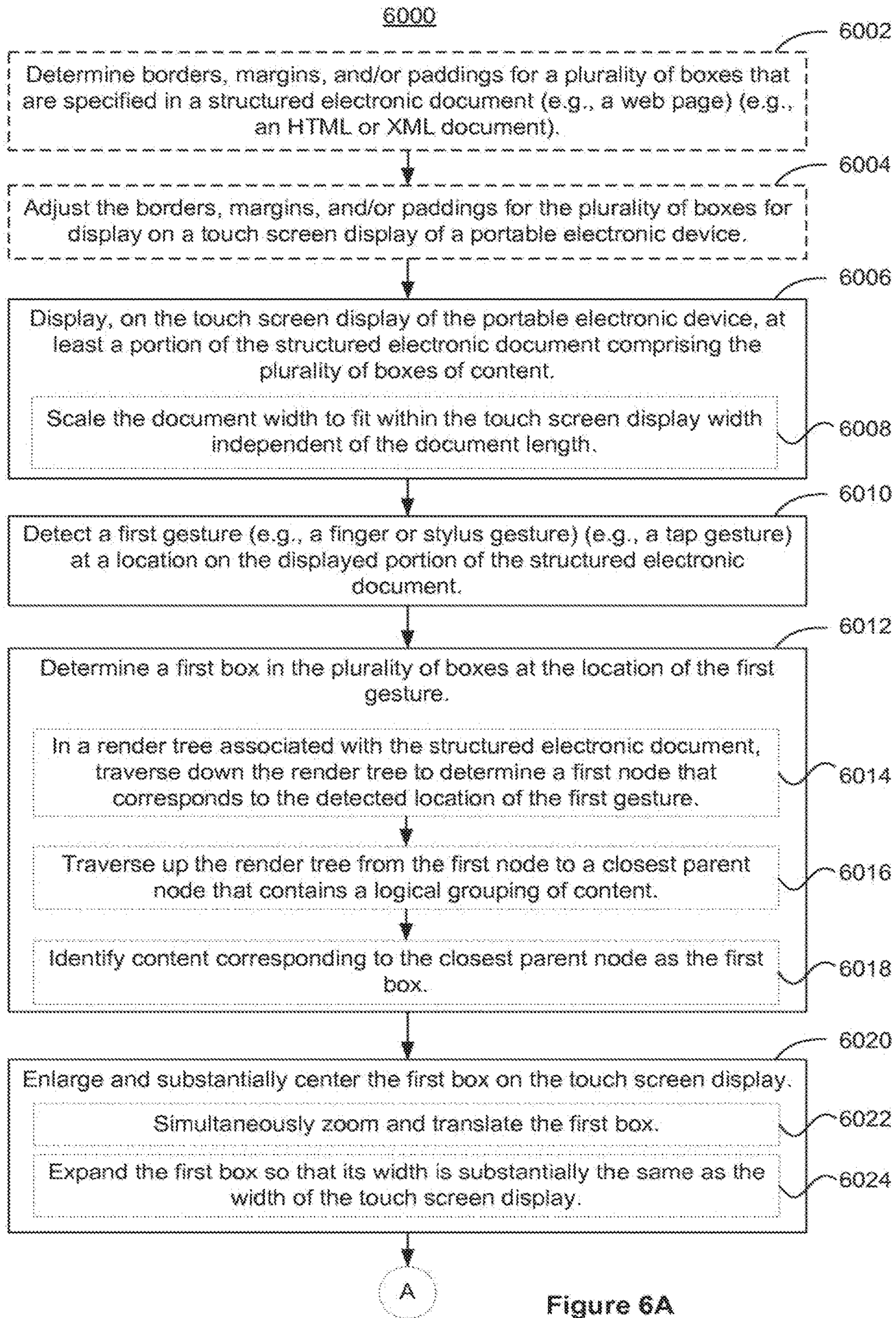


Figure 6A

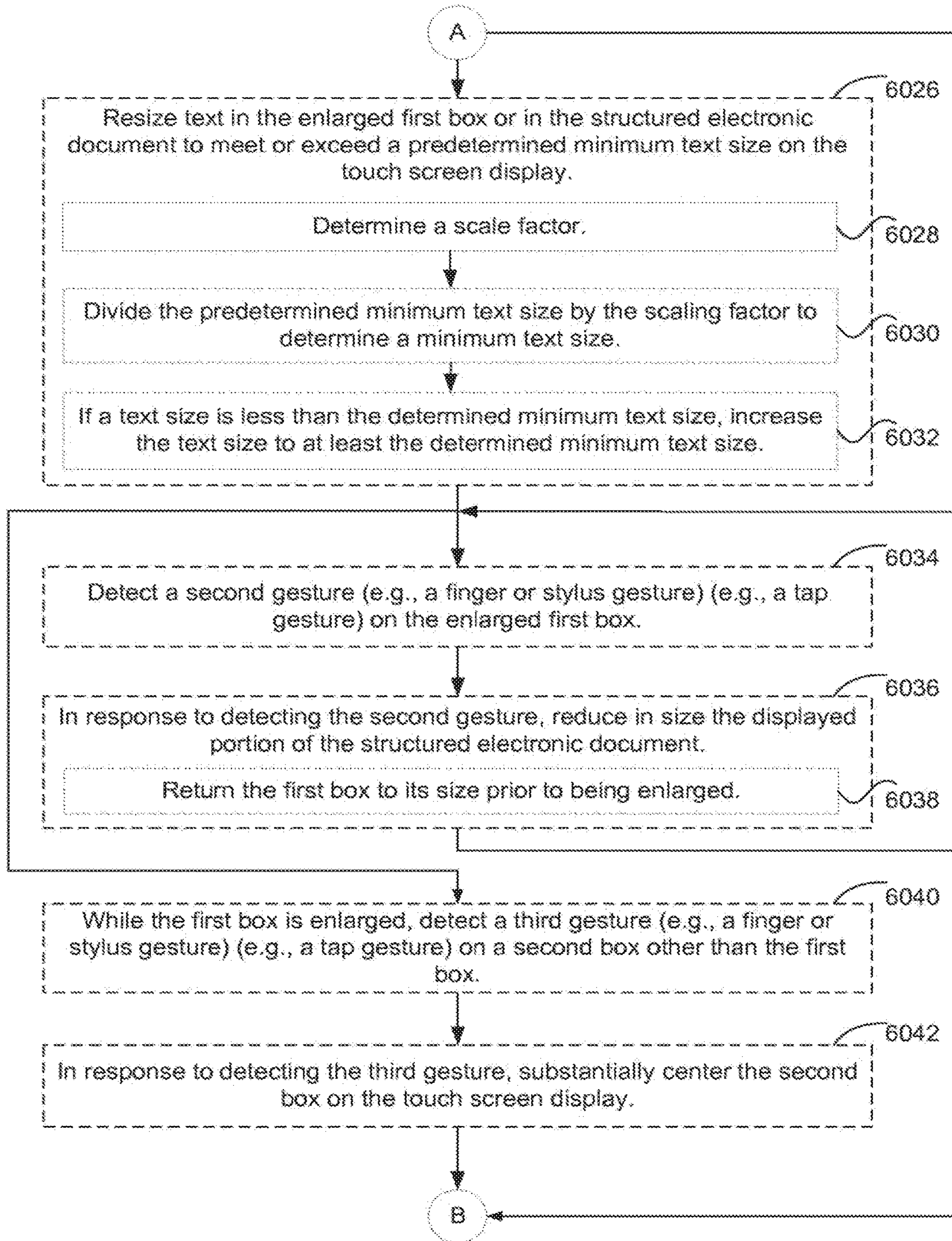


Figure 6B

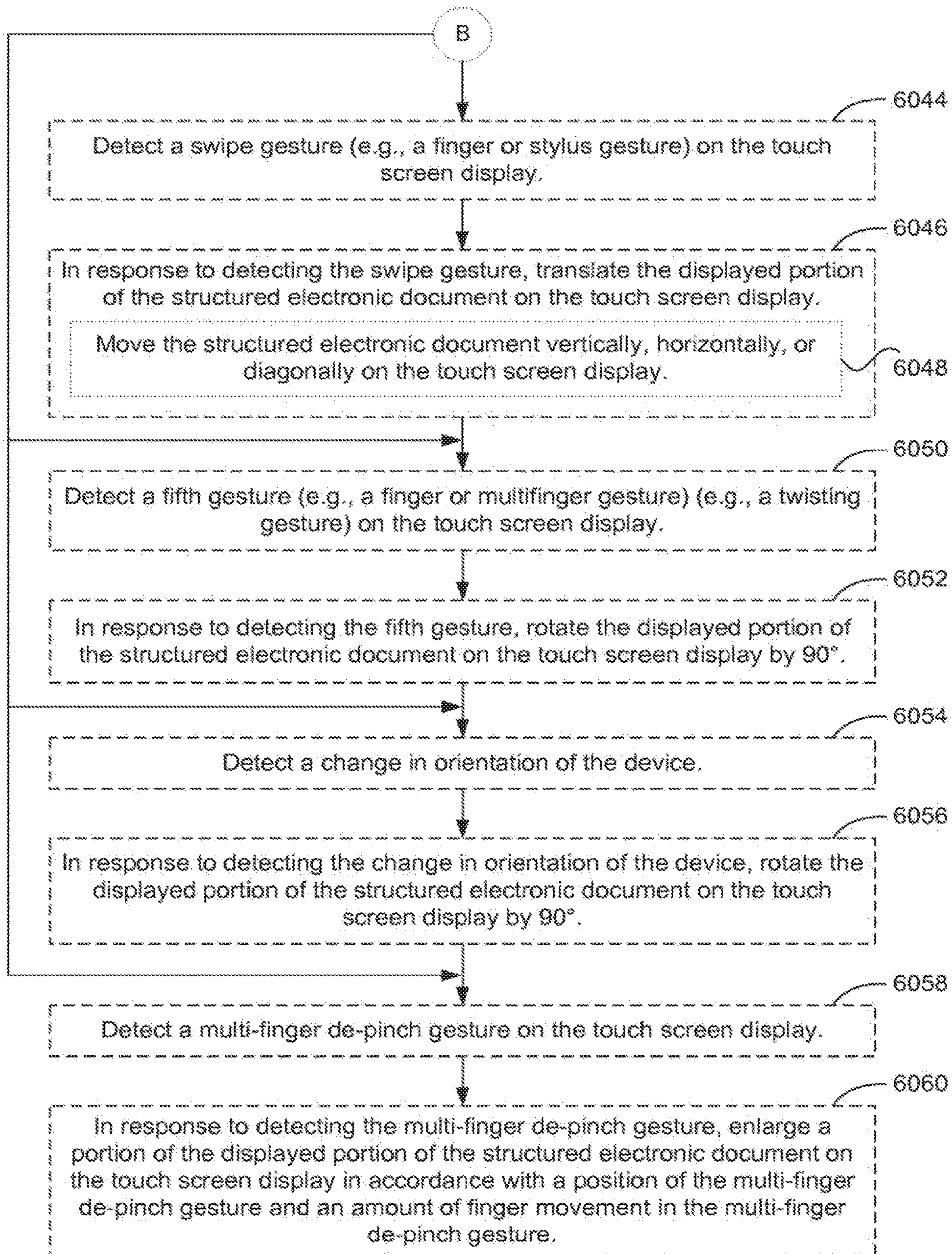


Figure 6C

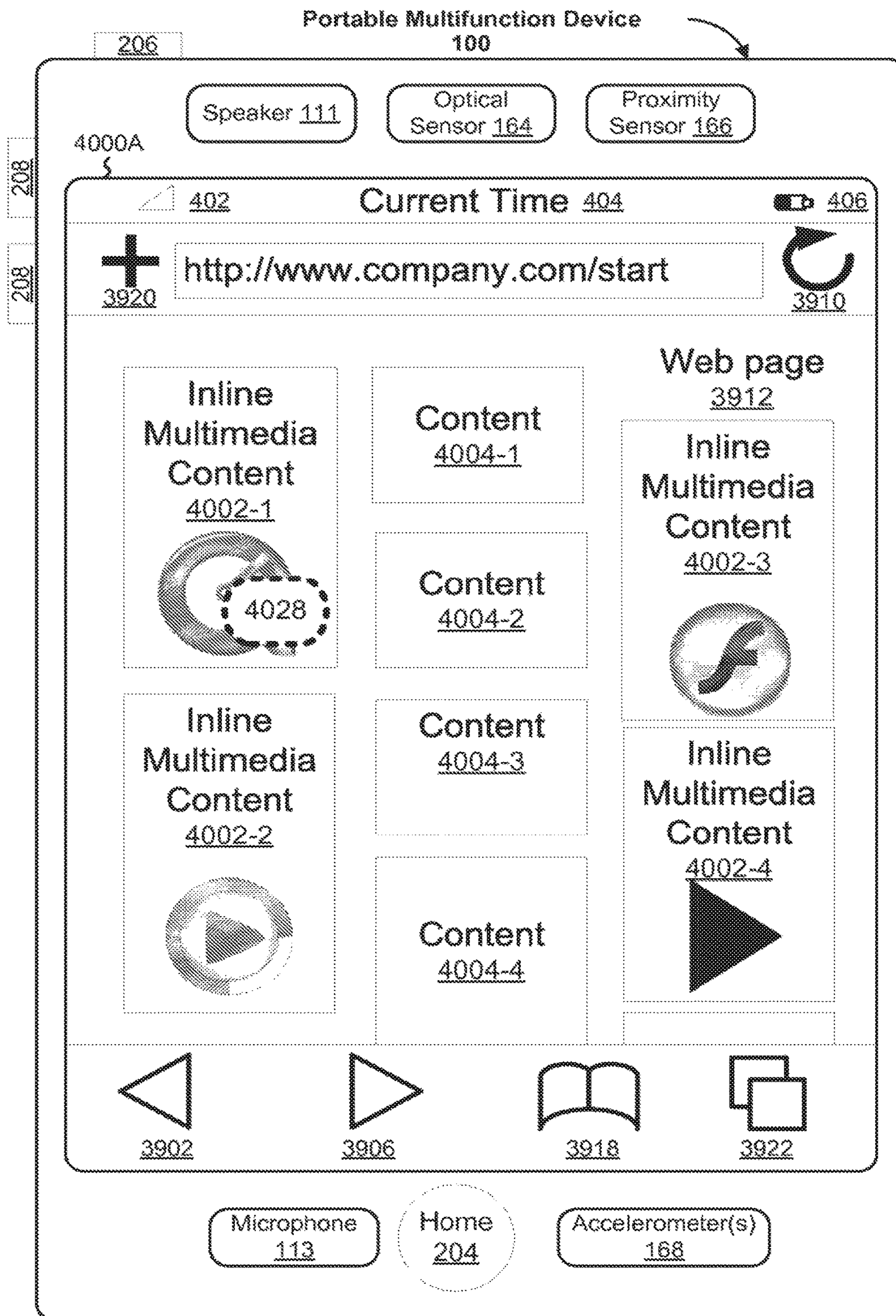


Figure 7A

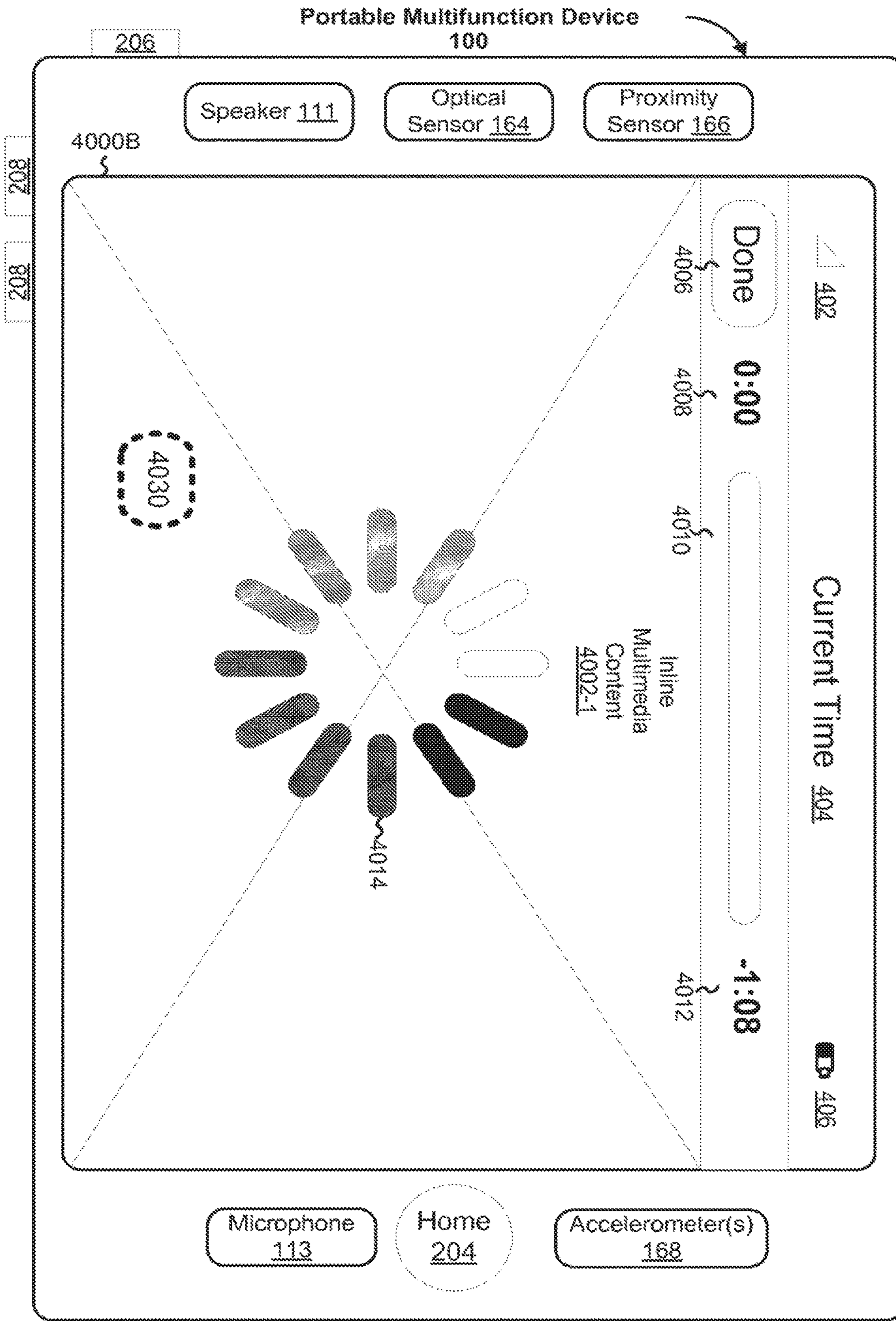


Figure 7B

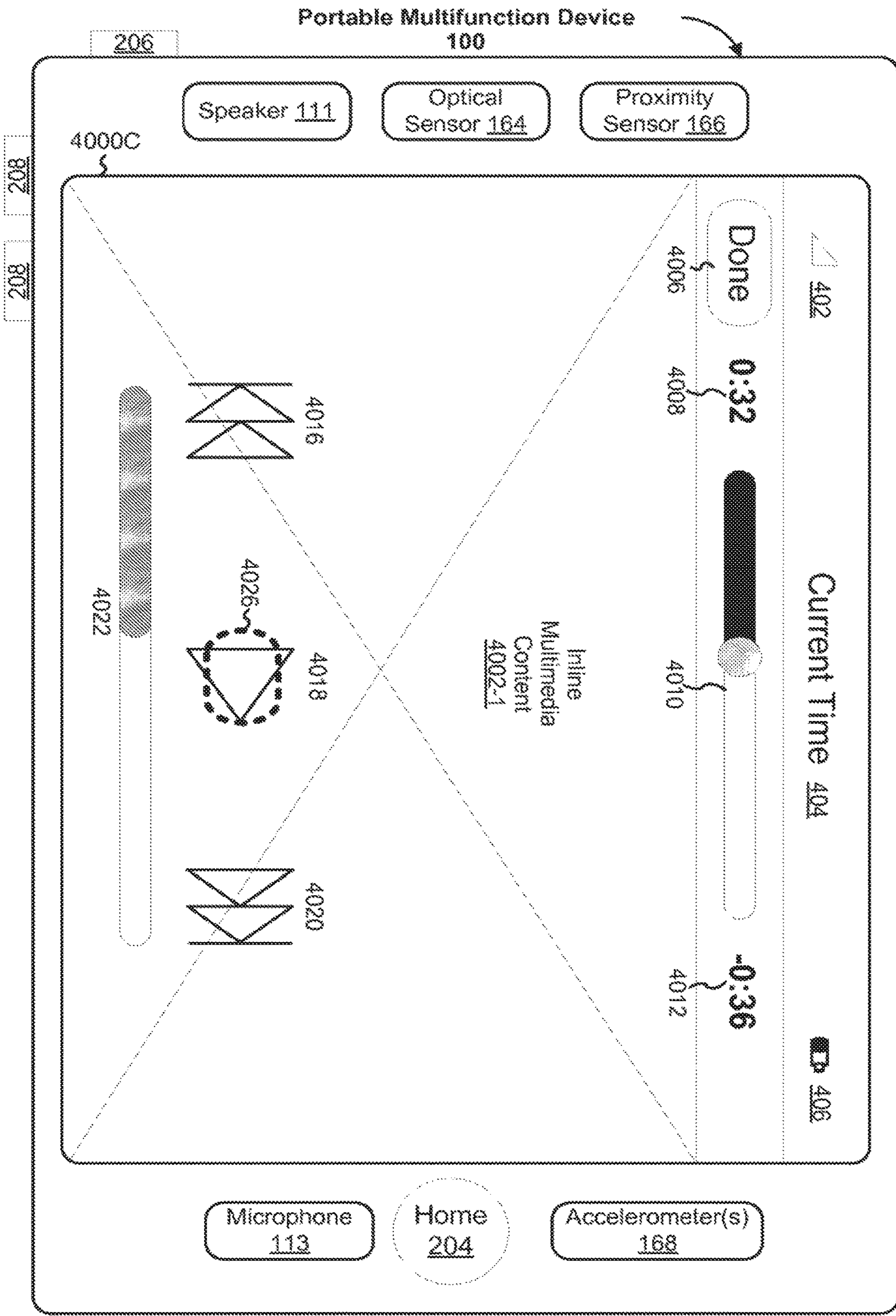


Figure 7C

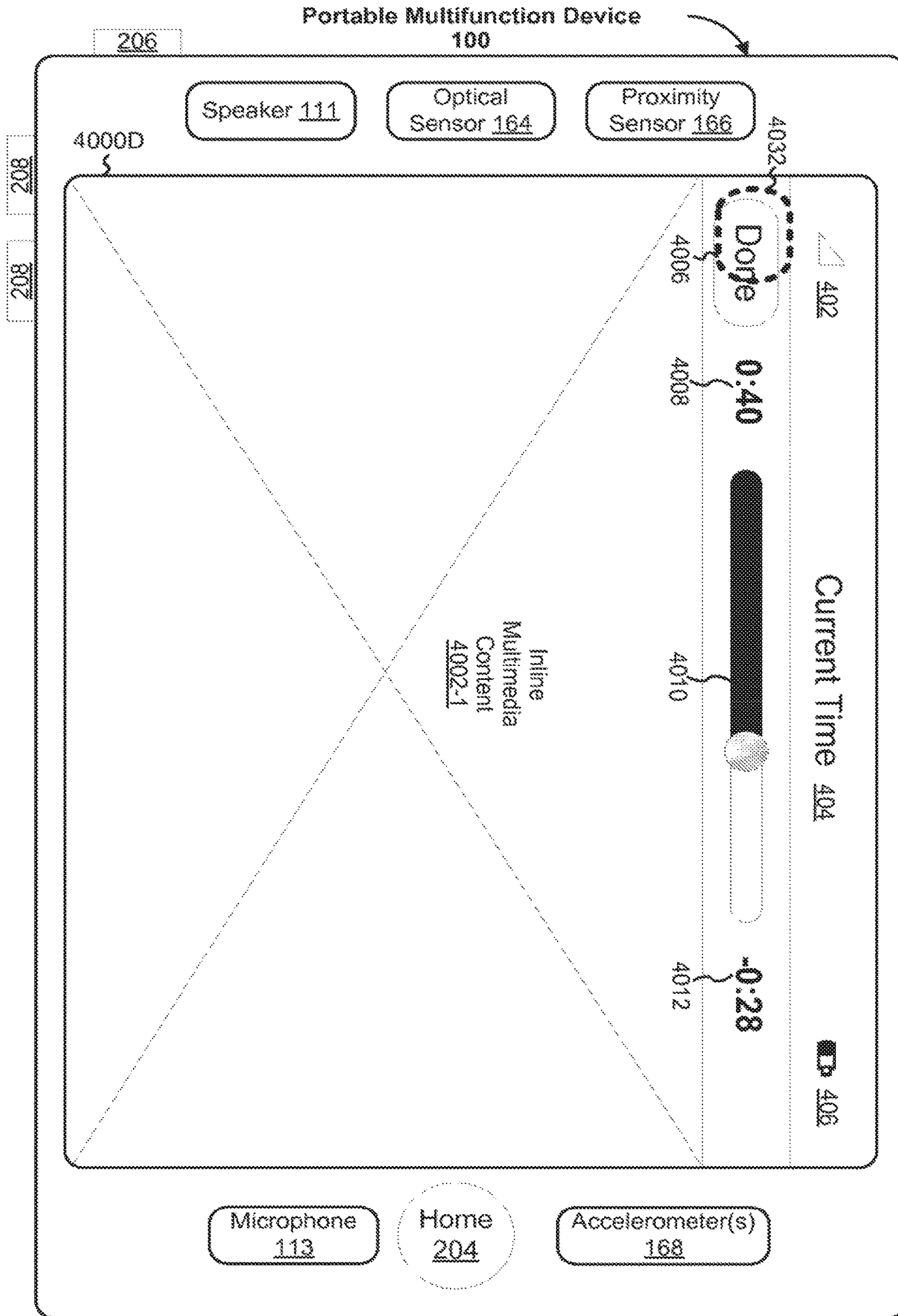


Figure 7D

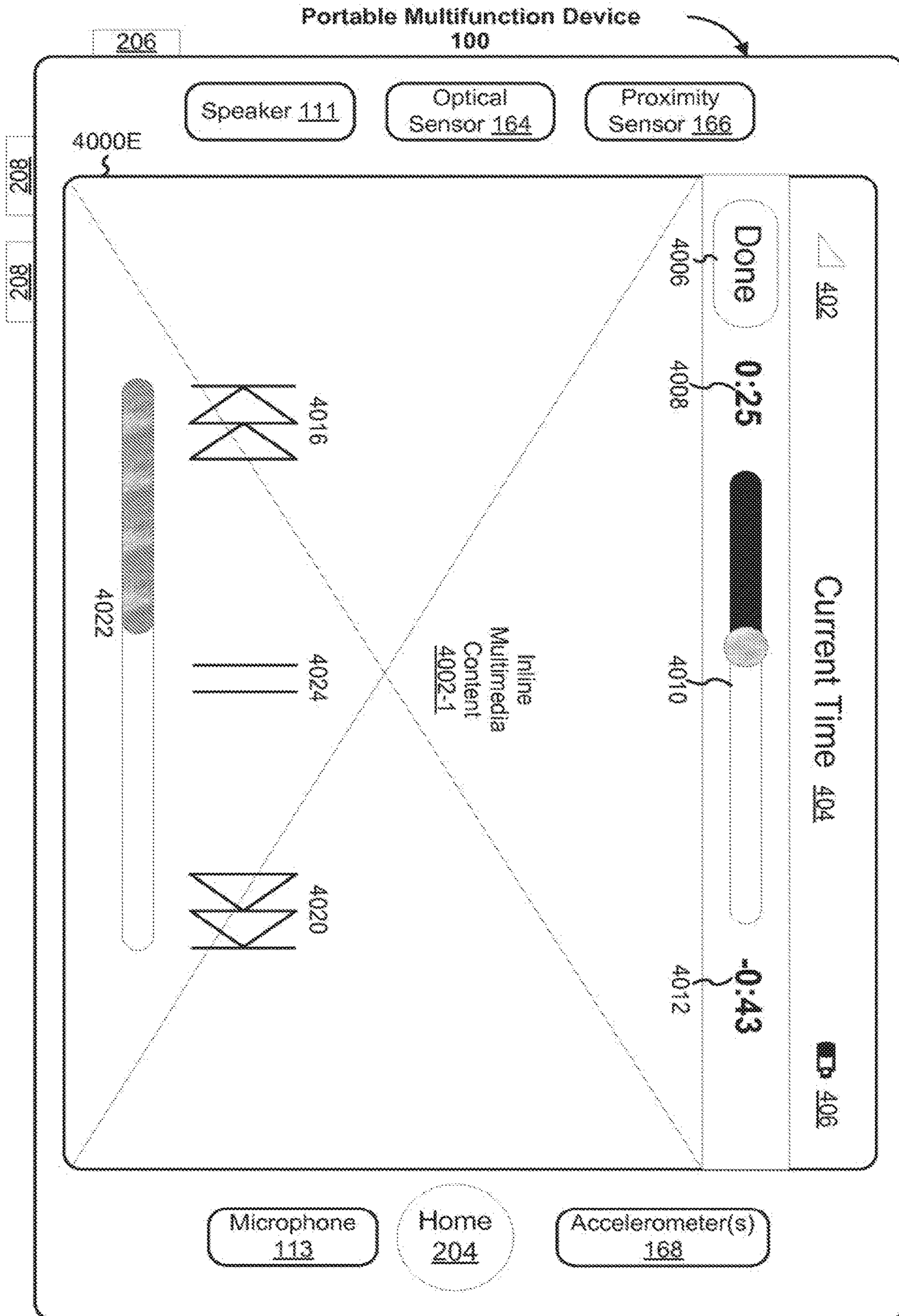


Figure 7E

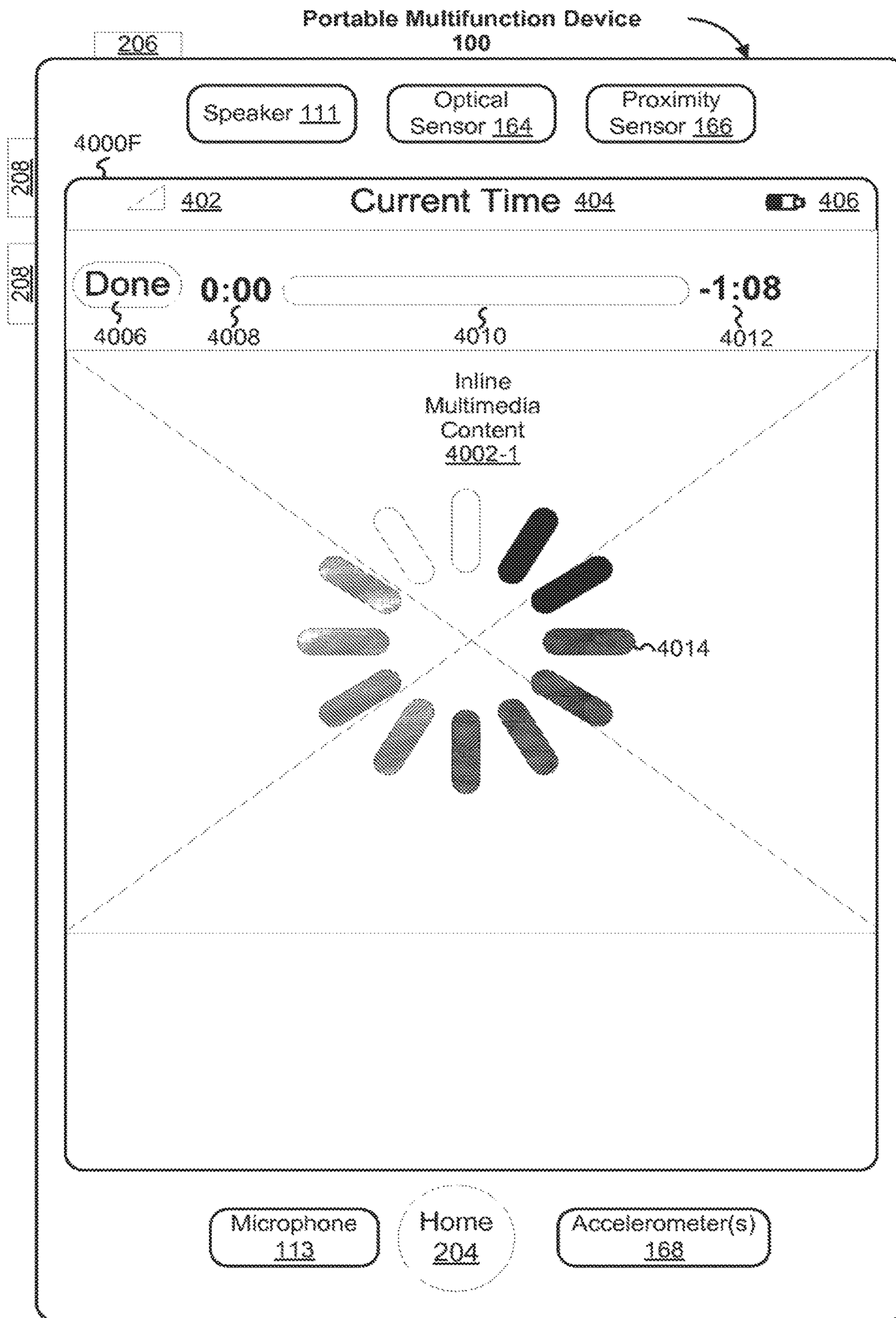


Figure 7F

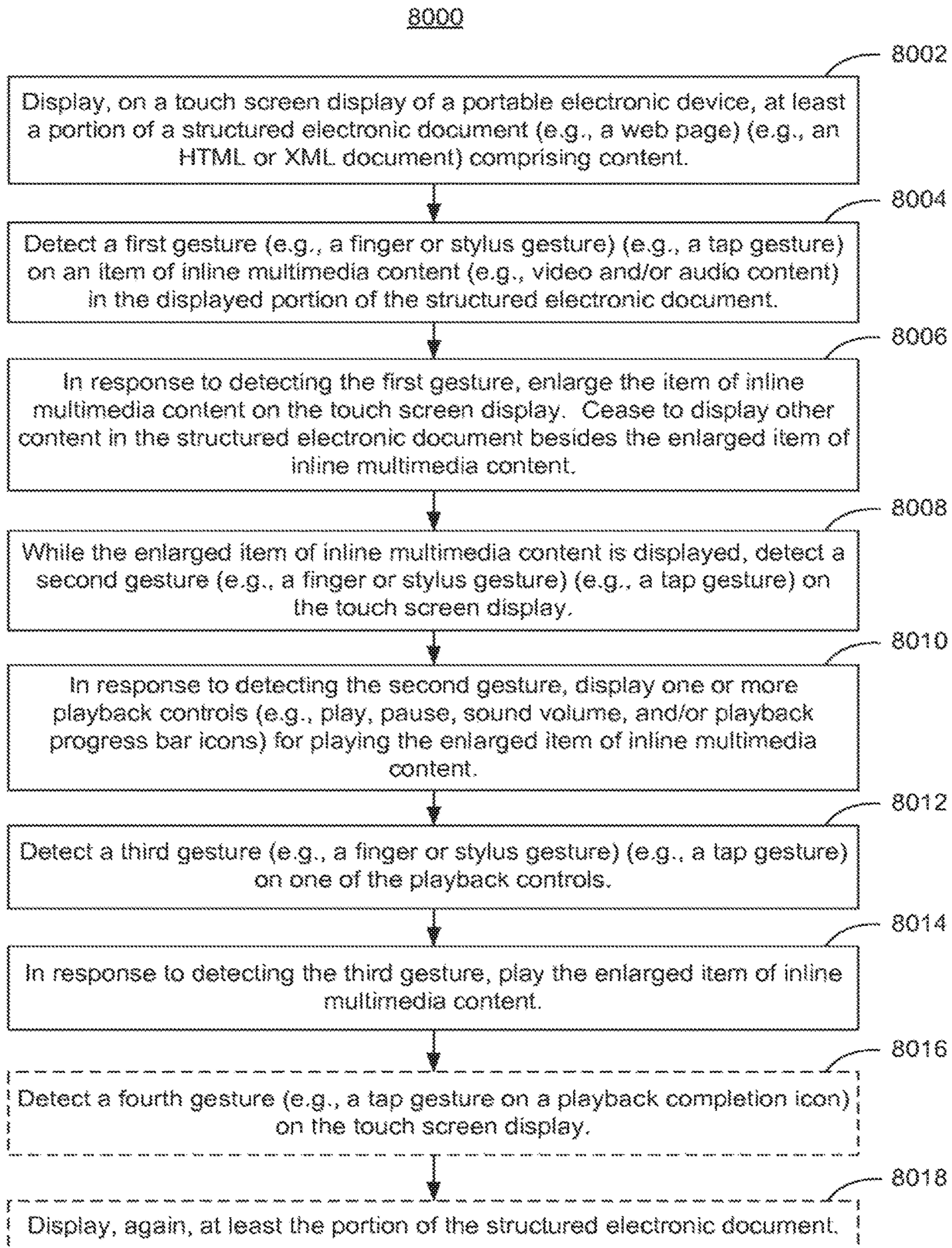


Figure 8

1

**PORTABLE ELECTRONIC DEVICE,
METHOD, AND GRAPHICAL USER
INTERFACE FOR DISPLAYING
STRUCTURED ELECTRONIC DOCUMENTS**

RELATED APPLICATIONS

This application is a continuation of U.S. application Ser. No. 14/205,268, filed Mar. 11, 2014, entitled "Portable Electronic Device, Method, and Graphical User Interface for Displaying Structured Electronic Documents," which is a continuation of U.S. application Ser. No. 12/981,433, filed Dec. 29, 2010, now U.S. Pat. No. 8,669,950, entitled "Portable Electronic Device, Method, and Graphical User Interface for Displaying Structured Electronic Documents," which is a continuation of U.S. application Ser. No. 11/850,013, filed Sep. 4, 2007, now U.S. Pat. No. 7,864,163, entitled "Portable Electronic Device, Method, and Graphical User Interface for Displaying Structured Electronic Documents," which claims priority to U.S. Provisional Patent Application Nos. 60/937,993, entitled "Portable Multifunction Device," filed Jun. 29, 2007; 60/946,715, entitled "Portable Electronic Device, Method, And Graphical User Interface For Displaying Structured Electronic Documents," filed Jun. 27, 2007; 60/879,469, entitled "Portable Multifunction Device," filed Jan. 8, 2007; 60/879,253, entitled "Portable Multifunction Device," filed Jan. 7, 2007; and 60/824,769, entitled "Portable Multifunction Device," filed Sep. 6, 2006. All of these applications are incorporated by referenced herein in their entirety.

This application is related to the following applications: (1) U.S. patent application Ser. No. 10/188,182, "Touch Pad For Handheld Device," filed Jul. 1, 2002; (2) U.S. patent application Ser. No. 10/722,948, "Touch Pad For Handheld Device," filed Nov. 25, 2003; (3) U.S. patent application Ser. No. 10/643,256, "Movable Touch Pad With Added Functionality," filed Aug. 18, 2003; (4) U.S. patent application Ser. No. 10/654,108, "Ambidextrous Mouse," filed Sep. 2, 2003; (5) U.S. patent application Ser. No. 10/840,862, "Multipoint Touchscreen," filed May 6, 2004; (6) U.S. patent application Ser. No. 10/903,964, "Gestures For Touch Sensitive Input Devices," filed Jul. 30, 2004; (7) U.S. patent application Ser. No. 11/038,590, "Mode-Based Graphical User Interfaces For Touch Sensitive Input Devices" filed Jan. 18, 2005; (8) U.S. patent application Ser. No. 11/057,050, "Display Actuator," filed Feb. 11, 2005; (9) U.S. Provisional patent application Ser. No. 60/658,777, "Multi-Functional Hand-Held Device," filed Mar. 4, 2005; (10) U.S. patent application Ser. No. 11/367,749, "Multi-Functional Hand-Held Device," filed Mar. 3, 2006; and (11) U.S. Provisional Patent Application No. 60/947,155, "Portable Electronic Device, Method, And Graphical User Interface For Displaying inline Multimedia Content", filed Jun. 29, 2007. All of these applications are incorporated by reference herein in their entirety.

TECHNICAL FIELD

The disclosed embodiments relate generally to portable electronic devices, and more particularly, to portable electronic devices that display structured electronic documents such as web pages on a touch screen display.

BACKGROUND

As portable electronic devices become more compact, and the number of functions performed by a given device

2

increase, it has become a significant challenge to design a user interface that allows users to easily interact with a multifunction device. This challenge is particular significant for handheld portable devices, which have much smaller screens than desktop or laptop computers. This situation is unfortunate because the user interface is the gateway through which users receive not only content but also responses to user actions or behaviors, including user attempts to access a device's features, tools, and functions. Some portable communication devices (e.g., mobile telephones, sometimes called mobile phones, cell phones, cellular telephones, and the like) have resorted to adding more pushbuttons, increasing the density of push buttons, overloading the functions of pushbuttons, or using complex menu systems to allow a user to access, store and manipulate data. These conventional user interfaces often result in complicated key sequences and menu hierarchies that must be memorized by the user.

Many conventional user interfaces, such as those that include physical pushbuttons, are also inflexible. This may prevent a user interface from being configured and/or adapted by either an application running on the portable device or by users. When coupled with the time consuming requirement to memorize multiple key sequences and menu hierarchies, and the difficulty in activating a desired pushbutton, such inflexibility is frustrating to most users.

In particular, it is slow and tedious to navigate in structured electronic documents (e.g., web pages) in portable electronic devices with small screens using conventional input devices (e.g., 5-way toggle switches). Moreover, it is cumbersome to control and view multimedia content within such documents on portable electronic devices.

Accordingly, there is a need for portable electronic devices with more transparent and intuitive user interfaces for viewing and navigating structured electronic documents and multimedia content within such documents. Such interfaces increase the effectiveness, efficiency and user satisfaction with activities like web browsing on portable electronic devices.

SUMMARY

The above deficiencies and other problems associated with user interfaces for portable devices are reduced or eliminated by the disclosed portable multifunction device. In some embodiments, the device has a touch-sensitive display (also known as a "touch screen") with a graphical user interface (GUI), one or more processors, memory and one or more modules, programs or sets of instructions stored in the memory for performing multiple functions. In some embodiments, the user interacts with the GUI primarily through finger contacts and gestures on the touch-sensitive display. In some embodiments, the functions may include telephoning, video conferencing, e-mailing, instant messaging, blogging, digital photographing, digital videoing, web browsing, digital music playing, and/or digital video playing. Instructions for performing these functions may be included in a computer readable storage medium or other computer program product configured for execution by one or more processors.

In one aspect of the invention, a computer-implemented method, for use in conjunction with a portable electronic device with a touch screen display, comprises: displaying at least a portion of a structured electronic document on the touch screen display, wherein the structured electronic document comprises a plurality of boxes of content; detecting a first gesture at a location on the displayed portion of the

structured electronic document; determining a first box in the plurality of boxes at the location of the first gesture; and enlarging and substantially centering the first box on the touch screen display.

In another aspect of the invention, a graphical user interface on a portable electronic device with a touch screen display comprises: at least a portion of a structured electronic document, wherein the structured electronic document comprises a plurality of boxes of content. In response to detecting a first gesture at a location on the portion of the structured electronic document, a first box in the plurality of boxes at the location of the first gesture is determined and the first box is enlarged and substantially centered on the touch screen display.

In another aspect of the invention, a portable electronic device comprises: a touch screen display, one or more processors, memory, and one or more programs. The one or more programs are stored in the memory and configured to be executed by the one or more processors. The one or more programs include instructions for displaying at least a portion of a structured electronic document on the touch screen display, wherein the structured electronic document comprises a plurality of boxes of content. The one or more programs also include: instructions for detecting a first gesture at a location on the displayed portion of the structured electronic document; instructions for determining a first box in the plurality of boxes at the location of the first gesture; and instructions for enlarging and substantially centering the first box on the touch screen display.

In another aspect of the invention, a computer-program product comprises a computer readable storage medium and a computer program mechanism (e.g., one or more computer programs) embedded therein. The computer program mechanism comprises instructions, which when executed by a portable electronic device with a touch screen display, cause the device: to display at least a portion of a structured electronic document on the touch screen display, wherein the structured electronic document comprises a plurality of boxes of content; to detect a first gesture at a location on the displayed portion of the structured electronic document; to determine a first box in the plurality of boxes at the location of the first gesture; and to enlarge and substantially center the first box on the touch screen display.

In another aspect of the invention, a portable electronic device with a touch screen display comprises: means for displaying at least a portion of a structured electronic document on the touch screen display, wherein the structured electronic document comprises a plurality of boxes of content; means for detecting a first gesture at a location on the displayed portion of the structured electronic document; means for determining a first box in the plurality of boxes at the location of the first gesture; and means for enlarging and substantially centering the first box on the touch screen display.

The disclosed embodiments allow users to more easily view and navigate structured electronic documents and multimedia content within such documents on portable electronic devices.

BRIEF DESCRIPTION OF THE DRAWINGS

For a better understanding of the aforementioned embodiments of the invention as well as additional embodiments thereof, reference should be made to the Description of Embodiments below, in conjunction with the following drawings in which like reference numerals refer to corresponding parts throughout the figures.

FIGS. 1A and 1B are block diagrams illustrating portable multifunction devices with touch-sensitive displays in accordance with some embodiments.

FIG. 2 illustrates a portable multifunction device having a touch screen in accordance with some embodiments.

FIG. 3 illustrates an exemplary user interface for unlocking a portable electronic device in accordance with some embodiments.

FIGS. 4A and 4B illustrate exemplary user interfaces for a menu of applications on a portable multifunction device in accordance with some embodiments.

FIGS. 5A-5M illustrate exemplary user interfaces for a browser in accordance with some embodiments.

FIGS. 6A-6C are flow diagrams illustrating a process for displaying structured electronic documents such as web pages on a portable electronic device with a touch screen display in accordance with some embodiments.

FIGS. 7A-7F illustrate exemplary user interfaces for playing an item of inline multimedia content in accordance with some embodiments.

FIG. 8 is a flow diagram illustrating a process for displaying inline multimedia content on a portable electronic device with a touch screen display in accordance with some embodiments.

DESCRIPTION OF EMBODIMENTS

Reference will now be made in detail to embodiments, examples of which are illustrated in the accompanying drawings. In the following detailed description, numerous specific details are set forth in order to provide a thorough understanding of the present invention. However, it will be apparent to one of ordinary skill in the art that the present invention may be practiced without these specific details. In other instances, well-known methods, procedures, components, circuits, and networks have not been described in detail so as not to unnecessarily obscure aspects of the embodiments.

It will also be understood that, although the terms first, second, etc. may be used herein to describe various elements, these elements should not be limited by these terms. These terms are only used to distinguish one element from another. For example, a first gesture could be termed a second gesture, and, similarly, a second gesture could be termed a first gesture, without departing from the scope of the present invention.

The terminology used in the description of the invention herein is for the purpose of describing particular embodiments only and is not intended to be limiting of the invention. As used in the description of the invention and the appended claims, the singular forms "a", "an" and "the" are intended to include the plural forms as well, unless the context clearly indicates otherwise. It will also be understood that the term "and/or" as used herein refers to and encompasses any and all possible combinations of one or more of the associated listed items. It will be further understood that the terms "comprises" and/or "comprising," when used in this specification, specify the presence of stated features, integers, steps, operations, elements, and/or components, but do not preclude the presence or addition of one or more other features, integers, steps, operations, elements, components, and/or groups thereof.

Embodiments of a portable multifunction device, user interfaces for such devices, and associated processes for using such devices are described. In some embodiments, the device is a portable communications device such as a mobile

5

telephone that also contains other functions, such as PDA and/or music player functions.

The user interface may include a physical click wheel in addition to a touch screen or a virtual click wheel displayed on the touch screen. A click wheel is a user-interface device that may provide navigation commands based on an angular displacement of the wheel or a point of contact with the wheel by a user of the device. A click wheel may also be used to provide a user command corresponding to selection of one or more items, for example, when the user of the device presses down on at least a portion of the wheel or the center of the wheel. Alternatively, breaking contact with a click wheel image on a touch screen surface may indicate a user command corresponding to selection. For simplicity, in the discussion that follows, a portable multifunction device that includes a touch screen is used as an exemplary embodiment. It should be understood, however, that some of the user interfaces and associated processes may be applied to other devices, such as personal computers and laptop computers, which may include one or more other physical user-interface devices, such as a physical click wheel, a physical keyboard, a mouse and/or a joystick.

The device supports a variety of applications, such as one or more of the following: a telephone application, a video conferencing application, an e-mail application, an instant messaging application, a blogging application, a photo management application, a digital camera application, a digital video camera application, a web browsing application, a digital music player application, and/or a digital video player application.

The various applications that may be executed on the device may use at least one common physical user-interface device, such as the touch screen. One or more functions of the touch screen as well as corresponding information displayed on the device may be adjusted and/or varied from one application to the next and/or within a respective application. In this way, a common physical architecture (such as the touch screen) of the device may support the variety of applications with user interfaces that are intuitive and transparent.

The user interfaces may include one or more soft keyboard embodiments. The soft keyboard embodiments may include standard (QWERTY) and/or non-standard configurations of symbols on the displayed icons of the keyboard, such as those described in U.S. patent application Ser. No. 11/459,606, "Keyboards For Portable Electronic Devices," filed Jul. 24, 2006, and Ser. No. 11/459,615, "Touch Screen Keyboards For Portable Electronic Devices," filed Jul. 24, 2006, the contents of which are hereby incorporated by reference. The keyboard embodiments may include a reduced number of icons (or soft keys) relative to the number of keys in existing physical keyboards, such as that for a typewriter. This may make it easier for users to select one or more icons in the keyboard, and thus, one or more corresponding symbols. The keyboard embodiments may be adaptive. For example, displayed icons may be modified in accordance with user actions, such as selecting one or more icons and/or one or more corresponding symbols. One or more applications on the portable device may utilize common and/or different keyboard embodiments. Thus, the keyboard embodiment used may be tailored to at least some of the applications. In some embodiments, one or more keyboard embodiments may be tailored to a respective user. For example, one or more keyboard embodiments may be tailored to a respective user based on a word usage history (lexicography, slang, individual usage) of the respective user. Some of the keyboard embodiments may be adjusted to

6

reduce a probability of a user error when selecting one or more icons, and thus one or more symbols, when using the soft keyboard embodiments.

Attention is now directed towards embodiments of the device. FIGS. 1A and 1B are block diagrams illustrating portable multifunction devices **100** with touch-sensitive displays **112** in accordance with some embodiments. The touch-sensitive display **112** is sometimes called a "touch screen" for convenience, and may also be known as or called a touch-sensitive display system. The device **100** may include a memory **102** (which may include one or more computer readable storage mediums), a memory controller **122**, one or more processing units (CPU's) **120**, a peripherals interface **118**, RF circuitry **108**, audio circuitry **110**, a speaker **111**, a microphone **113**, an input/output (I/O) subsystem **106**, other input or control devices **116**, and an external port **124**. The device **100** may include one or more optical sensors **164**. These components may communicate over one or more communication buses or signal lines **103**.

It should be appreciated that the device **100** is only one example of a portable multifunction device **100**, and that the device **100** may have more or fewer components than shown, may combine two or more components, or a may have a different configuration or arrangement of the components. The various components shown in FIGS. 1A and 1B may be implemented in hardware, software or a combination of both hardware and software, including one or more signal processing and/or application specific integrated circuits.

Memory **102** may include high-speed random access memory and may also include non-volatile memory, such as one or more magnetic disk storage devices, flash memory devices, or other non-volatile solid-state memory devices. Access to memory **102** by other components of the device **100**, such as the CPU **120** and the peripherals interface **118**, may be controlled by the memory controller **122**.

The peripherals interface **118** couples the input and output peripherals of the device to the CPU **120** and memory **102**. The one or more processors **120** run or execute various software programs and/or sets of instructions stored in memory **102** to perform various functions for the device **100** and to process data.

In some embodiments, the peripherals interface **118**, the CPU **120**, and the memory controller **122** may be implemented on a single chip, such as a chip **104**. In some other embodiments, they may be implemented on separate chips.

The RF (radio frequency) circuitry **108** receives and sends RF signals, also called electromagnetic signals. The RF circuitry **108** converts electrical signals to/from electromagnetic signals and communicates with communications networks and other communications devices via the electromagnetic signals. The RF circuitry **108** may include well-known circuitry for performing these functions, including but not limited to an antenna system, an RF transceiver, one or more amplifiers, a tuner, one or more oscillators, a digital signal processor, a CODEC chipset, a subscriber identity module (SIM) card, memory, and so forth. The RF circuitry **108** may communicate with networks, such as the Internet, also referred to as the World Wide Web (WWW), an intranet and/or a wireless network, such as a cellular telephone network, a wireless local area network (LAN) and/or a metropolitan area network (MAN), and other devices by wireless communication. The wireless communication may use any of a plurality of communications standards, protocols and technologies, including but not limited to Global System for Mobile Communications (GSM), Enhanced Data GSM Environment (EDGE), wideband code division mul-

multiple access (W-CDMA), code division multiple access (CDMA), time division multiple access (TDMA), Bluetooth, Wireless Fidelity (Wi-Fi) (e.g., IEEE 802.11a, IEEE 802.11b, IEEE 802.11g and/or IEEE 802.11n), voice over Internet Protocol (VoIP), Wi-MAX, a protocol for email (e.g., Internet message access protocol (IMAP) and/or post office protocol (POP)), instant messaging (e.g., extensible messaging and presence protocol (XMPP), Session initiation Protocol for Instant Messaging and Presence Leveraging Extensions (SIMPLE), and/or Instant Messaging and Presence Service (IMPS)), and/or Short Message Service (SMS)), or any other suitable communication protocol, including communication protocols not yet developed as of the filing date of this document.

The audio circuitry **110**, the speaker **111**, and the microphone **113** provide an audio interface between a user and the device **100**. The audio circuitry **110** receives audio data from the peripherals interface **118**, converts the audio data to an electrical signal, and transmits the electrical signal to the speaker **111**. The speaker **111** converts the electrical signal to human-audible sound waves. The audio circuitry **110** also receives electrical signals converted by the microphone **113** from sound waves. The audio circuitry **110** converts the electrical signal to audio data and transmits the audio data to the peripherals interface **118** for processing. Audio data may be retrieved from and/or transmitted to memory **102** and/or the RF circuitry **108** by the peripherals interface **118**. In some embodiments, the audio circuitry **110** also includes a headset jack (e.g. **212**, FIG. 2). The headset jack provides an interface between the audio circuitry **110** and removable audio input/output peripherals, such as output-only headphones or a headset with both output (e.g., a headphone for one or both ears) and input (e.g., a microphone).

The I/O subsystem **106** couples input/output peripherals on the device **100**, such as the touch screen **112** and other input/control devices **116**, to the peripherals interface **118**. The I/O subsystem **106** may include a display controller **156** and one or more input controllers **160** for other input or control devices. The one or more input controllers **160** receive/send electrical signals from/to other input or control devices **116**. The other input/control devices **116** may include physical buttons (e.g., push buttons, rocker buttons, etc.), dials, slider switches, joysticks, click wheels, and so forth. In some alternate embodiments, input controller(s) **160** may be coupled to any (or none) of the following: a keyboard, infrared port, USB port, and a pointer device such as a mouse. The one or more buttons (e.g., **208**, FIG. 2) may include an up/down button for volume control of the speaker **111** and/or the microphone **113**. The one or more buttons may include a push button (e.g., **206**, FIG. 2). A quick press of the push button may disengage a lock of the touch screen **112** or begin a process that uses gestures on the touch screen to unlock the device, as described in U.S. patent application Ser. No. 11/322,549, "Unlocking a Device by Performing Gestures on an Unlock Image," filed Dec. 23, 2005, which is hereby incorporated by reference. A longer press of the push button (e.g., **206**) may turn power to the device **100** on or off. The user may be able to customize a functionality of one or more of the buttons. The touch screen **112** is used to implement virtual or soft buttons and one or more soft keyboards.

The touch-sensitive touch screen **112** provides an input interface and an output interface between the device and a user. The display controller **156** receives and/or sends electrical signals from/to the touch screen **112**. The touch screen **112** displays visual output to the user. The visual output may include graphics, text, icons, video, and any combination

thereof (collectively termed "graphics"). In some embodiments, some or all of the visual output may correspond to user-interface objects, further details of which are described below.

A touch screen **112** has a touch-sensitive surface, sensor or set of sensors that accepts input from the user based on haptic and/or tactile contact. The touch screen **112** and the display controller **156** (along with any associated modules and/or sets of instructions in memory **102**) detect contact (and any movement or breaking of the contact) on the touch screen **112** and converts the detected contact into interaction with user-interface objects (e.g., one or more soft keys, icons, web pages or images) that are displayed on the touch screen. In an exemplary embodiment, a point of contact between a touch screen **112** and the user corresponds to a finger of the user.

The touch screen **112** may use LCD (liquid crystal display) technology, or LPD (light emitting polymer display) technology, although other display technologies may be used in other embodiments. The touch screen **112** and the display controller **156** may detect contact and any movement or breaking thereof using any of a plurality of touch sensing technologies now known or later developed, including but not limited to capacitive, resistive, infrared, and surface acoustic wave technologies, as well as other proximity sensor arrays or other elements for determining one or more points of contact with a touch screen **112**.

A touch-sensitive display in some embodiments of the touch screen **112** may be analogous to the multi-touch sensitive tablets described in the following U.S. Pat. No. 6,323,846 (Westerman et al.), U.S. Pat. No. 6,570,557 (Westerman et al.), and/or U.S. Pat. No. 6,677,932 (Westerman), and/or U.S. Patent Publication 2002/0015024A1, each of which is hereby incorporated by reference. However, a touch screen **112** displays visual output from the portable device **100**, whereas touch sensitive tablets do not provide visual output.

A touch-sensitive display in some embodiments of the touch screen **112** may be as described in the following applications: (1) U.S. patent application Ser. No. 11/381,313, "Multipoint Touch Surface Controller," filed May 2, 2006; (2) U.S. patent application Ser. No. 10/840,862, "Multipoint Touchscreen," filed May 6, 2004; (3) U.S. patent application Ser. No. 10/903,964, "Gestures For Touch Sensitive Input Devices," filed Jul. 30, 2004; (4) U.S. patent application Ser. No. 11/048,264, "Gestures For Touch Sensitive input Devices," filed Jan. 31, 2005; (5) U.S. patent application Ser. No. 11/038,590, "Mode-Based Graphical User Interfaces For Touch Sensitive Input Devices," filed Jan. 18, 2005; (6) U.S. patent application Ser. No. 11/228,758, "Virtual Input Device Placement On A Touch Screen User Interface," filed Sep. 16, 2005; (7) U.S. patent application Ser. No. 11/228,700, "Operation Of A Computer With A Touch Screen Interface," filed Sep. 16, 2005; (8) U.S. patent application Ser. No. 11/228,737, "Activating Virtual Keys Of A Touch-Screen Virtual Keyboard," filed Sep. 16, 2005; and (9) U.S. patent application Ser. No. 11/367,749, "Multi-Functional Hand-Held Device," filed Mar. 3, 2006. All of these applications are incorporated by reference herein.

The touch screen **112** may have a resolution in excess of 100 dpi. In an exemplary embodiment, the touch screen has a resolution of approximately 160 dpi. The user may make contact with the touch screen **112** using any suitable object or appendage, such as a stylus, a finger, and so forth. In some embodiments, the user interface is designed to work primarily with finger-based contacts and gestures, which are much

less precise than stylus-based input due to the larger area of contact of a finger on the touch screen. In some embodiments, the device translates the rough finger-based input into a precise pointer/cursor position or command for performing the actions desired by the user.

In some embodiments, in addition to the touch screen, the device **100** may include a touchpad (not shown) for activating or deactivating particular functions. In some embodiments, the touchpad is a touch-sensitive area of the device that, unlike the touch screen, does not display visual output. The touchpad may be a touch-sensitive surface that is separate from the touch screen **112** or an extension of the touch-sensitive surface formed by the touch screen.

In some embodiments, the device **100** may include a physical or virtual click wheel as an input control device **116**. A user may navigate among and interact with one or more graphical objects (henceforth referred to as icons) displayed in the touch screen **112** by rotating the click wheel or by moving a point of contact with the click wheel (e.g., where the amount of movement of the point of contact is measured by its angular displacement with respect to a center point of the click wheel). The click wheel may also be used to select one or more of the displayed icons. For example, the user may press down on at least a portion of the click wheel or an associated button. User commands and navigation commands provided by the user via the click wheel may be processed by an input controller **160** as well as one or more of the modules and/or sets of instructions in memory **102**. For a virtual click wheel, the click wheel and click wheel controller may be part of the touch screen **112** and the display controller **156**, respectively. For a virtual click wheel, the click wheel may be either an opaque or semitransparent object that appears and disappears on the touch screen display in response to user interaction with the device. In some embodiments, a virtual click wheel is displayed on the touch screen of a portable multifunction device and operated by user contact with the touch screen.

The device **100** also includes a power system **162** for powering the various components. The power system **162** may include a power management system, one or more power sources (e.g., battery, alternating current (AC)), a recharging system, a power failure detection circuit, a power converter or inverter, a power status indicator (e.g., a light-emitting diode (LED)) and any other components associated with the generation, management and distribution of power in portable devices.

The device **100** may also include one or more optical sensors **164**. FIGS. **1A** and **1B** show an optical sensor coupled to an optical sensor controller **158** in I/O subsystem **106**. The optical sensor **164** may include charge-coupled device (CCD) or complementary metal-oxide semiconductor (CMOS) phototransistors. The optical sensor **164** receives light from the environment, projected through one or more lens, and converts the light to data representing an image. In conjunction with an imaging module **143** (also called a camera module), the optical sensor **164** may capture still images or video. In some embodiments, an optical sensor is located on the back of the device **100**, opposite the touch screen display **112** on the front of the device, so that the touch screen display may be used as a viewfinder for either still and/or video image acquisition. In some embodiments, an optical sensor is located on the front of the device so that the user's image may be obtained for videoconferencing while the user views the other video conference participants on the touch screen display. In some embodiments, the position of the optical sensor **164** can be changed by the user by rotating the lens and the sensor in the device

housing) so that a single optical sensor **164** may be used along with the touch screen display for both video conferencing and still and/or video image acquisition.

The device **100** may also include one or more proximity sensors **166**. FIGS. **1A** and **1B** show a proximity sensor **166** coupled to the peripherals interface **118**. Alternately, the proximity sensor **166** may be coupled to an input controller **160** in the I/O subsystem **106**. The proximity sensor **166** may perform as described in U.S. patent application Ser. No. 11/241,839, "Proximity Detector In Handheld Device," filed Sep. 30, 2005; Ser. No. 11/240,788, "Proximity Detector In Handheld Device," filed Sep. 30, 2005; Ser. No. 11/620,702, filed Jan. 7, 2007, "Using Ambient Light Sensor To Augment Proximity Sensor Output;" Ser. No. 11/586,862, filed Oct. 24, 2006, "Automated Response To And Sensing Of User Activity In Portable Devices;" and Ser. No. 11/638,251, filed Dec. 12, 2006, "Methods And Systems For Automatic Configuration Of Peripherals," which are hereby incorporated by reference. In some embodiments, the proximity sensor turns off and disables the touch screen **112** when the multifunction device is placed near the user's ear (e.g., when the user is making a phone call). In some embodiments, the proximity sensor keeps the screen off when the device is in the user's pocket, purse, or other dark area to prevent unnecessary battery drainage when the device is a locked state.

The device **100** may also include one or more accelerometers **168**. FIGS. **1A** and **1B** show an accelerometer **168** coupled to the peripherals interface **118**. Alternately, the accelerometer **168** may be coupled to an input controller **160** in the I/O subsystem **106**. The accelerometer **168** may perform as described in U.S. Patent Publication No. 20050190059, "Acceleration-based Theft Detection System for Portable Electronic Devices," and U.S. Patent Publication No. 20060017692, "Methods And Apparatuses For Operating A Portable Device Based On An Accelerometer," both of which are incorporated herein by reference. In some embodiments, information is displayed on the touch screen display in a portrait view or a landscape view based on an analysis of data received from the one or more accelerometers.

In some embodiments, the software components stored in memory **102** may include an operating system **126**, a communication module (or set of instructions) **128**, a contact/motion module (or set of instructions) **130**, a graphics module (or set of instructions) **132**, a text input module (or set of instructions) **134**, a Global Positioning System (GPS) module (or set of instructions) **135**, and applications (or set of instructions) **136**.

The operating system **126** (e.g., Darwin, RTXC, LINUX, UNIX, OS X, WINDOWS, or an embedded operating system such as VxWorks) includes various software components and/or drivers for controlling and managing general system tasks (e.g., memory management, storage device control, power management, etc.) and facilitates communication between various hardware and software components.

The communication module **128** facilitates communication with other devices over one or more external ports **124** and also includes various software components for handling data received by the RF circuitry **108** and/or the external port **124**. The external port **124** (e.g., Universal Serial Bus (USB), FIREWIRE, etc.) is adapted for coupling directly to other devices or indirectly over a network (e.g., the Internet, wireless LAN, etc.). In some embodiments, the external port is a multi-pin (e.g., 30-pin) connector that is the same as, or similar to and/or compatible with the 30-pin connector used on iPod (trademark of Apple Computer, Inc.) devices.

11

The contact/motion module **130** may detect contact with the touch screen **112** (in conjunction with the display controller **156**) and other touch sensitive devices (e.g., a touchpad or physical click wheel). The contact/motion module **130** includes various software components for performing various operations related to detection of contact, such as determining if contact has occurred, determining if there is movement of the contact and tracking the movement across the touch screen **112**, and determining if the contact has been broken (i.e., if the contact has ceased). Determining movement of the point of contact may include determining speed (magnitude), velocity (magnitude and direction), and/or an acceleration (a change in magnitude and/or direction) of the point of contact. These operations may be applied to single contacts (e.g., one finger contacts) or to multiple simultaneous contacts (e.g., “multitouch”/multiple finger contacts). In some embodiments, the contact/motion module **130** and the display controller **156** also detects contact on a touchpad. In some embodiments, the contact/motion module **130** and the controller **160** detects contact on a click wheel.

The graphics module **132** includes various known software components for rendering and displaying graphics on the touch screen **112**, including components for changing the intensity of graphics that are displayed. As used herein, the term “graphics” includes any object that can be displayed to a user, including without limitation text, web pages, icons (such as user-interface objects including soft keys), digital images, videos, animations and the like.

The text input module **134**, which may be a component of graphics module **132**, provides soft keyboards for entering text in various applications (e.g., contacts **137**, e-mail **140**, IM **141**, blogging **142**, browser **147**, and any other application that needs text input).

The GPS module **135** determines the location of the device and provides this information for use in various applications (e.g., to telephone **138** for use in location-based dialing, to camera **143** and/or blogger **142** as picture/video metadata, and to applications that provide location-based services such as weather widgets, local yellow page widgets, and map navigation widgets).

The applications **136** may include the following modules (or sets of instructions), or a subset or superset thereof:

- a contacts module **137** (sometimes called an address book or contact list);
- a telephone module **138**;
- a video conferencing module **139**;
- an e-mail client module **140**;
- an instant messaging (IM) module **141**;
- a blogging module **142**;
- a camera module **143** for still and/or video images;
- an image management module **144**;
- a video player module **145**;
- a music player module **146**;
- a browser module **147**;
- a calendar module **148**;
- widget modules **149**, which may include weather widget **149-1**, stocks widget **149-2**, calculator widget **149-3**, alarm clock widget **149-4**, dictionary widget **149-5**, and other widgets obtained by the user, as well as user-created widgets **149-6**;
- widget creator module **150** for making user-created widgets **149-6**;
- search module **151**;
- video and music player module **152**, which merges video player module **145** and music player module **146**;
- notes module **153**; and/or
- map module **154**.

12

Examples of other applications **136** that may be stored in memory **102** include other word processing applications, JAVA-enabled applications, encryption, digital rights management, voice recognition, and voice replication.

In conjunction with touch screen **112**, display controller **156**, contact module **130**, graphics module **132**, and text input module **134**, the contacts module **137** may be used to manage an address book or contact list, including: adding name(s) to the address book; deleting name(s) from the address book; associating telephone number(s), e-mail address(es), physical address(es) or other information with a name; associating an image with a name; categorizing and sorting names; providing telephone numbers or e-mail addresses to initiate and/or facilitate communications by telephone **138**, video conference **139**, e-mail **140**, or IM **141**; and so forth.

In conjunction with RF circuitry **108**, audio circuitry **110**, speaker **111**, microphone **113**, touch screen **112**, display controller **156**, contact module **130**, graphics module **132**, and text input module **134**, the telephone module **138** may be used to enter a sequence of characters corresponding to a telephone number, access one or more telephone numbers in the address book **137**, modify a telephone number that has been entered, dial a respective telephone number, conduct a conversation and disconnect or hang up when the conversation is completed. As noted above, the wireless communication may use any of a plurality of communications standards, protocols and technologies.

In conjunction with RF circuitry **108**, audio circuitry **110**, speaker **111**, microphone **113**, touch screen **112**, display controller **156**, optical sensor **164**, optical sensor controller **158**, contact module **130**, graphics module **132**, text input module **134**, contact list **137**, and telephone module **138**, the videoconferencing module **139** may be used to initiate, conduct, and terminate a video conference between a user and one or more other participants.

In conjunction with RF circuitry **108**, touch screen **112**, display controller **156**, contact module **130**, graphics module **132**, and text input module **134**, the e-mail client module **140** may be used to create, send, receive, and manage e-mail. In conjunction with image management module **144**, the e-mail module **140** makes it very easy to create and send e-mails with still or video images taken with camera module **143**.

In conjunction with RF circuitry **108**, touch screen **112**, display controller **156**, contact module **130**, graphics module **132**, and text input module **134**, the instant messaging module **141** may be used to enter a sequence of characters corresponding to an instant message, to modify previously entered characters, to transmit a respective instant message (for example, using a Short Message Service (SMS) or Multimedia Message Service (MMS) protocol for telephony-based instant messages or using XMPP, SIMPLE, or IMPS for Internet-based instant messages), to receive instant messages and to view received instant messages. In some embodiments, transmitted and/or received instant messages may include graphics, photos, audio files, video files and/or other attachments as are supported in a MMS and/or an Enhanced Messaging Service (EMS). As used herein, “instant messaging” refers to both telephony-based messages (e.g., messages sent using SMS or MMS) and Internet-based messages (e.g., messages sent using XMPP, SIMPLE, or IMPS).

In conjunction with RF circuitry **108**, touch screen **112**, display controller **156**, contact module **130**, graphics module **132**, text input module **134**, image management module **144**, and browsing module **147**, the blogging module **142** may be

13

used to send text, still images, video, and/or other graphics to a blog (e.g., the user's blog).

In conjunction with touch screen 112, display controller 156, optical sensor(s) 164, optical sensor controller 158, contact module 130, graphics module 132, and image management module 144, the camera module 143 may be used to capture still images or video (including a video stream) and store them into memory 102, modify characteristics of a still image or video, or delete a still image or video from memory 102.

In conjunction with touch screen 112, display controller 156, contact module 130, graphics module 132, text input module 134, and camera module 143, the image management module 144 may be used to arrange, modify or otherwise manipulate, label, delete, present (e.g., in a digital slide show or album), and store still and/or video images.

In conjunction with touch screen 112, display controller 156, contact module 130, graphics module 132, audio circuitry 110, and speaker 111, the video player module 145 may be used to display, present or otherwise play back videos (e.g., on the touch screen or on an external, connected display via external port 124).

In conjunction with touch screen 112, display system controller 156, contact module 130, graphics module 132, audio circuitry 110, speaker 111, RF circuitry 108, and browser module 147, the music player module 146 allows the user to download and play back recorded music and other sound files stored in one or more file formats, such as MP3 or AAC files. In some embodiments, the device 100 may include the functionality of an MP3 player, such as an iPod (trademark of Apple Computer, Inc.).

In conjunction with RF circuitry 108, touch screen 112, display system controller 156, contact module 130, graphics module 132, and text input module 134, the browser module 147 may be used to browse the Internet, including searching, linking to, receiving, and displaying web pages or portions thereof, as well as attachments and other files linked to web pages. Embodiments of user interfaces and associated processes using browser module 147 are described further below.

In conjunction with RF circuitry 108, touch screen 112, display system controller 156, contact module 130, graphics module 132, text input module 134, e-mail module 140, and browser module 147, the calendar module 148 may be used to create, display, modify, and store calendars and data associated with calendars (e.g., calendar entries, to do lists, etc.).

In conjunction with RF circuitry 108, touch screen 112, display system controller 156, contact module 130, graphics module 132, text input module 134, and browser module 117, the widget modules 149 are mini-applications that may be downloaded and used by a user (e.g., weather widget 149-1, stocks widget 149-2, calculator widget 149-3, alarm clock widget 149-4, and dictionary widget 149-5) or created by the user (e.g., user-created widget 149-6). In some embodiments, a widget includes an HTML (Hypertext Markup Language) file, a CSS (Cascading Style Sheets) file, and a JavaScript file. In some embodiments, a widget includes an XML (Extensible Markup Language) file and a JavaScript file (e.g., Yahoo! Widgets).

In conjunction with RF circuitry 108, touch screen 112, display system controller 156, contact module 130, graphics module 132, text input module 134, and browser module 147, the widget creator module 150 may be used by a user to create widgets (e.g., turning a user-specified portion of a web page into a widget).

14

In conjunction with touch screen 112, display system controller 156, contact module 130, graphics module 132, and text input module 134, the search module 151 may be used to search for text, music, sound, image, video, and/or other files in memory 102 that match one or more search criteria (e.g., one or more user-specified search terms).

In conjunction with touch screen 112, display controller 156, contact module 130, graphics module 132, and text input module 134, the notes module 153 may be used to create and manage notes, to do lists, and the like.

In conjunction with RF circuitry 108, touch screen 112, display system controller 156, contact module 130, graphics module 132, text input module 134, GPS module 135, and browser module 147, the map module 154 may be used to receive, display, modify, and store maps and data associated with maps (e.g., driving directions; data on stores and other points of interest at or near a particular location; and other location-based data).

Each of the above identified modules and applications correspond to a set of instructions for performing one or more functions described above. These modules (i.e., sets of instructions) need not be implemented as separate software programs, procedures or modules, and thus various subsets of these modules may be combined or otherwise re-arranged in various embodiments. For example, video player module 145 may be combined with music player module 146 into a single module (e.g., video and music player module 152, FIG. 1B). In some embodiments, memory 102 may store a subset of the modules and data structures identified above. Furthermore, memory 102 may store additional modules and data structures not described above.

In some embodiments, the device 100 is a device where operation of a predefined set of functions on the device is performed exclusively through a touch screen 112 and/or a touchpad. By using a touch screen and/or a touchpad as the primary input/control device for operation of the device 100, the number of physical input/control devices (such as push buttons, dials, and the like) on the device 100 may be reduced.

The predefined set of functions that may be performed exclusively through a touch screen and/or a touchpad include navigation between user interfaces. In some embodiments, the touchpad, when touched by the user, navigates the device 100 to a main, home, or root menu from any user interface that may be displayed on the device 100. In such embodiments, the touchpad may be referred to as a "menu button." In some other embodiments, the menu button may be a physical push button or other physical input/control device instead of a touchpad.

FIG. 2 illustrates a portable multifunction device 100 having a touch screen 112 in accordance with some embodiments. The touch screen may display one or more graphics within user interface (UI) 200. In this embodiment, as well as others described below, a user may select one or more of the graphics by making contact or touching the graphics, for example, with one or more fingers 202 (not drawn to scale in the figure). In some embodiments, selection of one or more graphics occurs when the user breaks contact with the one or more graphics. In some embodiments, the contact may include a gesture, such as one or more taps, one or more swipes (from left to right, right to left, upward and/or downward) and/or a rolling of a finger (from right to left, left to right, upward and/or downward) that has made contact with the device 100. In some embodiments, inadvertent contact with a graphic may not select the graphic. For example, a swipe gesture that sweeps over an application

15

icon may not select the corresponding application when the gesture corresponding to selection is a tap.

The device **100** may also include one or more physical buttons, such as “home” or menu button **204**. As described previously, the menu button **204** may be used to navigate to any application **136** in a set of applications that may be executed on the device **100**. Alternatively, in some embodiments, the menu button is implemented as a soft key in a GUI in touch screen **112**.

In one embodiment, the device **100** includes a touch screen **112**, a menu button **204**, a push button **206** for powering the device on/off and locking the device, volume adjustment button(s) **208**, a Subscriber Identity Module (SIM) card slot **210**, a head set jack **212**, and a docking/charging external port **124**. The push button **206** may be used to turn the power on/off on the device by depressing the button and holding the button in the depressed state for a predefined time interval; to lock the device by depressing the button and releasing the button before the predefined time interval has elapsed; and/or to unlock the device or initiate an unlock process. In an alternative embodiment, the device **100** also may accept verbal input for activation or deactivation of some functions through the microphone **113**.

Attention is now directed towards embodiments of user interfaces (“UI”) and associated processes that may be implemented on a portable multifunction device **100**.

FIG. **3** illustrates an exemplary user interface for unlocking a portable electronic device in accordance with some embodiments. In some embodiments, user interface **300** includes the following elements, or a subset or superset thereof:

- Unlock image **302** that is moved with a finger gesture to unlock the device;
- Arrow **304** that provides a visual cue to the unlock gesture;
- Channel **306** that provides additional cues to the unlock gesture;
- Time **308**;
- Day **310**;
- Date **312**; and
- Wallpaper image **314**.

In some embodiments, the device detects contact with the touch-sensitive display (e.g., a user’s finger making contact on or near the unlock image **302**) while the device is in a user-interface lock state. The device moves the unlock image **302** in accordance with the contact. The device transitions to a user-interface unlock state if the detected contact corresponds to a predefined gesture, such as moving the unlock image across channel **306**. Conversely, the device maintains the user-interface lock state if the detected contact does not correspond to the predefined gesture. As noted above, processes that use gestures on the touch screen to unlock the device are described in U.S. patent application Ser. No. 11/322,549, “Unlocking A Device By Performing Gestures On An Unlock Image,” filed Dec. 23, 2005, and Ser. No. 11/322,550, “Indication Of Progress Towards Satisfaction Of A User Input Condition,” filed Dec. 23, 2005, which are hereby incorporated by reference.

FIGS. **4A** and **4B** illustrate exemplary user interfaces for a menu of applications on a portable multifunction device in accordance with some embodiments. In some embodiments, user interface **400A** includes the following elements, or a subset or superset thereof:

- Signal strength indicator(s) **402** for wireless communication(s), such as cellular and Wi-Fi signals;
- Time **404**;
- Battery status indicator **406**;

16

Tray **408** with icons for frequently used applications, such as one or more of the following:

- Phone **138**, which may include an indicator **414** of the number of missed calls or voicemail messages;
- E-mail client **140**, which may include an indicator **410** of the number of unread e-mails;
- Browser **147**; and
- Music player **146**; and

Icons for other applications, such as one or more of the following:

- IM **141**;
- Image management **144**;
- Camera **143**;
- Video player **145**;
- Weather **149-4**;
- Stocks **149-2**;
- Blog **142**;
- Calendar **118**;
- Calculator **149-3**;
- Alarm clock **149-4**;
- Dictionary **149-5**; and
- User-created widget **149-6**.

In some embodiments, user interface **400B** includes the following elements, or a subset or superset thereof:

- 402, 404, 406, 141, 148, 144, 143, 149-3, 149-2, 149-1, 149-4, 410, 414, 138, 140, and 147**, as described above;
- Map **154**;
- Notes **153**;
- Settings **412**, which provides access to settings for the device **100** and its various applications **136**, as described further below; and

Video and music player module **152**, also referred to as iPod (trademark of Apple Computer, Inc.) module **152**.

In some embodiments, UI **400A** or **400B** displays all of the available applications **136** on one screen so that there is no need to scroll through a list of applications (e.g., via a scroll bar). In some embodiments, as the number of applications increase, the icons corresponding to the applications may decrease in size so that all applications may be displayed on a single screen without scrolling. In some embodiments, having all applications on one screen and a menu button enables a user to access any desired application with at most two inputs, such as activating the menu button **204** and then activating the desired application (e.g., by a tap or other finger gesture on the icon corresponding to the application).

FIGS. **5A-5M** illustrate exemplary user interfaces for a browser in accordance with some embodiments.

In some embodiments, user interfaces **3900A-3900M** (in FIGS. **5A-5M**, respectively) include the following elements, or a subset or superset thereof:

- 402, 404, and 406**, as described above;
- Previous page icon **3902** that when activated (e.g., by a finger tap on the icon) initiates display of the previous web page;
- Web page name **3904**;
- Next page icon **3906** that when activated (e.g., by a finger tap on the icon) initiates display of the next web page;
- URL (Uniform Resource Locator) entry box **3908** for inputting URLs of web pages;
- Refresh icon **3910** that when activated (e.g., by a finger tap on the icon) initiates a refresh of the web page;
- Web page **3912** or other structured document, which is made of blocks **3914** of text content and other graphics (e.g., images and inline multimedia);

Settings icon **3916** that when activated (e.g., by a finger tap on the icon) initiates display of a settings menu for the browser;

Bookmarks icon **3918** that when activated (e.g., by a finger tap on the icon) initiates display of a bookmarks list or menu for the browser;

Add bookmark icon **3920** that when activated (e.g., by a finger tap on the icon) initiates display of a for adding bookmarks (e.g., UI **3900F**, FIG. **5F**, which like other UIs and pages, can be displayed in either portrait or landscape view);

New window icon **3922** that when activated (e.g., by a finger tap on the icon) initiates display of a UI for adding new windows to the browser (e.g., UI **3900G**, FIG. **5G**);

Vertical bar **3962** (FIG. **5H**) for the web page **3912** or other structured document that helps a user understand what portion of the web page **3912** or other structured document is being displayed;

Horizontal bar **3964** (FIG. **5H**) for the web page **3912** or other structured document that helps a user understand what portion of the web page **3912** or other structured document is being displayed;

Share icon **3966** that when activated (e.g., by a finger tap on the icon) initiates display of a UI for sharing information with other users (e.g., UI **3900K**, FIG. **5K**);

URL clear icon **3970** (FIG. **5I**) that when activated (e.g., by a finger tap on the icon) clears any input in URL entry box **3908**;

Search term entry box **3972** (FIG. **5I**) for inputting search terms for web searches;

URL suggestion list **3974** that displays URLs that match the input in URL entry box **3908** (FIG. **5I**), wherein activation of a suggested URL (e.g., by a finger tap on the suggested URL) initiates retrieval of the corresponding web page;

URL input keyboard **3976** (FIGS. **5I** and **5M**) with period key **3978**, backslash key **3980**, and “.com” key **3982** that make it easier to enter common characters in URLs;

Search term clear icon **3984** that when activated (e.g., by a finger tap on the icon) clears any input in search term entry box **3972**;

Email link icon **3986** (FIG. **5K**) that when activated (e.g., by a finger tap or other gesture on the icon) prepares an email that contains a link to be shared with one or more other users;

Email content icon **3988** (FIG. **5K**) that when activated (e.g., by a finger tap or other gesture on the icon) prepares an email that contains content to be shared with one or more other users;

IM link icon **3990** (FIG. **5K**) that when activated (e.g., by a finger tap or other gesture on the icon) prepares an IM that contains a link to be shared with one or more other users; and

Cancel icon **3992** (FIG. **5K**) that when activated (e.g., by a finger tap or other gesture on the icon) cancels the sharing UI (e.g., UI **3900K**, FIG. **5K**) and displays the previous UI.

In some embodiments, in response to a predefined gesture by the user on a block **3914** (e.g., a single tap gesture or a double tap gesture), the block is enlarged and centered (or substantially centered) in the web page display. For example, in response to a single tap gesture **3923** on block **3914-5**, block **3914-5** may be enlarged and centered in the display, as shown in UI **3900C**, FIG. **5C**. In some embodiments, the width of the block is scaled to fill the touch screen

display. In some embodiments, the width of the block is scaled to fill the touch screen display with a predefined amount of padding along the sides of the display. In some embodiments, a zooming animation of the block is displayed during enlargement of the block. Similarly, in response to a single tap gesture **3925** on block **3914-2**, block **3914-2** may be enlarged with a zooming animation and two-dimensionally scrolled to the center of the display (not shown).

In some embodiments, the device analyzes the render tree of the web page **3912** to determine the blocks **3914** in the web page. In some embodiments, a block **3914** corresponds to a render node that is: a replaced inline; a block; an inline block; or an inline table.

In some embodiments, in response to the same predefined gesture by the user on a block **3914** (e.g., a single tap gesture or a double tap gesture) that is already enlarged and centered, the enlargement and/or centering is substantially or completely reversed. For example, in response to a single tap gesture **3929** (FIG. **5C**) on block **3914-5**, the web page image may zoom out and return to UI **3900A**, FIG. **5A**.

In some embodiments, in response to a predefined gesture (e.g., a single tap gesture or a double tap gesture) by the user on a block **3914** that is already enlarged but not centered, the block is centered (or substantially centered) in the web page display. For example, in response to a single tap gesture **3927** (FIG. **5C**) on block **3914-4**, block **3914-4** may be centered (or substantially centered) in the web page display. Similarly, in response to a single tap gesture **3935** (FIG. **5C**) on block **3914-6**, block **3914-6** may be centered (or substantially centered) in the web page display. Thus, for a web page display that is already enlarged, in response to a predefined gesture, the device may display in an intuitive manner a series of blocks that the user wants to view. This same gesture may initiate different actions in different contexts (e.g., (1) zooming and/or enlarging in combination with scrolling when the web page is reduced in size, UI **3900A** and (2) reversing the enlargement and/or centering if the block is already centered and enlarged).

In some embodiments, in response to a multi-touch **3931** and **3933** de-pinching gesture by the user (FIG. **5C**), the web page may be enlarged. Conversely, in response to a multi-touch pinching gesture by the user, the web page may be reduced.

In some embodiments, in response to a substantially vertical upward (or downward) swipe gesture by the user, the web page (or, more generally, other electronic documents) may scroll one-dimensionally upward (or downward) in the vertical direction. For example, in response to an upward swipe gesture **3937** by the user that is within a predetermined angle (e.g., 27°) of being perfectly vertical, the web page may scroll one-dimensionally upward in the vertical direction.

Conversely, in some embodiments, in response to a swipe gesture that is not within a predetermined angle (e.g., 27°) of being perfectly vertical, the web page may scroll two-dimensionally (i.e., with simultaneous movement in both the vertical and horizontal directions). For example, in response to an upward swipe gesture **3939** (FIG. **5C**) by the user that is not within a predetermined angle (e.g., 27°) of being perfectly vertical, the web page may scroll two-dimensionally along the direction of the swipe **3939**.

In some embodiments, in response to a multi-touch **3941** and **3943** rotation gesture by the user (FIG. **5C**), the web page may be rotated exactly 90° (UI **3900D**, FIG. **5D**) for landscape viewing, even if the amount of rotation in the multi-touch **3941** and **3943** rotation gesture is substantially different from 90° . Similarly, in response to a multi-touch

3945 and 3947 rotation gesture by the user (UI 3900D, FIG. 5D), the web page may be rotated exactly 90° for portrait viewing, even if the amount of rotation in the multi-touch 3945 and 3947 rotation gesture is substantially different from 90°.

Thus, in response to imprecise gestures by the user, precise movements of graphics occur. The device behaves in the manner desired by the user despite inaccurate input by the user. Also, note that the gestures described for UI 3900C, which has a portrait view, are also applicable to UIs with a landscape view (e.g., UI 3900D, FIG. 5D) so that the user can choose whichever view the user prefers for web browsing.

FIGS. 6A-6C are flow diagrams illustrating a process 6000 for displaying structured electronic documents such as web pages on a portable electronic device with a touch screen display (e.g., device 100) in accordance with some embodiments. The portable electronic device displays at least a portion of a structured electronic document on the touch screen display. The structured electronic document comprises a plurality of boxes of content (e.g., blocks 3914, FIG. 5A) (6006).

In some embodiments, the plurality of boxes is defined by a style sheet language. In some embodiments, the style sheet language is a cascading style sheet language. In some embodiments, the structured electronic document is a web page (e.g., web page 3912, FIG. 5A). In some embodiments, the structured electronic document is an HTML or XML document.

In some embodiments, displaying at least a portion of the structured electronic document comprises scaling the document width to fit within the touch screen display width independent of the document length (6008).

In some embodiments, the touch screen display is rectangular with a short axis and a long axis (also called the minor axis and major axis); the display width corresponds to the short axis (or minor axis) when the structured electronic document is seen in portrait view (e.g., FIG. 5C); and the display width corresponds to the long axis (or major axis) when the structured electronic document is seen in landscape view (e.g., FIG. 5D).

In some embodiments, prior to displaying at least a portion of a structured electronic document, borders, margins, and/or paddings are determined for the plurality of boxes (6002) and adjusted for display on the touch screen display (6004). In some embodiments, all boxes in the plurality of boxes are adjusted. In some embodiments, just the first box is adjusted. In some embodiments, just the first box and boxes adjacent to the first box are adjusted.

A first gesture is detected at a location on the displayed portion of the structured electronic document (e.g., gesture 3923, FIG. 5A) (6010). In some embodiments, the first gesture is a finger gesture. In some embodiments, the first gesture is a stylus gesture.

In some embodiments, the first gesture is a tap gesture. In some embodiments, the first gesture is a double tap with a single finger, a double tap with two fingers, a single tap with a single finger, or a single tap with two fingers.

A first box (e.g., Block 5 3914-5, FIG. 5A) in the plurality of boxes is determined at the location of the first gesture (6012). In some embodiments, the structured electronic document has an associated render tree with a plurality of nodes and determining the first box at the location of the first gesture comprises: traversing down the render tree to determine a first node in the plurality of nodes that corresponds to the detected location of the first gesture (6014); traversing up the render tree from the first node to a closest parent node

that contains a logical grouping of content (6016); and identifying content corresponding to the closest parent node as the first box (6018). In some embodiments, the logical grouping of content comprises a paragraph, an image, a plugin object, or a table. In some embodiments, the closest parent node is a replaced inline, a block, an inline block, or an inline table.

The first box is enlarged and substantially centered on the touch screen display (e.g., Block 5 3914-5, FIG. 5C) (6020). In some embodiments, enlarging and substantially centering comprises simultaneously zooming and translating the first box on the touch screen display (6022). In some embodiments, enlarging comprises expanding the first box so that the width of the first box is substantially the same as the width of the touch screen display (6024).

In some embodiments, text in the enlarged first box is resized to meet or exceed a predetermined minimum text size on the touch screen display (6026). In some embodiments, the text resizing comprises: determining a scale factor by which the first box will be enlarged (6028); dividing the predetermined minimum text size on the touch screen display by the scaling factor to determine a minimum text size for text in the first box (6030); and if a text size for text in the first box is less than the determined minimum text size, increasing the text size for text in the first box to at least the determined minimum text size (6032). In some embodiments, the first box has a width; the display has a display width; and the scale factor is the display width divided by the width of the first box prior to enlarging. In some embodiments, the resizing occurs during the enlarging. In some embodiments, the resizing occurs after the enlarging.

For example, suppose the predetermined minimum text size is an 18-point font and the scale factor is determined to be two. In that case, the minimum text size for text in the first box is 18 divided by 2, or 9. If text in the first box is in a 10-point font, its text size is not increased, because 10 is greater than the 9-point minimum. Once the scale factor is applied, the text will be displayed in a 20-point font, which is greater than the predetermined minimum text size of 18. If, however, text in the first box is in an 8-point font, application of the scale factor would cause the text to be displayed in a 16-point font, which is less than the predetermined minimum text size of 18. Therefore, since 8 is less than 9, the text size is increased to at least a 9-point font and displayed in at least an 18-point font after application of the scale factor.

In some embodiments, text in the structured electronic document is resized to meet or exceed a predetermined minimum text size on the touch screen display (6026; FIG. 6B). In some embodiments, the text resizing comprises: determining a scale factor by which the first box will be enlarged (6028); dividing the predetermined minimum text size on the touch screen display by the scaling factor to determine a minimum text size for text in the structured electronic document (6030); and if a text size for text in the structured electronic document is less than the determined minimum text size, increasing the text size for text in the structured electronic document to at least the determined minimum text size (6032). In some embodiments, the text resizing comprises: identifying boxes containing text in the plurality of boxes; determining a scale factor by which the first box will be enlarged; dividing the predetermined minimum text size on the touch screen display by the scaling factor to determine a minimum text size for text in the structured electronic document; and for each identified box containing text, if a text size for text in the identified box is less than the determined minimum text size, increasing the

text size for text in the identified box to at least the determined minimum text size and adjusting the size of the identified box to accommodate the resized text.

In some embodiments, a second gesture (e.g., gesture **3929**, FIG. **5C**) is detected on the enlarged first box (**6034**). In response to detecting the second gesture, the displayed portion of the structured electronic document is reduced in size (**6036**). In some embodiments, the first box returns to its size prior to being enlarged (**6038**).

In some embodiments, the second gesture and the first gesture are the same type of gesture. In some embodiments, the second gesture is a finger gesture. In some embodiments, the second gesture is a stylus gesture.

In some embodiments, the second gesture is a tap gesture. In some embodiments, the second gesture is a double tap with a single finger, a double tap with two fingers, a single tap with a single finger, or a single tap with two fingers.

In some embodiments, while the first box is enlarged, a third gesture (e.g., gesture **3927** or gesture **3935**, FIG. **5C**) is detected on a second box other than the first box (**6040**). In response to detecting the third gesture, the second box is substantially centered on the touch screen display (**6042**). In some embodiments, the third gesture and the first gesture are the same type of gesture. In some embodiments, the third gesture is a finger gesture. In some embodiments, the third gesture is a stylus gesture.

In some embodiments, the third gesture is a tap gesture. In some embodiments, the third gesture is a double tap with a single finger, a double tap with two fingers, a single tap with a single finger, or a single tap with two fingers.

In some embodiments, a swipe gesture (e.g., gesture **3937** or gesture **3939**, FIG. **5C**) is detected on the touch screen display (**6044**; FIG. **6C**). In response to detecting the swipe gesture, the displayed portion of the structured electronic document is translated on the touch screen display (**6046**). In some embodiments, the translating comprises vertical, horizontal, or diagonal movement of the structured electronic document on the touch screen display (**6048**). In some embodiments, the swipe gesture is a finger gesture. In some embodiments, the swipe gesture is a stylus gesture.

In some embodiments, a fifth gesture (e.g., multi-touch gesture **3941/3943**, FIG. **5C**) is detected on the touch screen display (**6050**). In response to detecting the fifth gesture, the displayed portion of the structured electronic document is rotated on the touch screen display by 90° (**6052**). In some embodiments, the fifth gesture is a finger gesture. In some embodiments, the fifth gesture is a multifinger gesture. In some embodiments, the fifth gesture is a twisting gesture.

In some embodiments, a change in orientation of the device is detected (**6054**). For example, the one or more accelerometers **168** (FIGS. **1A-1B**) detect a change in orientation of the device. In response to detecting the change in orientation of the device, the displayed portion of the structured electronic document is rotated on the touch screen display by 90° (**6056**).

In some embodiments, a multi-finger de-pinch gesture (e.g., multi-touch gesture **3931/3933**, FIG. **5C**) is detected on the touch screen display (**6058**). In response to detecting the multi-finger de-pinch gesture, a portion of the displayed portion of the structured electronic document is enlarged on the touch screen display in accordance with a position of the multi-finger de-pinch gesture and an amount of finger movement in the multi-finger de-pinch gesture (**6060**).

While the content display process **6000** described above includes a number of operations that appear to occur in a specific order, it should be apparent that the process **6000** can include more or fewer operations, which can be

executed serially or in parallel (e.g., using parallel processors or a multi-threading environment), an order of two or more operations may be changed and/or two or more operations may be combined into a single operation.

A graphical user interface (e.g., UI **3900A**, FIG. **5A**) on a portable electronic device with a touch screen display comprises at least a portion of a structured electronic document (e.g., web page **3912**, FIG. **5A**). The structured electronic document comprises a plurality of boxes of content (e.g., blocks **3914**, FIG. **5A**). In response to detecting a first gesture (e.g., gesture **3923**, FIG. **5A**) at a location on the portion of the structured electronic document, a first box (e.g., Block **5 3914-5**, FIG. **5A**) in the plurality of boxes at the location of the first gesture is determined and the first box is enlarged and substantially centered on the touch screen display (e.g., Block **5 3914-5**, FIG. **5C**).

In some embodiments, in response to a tap or other predefined user gesture on URL entry box **3908**, the touch screen displays an enlarged entry box **3926** and a keyboard **616** (e.g., UI **3900B**, FIG. **5B** in portrait viewing and UI **3900E**, FIG. **5E** in landscape viewing). In some embodiments, the touch screen also displays:

Contextual clear icon **3928** that when activated (e.g., by a finger tap the icon) initiates deletion of all text in entry box **3926**;

a search icon **3930** that when activated (e.g., by a finger tap on the icon) initiates an Internet search using the search terms input in box **3926**; and

Go to URL icon **3932** that when activated (e.g., by a finger tap on the icon) initiates acquisition of the web page with the URL input in box **3926**;

Thus, the same entry box **3926** may be used for inputting both search terms and URLs. In some embodiments, whether or not clear icon **3928** is displayed depends on the context.

UI **3900G** (FIG. **5G**) is a UI for adding new windows to an application, such as the browser **147**. UI **3900G** displays an application (e.g., the browser **147**), which includes a displayed window (e.g., web page **3912-2**) and at least one hidden window (e.g., web pages **3912-1** and **3934-3** and possibly other web pages that are completely hidden off-screen). UI **3900G** also displays an icon for adding windows to the application (e.g., new window or new page icon **3936**). In response to detecting activation of the icon **3936** for adding windows, the browser adds a window to the application (e.g., a new window for a new web page **3912**).

In response to detecting a gesture on the touch screen display, a displayed window in the application is moved off the display and a hidden window is moved onto the display. For example, in response to detecting a tap gesture **3949** on the left side of the screen, the window with web page **3912-2** is moved partially or fully off-screen to the right, the window with web page **3912-3** is moved completely off-screen, partially hidden window with web page **3912-1** is moved to the center of the display, and another completely hidden window with a web page (e.g., **3912-0**) may be moved partially onto the display. Alternatively, detection of a left-to-right swipe gesture **3951** may achieve the same effect.

Conversely, in response to detecting a tap gesture **3953** on the right side of the screen, the window with web page **3912-2** is moved partially or fully off-screen to the left, the window with web page **3912-1** is moved completely off-screen, partially hidden window with web page **3912-3** is moved to the center of the display, and another completely hidden window with a web page (e.g., **3912-4**) may be

moved partially onto the display. Alternatively, detection of a right-to-left swipe gesture **3951** may achieve the same effect.

In some embodiments, in response to a tap or other predefined gesture on a delete icon **3934**, the corresponding window **3912** is deleted. In some embodiments, in response to a tap or other predefined gesture on Done icon **3938**, the window in the center of the display (e.g., **3912-2**) is enlarged to fill the screen.

Additional description of adding windows to an application can be found in U.S. patent application Ser. No. 11/620,647, "Method, System, And Graphical User Interface For Viewing Multiple Application Windows," filed Jan. 5, 2007, the content of which is hereby incorporated by reference.

FIGS. 7A-7F illustrate exemplary user interfaces for playing an item of inline multimedia content in accordance with some embodiments.

In some embodiments, user interfaces **4000A-4000F** (in FIGS. 7A-7F, respectively) include the following elements, or a subset or superset thereof:

402, 404, 406, 3902, 3906, 3910, 3912, 3918, 3920, 3922, as described above;

inline multimedia content **4002**, such as QuickTime content (**4002-1**), Windows Media content (**4002-2**), or Flash content (**4002-3**);

other types of content **4004** in the structured document, such as text;

Exit icon **4006** that when activated (e.g., by a finger tap on the icon) initiates exiting the inline multimedia content player UI (e.g., UI **4000B** or **4000F**) and returning to another UI (e.g., UI **4000A**, FIG. 7A);

Lapsed time **4008** that shows how much of the inline multimedia content **4002** has been played, in units of time;

Progress bar **4010** that indicates what fraction of the inline multimedia content **4002** has been played and that may be used to help scroll through the inline multimedia content in response to a user gesture;

Remaining time **4012** that shows how much of the inline multimedia content **4002** remains to be played, in units of time;

Downloading icon **4014** that indicates when inline multimedia content **4002** is being downloaded or streamed to the device;

Fast Reverse/Skip Backwards icon **4016** that when activated (e.g., by a finger tap on the icon) initiates reversing or skipping backwards through the inline multimedia content **4002**;

Play icon **4018** that when activated (e.g., by a finger tap **4026** (FIG. 7C) on the icon) initiates playing the inline multimedia content **4002**, either from the beginning or from where the inline multimedia content was paused;

Fast Forward/Skip Forward icon **4020** that initiates forwarding or skipping forwards through the inline multimedia content **4002**;

Volume adjustment slider icon **4022** that that when activated (e.g., by a finger tap on the icon) initiates adjustment of the volume of the inline multimedia content **4002**; and

Pause icon **4024** that when activated (e.g., by a finger tap on the icon) initiates pausing the inline multimedia content **4002**.

FIG. 8 is a flow diagram illustrating a process **8000** for displaying inline multimedia content on a portable electronic device with a touch screen display (e.g., device **100**) in accordance with some embodiments. The portable electronic

device displays at least a portion of a structured electronic document on the touch screen display (**8002**). The structured electronic document comprises content (e.g., content **4002** and **4004**, FIG. 7A). In some embodiments, the structured electronic document is a web page (e.g., web page **3912**). In some embodiments, the structured electronic document is an HTML or XML document.

A first gesture (e.g., gesture **4028**, FIG. 7A) is detected on an item of inline multimedia content (e.g., content **4002-1**, FIG. 7A) in the displayed portion of the structured electronic document (**8004**). In some embodiments, the inline multimedia content comprises video and/or audio content. In some embodiments, the content can be played with a QuickTime, Windows Media, or Flash plugin.

In response to detecting the first gesture, the item of inline multimedia content is enlarged on the touch screen display and other content (e.g., content **4004** and other content **4002** besides **4002-1**, FIG. 7A) in the structured electronic document besides the enlarged item of inline multimedia content ceases to be displayed (e.g., UI **4000B**, FIG. 7B or UI **4000F**, FIG. 7F) (**8006**).

In some embodiments, enlarging the item of inline multimedia content comprises animated zooming in on the item. In some embodiments, enlarging the item of inline multimedia content comprises simultaneously zooming and translating the item of inline multimedia content on the touch screen display. In some embodiments, enlarging the item of inline multimedia content comprises rotating the item of inline multimedia content by 90° (e.g., from UI **4000A**, FIG. 7A to UI **4000B**, FIG. 7B).

In some embodiments, the item of inline multimedia content has a full size; the touch screen display has a size; and enlarging the item of inline multimedia content comprises enlarging the item of inline multimedia content to the smaller of the full size of the item and the size of the touch screen display.

In some embodiments, enlarging the item of inline multimedia content comprises expanding the item of inline multimedia content so that the width of the item of inline multimedia content is substantially the same as the width of the touch screen display (e.g., UI **4000B**, FIG. 7B or UI **4000F**, FIG. 7F).

In some embodiments, ceasing to display other content in the structured electronic document besides the item of inline multimedia content comprises fading out the other content in the structured electronic document besides the item of inline multimedia content.

While the enlarged item of inline multimedia content is displayed, a second gesture is detected on the touch screen display (e.g., gesture **4030**, FIG. 7B) (**8008**).

In response to detecting the second gesture, one or more playback controls for playing the enlarged item of inline multimedia content are displayed (**8010**). In some embodiments, the one or more playback controls comprise a play icon (e.g., icon **4018**, FIG. 7C), a pause icon (e.g., icon **4024**, FIG. 7E), a sound volume icon (e.g., icon **4022**), and/or a playback progress bar icon (e.g., icon **4010**).

In some embodiments, displaying one or more playback controls comprises displaying one or more playback controls on top of the enlarged item of inline multimedia content (e.g., playback controls **4016, 4018, 4020, and 4022** are on top of enlarged inline multimedia content **4002-1** in FIG. 7C). In some embodiments, the one or more playback controls are superimposed on top of the enlarged item of inline multimedia content. In some embodiments, the one or more playback controls are semitransparent.

In some embodiments, an instruction in the structured electronic document to automatically start playing the item of inline multimedia content is overridden, which gives the device time to download more of the selected inline multimedia content prior to starting playback.

A third gesture is detected on one of the playback controls (e.g., gesture **4026** on play icon **4018**, FIG. 7C) (**8012**).

In response to detecting the third gesture, the enlarged item of inline multimedia content is played (**8014**). In some embodiments, playing the enlarged item of inline multimedia content comprises playing the enlarged item of inline multimedia content with a plugin for a content type associated with the item of inline multimedia content.

In some embodiments, while the enlarged item of inline multimedia content is played, the one or more playback controls cease to be displayed (e.g., FIG. 7D, which no longer displays playback controls **4016**, **4018**, **4020**, and **4022**, but still shows **4006**, **4008**, **4010**, and **4012**). In some embodiments, all of the playback controls cease to be displayed. In some embodiments, ceasing to display the one or more playback controls comprises fading out the one or more playback controls. In some embodiments, the display of the one or more playback controls is ceased after a predetermined time. In some embodiments, the display of the one or more playback controls is ceased after no contact is detected with the touch screen display for a predetermined time.

In some embodiments, a fourth gesture is detected on the touch screen display (**8016**). In response to detecting the fourth gesture, at least the portion of the structured electronic document is displayed again (e.g., FIG. 7A) (**8018**). In some embodiments, the fourth gesture comprises a tap gesture on a playback completion icon, such as a done icon (e.g., gesture **4032** on done icon **4006**, FIG. 7D). In some embodiments, the item of inline multimedia content returns to its size prior to being enlarged.

In some embodiments, the first, second, and third gestures are finger gestures. In some embodiments, the first, second, and third gestures are stylus gestures.

In some embodiments, the first, second, and third gestures are tap gestures. In some embodiments, the tap gesture is a double tap with a single finger, a double tap with two fingers, a single tap with a single finger, or a single tap with two fingers.

While the multimedia display process **8000** described above includes a number of operations that appear to occur in a specific order, it should be apparent that the process **8000** can include more or fewer operations, which can be executed serially or in parallel (e.g., using parallel processors or a multi-threading environment), an order of two or more operations may be changed and/or two or more operations may be combined into a single operation.

A graphical user interface on a portable electronic device with a touch screen display comprises: at least a portion of a structured electronic document, wherein the structured electronic document comprises content; an item of inline multimedia content in the portion of the structured electronic document; and one or more playback controls. In response to detecting a first gesture on the item of inline multimedia content, the item of inline multimedia content on the touch screen display is enlarged, and display of other content in the structured electronic document besides the enlarged item of inline multimedia content is ceased. In response to detecting a second gesture on the touch screen display while the enlarged item of inline multimedia content is displayed, the one or more playback controls for playing the enlarged item of inline multimedia content are displayed. In response to

detecting a third gesture on one of the playback controls, the enlarged item of inline multimedia content is played.

The foregoing description, for purpose of explanation, has been described with reference to specific embodiments. However, the illustrative discussions above are not intended to be exhaustive or to limit the invention to the precise forms disclosed. Many modifications and variations are possible in view of the above teachings. The embodiments were chosen and described in order to best explain the principles of the invention and its practical applications, to thereby enable others skilled in the art to best utilize the invention and various embodiments with various modifications as are suited to the particular use contemplated.

What is claimed is:

1. An electronic device, comprising:

a touch screen display;
one or more processors;
memory; and

one or more programs, wherein the one or more programs are stored in the memory and configured to be executed by the one or more processors, the one or more programs including instructions for:

displaying a user interface on the touch screen display, wherein the user interface includes:

at least two windows of an application, including a first window, wherein a first icon is displayed in association with the first window; and

a second icon at a location different from the at least two windows of the application;

while displaying the at least two windows, detecting a gesture on the touch screen display; and

in response to detecting the gesture on the touch screen display and prior to receiving an additional gesture:

in accordance with detecting the gesture on the first icon associated with the first window on the touch screen display, removing from the touch screen display the first window of the at least two displayed windows corresponding to the gesture; and

in accordance with detecting the gesture on the second icon at the location different from the at least two windows of the application, displaying a new window of the application on the touch screen display.

2. The electronic device of claim 1, the one or more programs further including instructions for:

while displaying the at least two windows, detecting a second gesture on the touch screen display; and

in response to detecting the second gesture on the touch screen display, moving a second window of the at least two windows fully off of the touch screen display.

3. The electronic device of claim 2, wherein the gesture is a tap and the second gesture is a swipe.

4. The electronic device of claim 1, wherein one or more of the at least two displayed windows is partially hidden; and the one or more programs further including instructions for:

while displaying the at least two windows, detecting a third gesture on the touch screen display; and

in response to detecting the third gesture on the touch screen display, moving a first partially hidden window of the one or more partially hidden windows to a center of the touch screen display.

5. The electronic device of claim 4, wherein the gesture is a tap and the third gesture is a swipe.

6. The electronic device of claim 1, the one or more programs further including instructions for:

27

- while displaying the at least two windows, detecting a fourth gesture on the touch screen display; and in response to detecting the fourth gesture on the touch screen display, moving a hidden window at least partially onto the touch screen display. 5
7. The electronic device of claim 6, wherein the gesture is a tap and the fourth gesture is a swipe.
8. The electronic device of claim 1, wherein the user interface further includes a third icon at a location different from the at least two windows and the second icon; and 10 the one or more programs further including instructions for:
- while displaying the at least two windows, detecting a fifth gesture on the touch screen display on the third icon; and 15
- in response to detecting the fifth gesture on the third icon, enlarging the first window to fill the touch screen display.
9. The electronic device of claim 1, the one or more programs further including instructions for: 20
- before displaying the user interface, displaying a second user interface including the first window filling the touch screen display and a fourth icon; and
- while displaying the second user interface, detecting a sixth gesture on the touch screen display on the fourth icon; 25
- wherein displaying the user interface on the touch screen display occurs in response to detecting the sixth gesture on the fourth icon.
10. The electronic device of claim 1, wherein the application is a web browser and the at least two windows of the application represent web pages.
11. A method comprising: 30
- at a portable electronic device with a touch screen display: displaying a user interface on the touch screen display, wherein the user interface includes: 35
- at least two windows of an application, including a first window, wherein a first icon is displayed in association with the first window; and 40
- a second icon at a location different from the at least two windows of the application;
- while displaying the at least two windows, detecting a gesture on the touch screen display; and 45
- in response to detecting the gesture on the touch screen display and prior to receiving an additional gesture: in accordance with detecting the gesture on the first icon associated with the first window on the touch screen display, removing from the touch screen display the first window of the at least two displayed windows corresponding to the gesture; and 50
- in accordance with detecting the gesture on the second icon at the location different from the at least two windows of the application, displaying a new window of the application on the touch screen display. 55
12. The method of claim 11, the method further comprising: 60
- while displaying the at least two windows, detecting a second gesture on the touch screen display; and
- in response to detecting the second gesture on the touch screen display, moving a second window of the at least two windows fully off of the touch screen display.
13. The method of claim 12, wherein the gesture is a tap and the second gesture is a swipe.
14. The method of claim 11, wherein one or more of the at least two displayed windows is partially hidden; and 65

28

- the method further comprising: 70
- while displaying the at least two windows, detecting a third gesture on the touch screen display; and
- in response to detecting the third gesture on the touch screen display, moving a first partially hidden window of the one or more partially hidden windows to a center of the touch screen display.
15. The method of claim 14, wherein the gesture is a tap and the third gesture is a swipe.
16. The method of claim 11, the method further comprising: 75
- while displaying the at least two windows, detecting a fourth gesture on the touch screen display; and
- in response to detecting the fourth gesture on the touch screen display, moving a hidden window at least partially onto the touch screen display.
17. The method of claim 16, wherein the gesture is a tap and the fourth gesture is a swipe.
18. The method of claim 11, wherein the user interface further includes a third icon at a location different from the at least two windows and the second icon; and 80
- the method further comprising:
- while displaying the at least two windows, detecting a fifth gesture on the touch screen display on the third icon; and 85
- in response to detecting the fifth gesture on the third icon, enlarging the first window to fill the touch screen display.
19. The method of claim 11, the method further comprising: 90
- before displaying the user interface, displaying a second user interface including the first window filling the touch screen display and a fourth icon; and
- while displaying the second user interface, detecting a sixth gesture on the touch screen display on the fourth icon; 95
- wherein displaying the user interface on the touch screen display occurs in response to detecting the sixth gesture on the fourth icon.
20. The method of claim 11, wherein the application is a web browser and the at least two windows of the application represent web pages.
21. A non-transitory computer readable storage medium storing one or more programs, the one or more programs comprising instructions, which when executed by a portable electronic device with a touch screen display, cause the device to: 100
- display a user interface on the touch screen display, wherein the user interface includes: 105
- at least two windows of an application, including a first window, wherein a first icon is displayed in association with the first window; and
- a second icon at a location different from the at least two windows of the application; 110
- while displaying the at least two windows, detect a gesture on the touch screen display; and
- in response to detecting the gesture on the touch screen display and prior to receiving an additional gesture: 115
- in accordance with detecting the gesture on the first icon associated with the first window on the touch screen display, remove from the touch screen display the first window of the at least two displayed windows corresponding to the gesture; and
- in accordance with detecting the gesture on the second icon at the location different from the at least two windows of the application, display a new window of the application on the touch screen display. 120

29

22. The non-transitory computer readable storage medium of claim 21, the one or more programs further including instructions for:

while displaying the at least two windows, detecting a second gesture on the touch screen display; and
in response to detecting the second gesture on the touch screen display, moving a second window of the at least two windows fully off of the touch screen display.

23. The non-transitory computer readable storage medium of claim 22, wherein the gesture is a tap and the second gesture is a swipe.

24. The non-transitory computer readable storage medium of claim 21, wherein one or more of the at least two displayed windows is partially hidden; and

the one or more programs further including instructions for:

while displaying the at least two windows, detecting a third gesture on the touch screen display; and
in response to detecting the third gesture on the touch screen display, moving a first partially hidden window of the one or more partially hidden windows to a center of the touch screen display.

25. The non-transitory computer readable storage medium of claim 24, wherein the gesture is a tap and the third gesture is a swipe.

26. The non-transitory computer readable storage medium of claim 21, the one or more programs further including instructions for:

while displaying the at least two windows, detecting a fourth gesture on the touch screen display; and
in response to detecting the fourth gesture on the touch screen display, moving a hidden window at least partially onto the touch screen display.

30

27. The non-transitory computer readable storage medium of claim 26, wherein the gesture is a tap and the fourth gesture is a swipe.

28. The non-transitory computer readable storage medium of claim 21, wherein the user interface further includes a third icon at a location different from the at least two windows and the second icon; and

the one or more programs further including instructions for:

while displaying the at least two windows, detecting a fifth gesture on the touch screen display on the third icon; and

in response to detecting the fifth gesture on the third icon, enlarging the first window to fill the touch screen display.

29. The non-transitory computer readable storage medium of claim 21, the one or more programs further including instructions for:

before displaying the user interface, displaying a second user interface including the first window filling the touch screen display and a fourth icon; and

while displaying the second user interface, detecting a sixth gesture on the touch screen display on the fourth icon;

wherein displaying the user interface on the touch screen display occurs in response to detecting the sixth gesture on the fourth icon.

30. The non-transitory computer readable storage medium of claim 21, wherein the application is a web browser and the at least two windows of the application represent web pages.

* * * * *