

US010072269B2

(12) **United States Patent**
Loyall et al.

(10) **Patent No.:** **US 10,072,269 B2**
(45) **Date of Patent:** **Sep. 11, 2018**

- (54) **SYNTHETIC PROMOTER AND METHODS OF USE THEREOF**
- (71) Applicant: **BASF PLANT SCIENCE COMPANY GMBH**, Ludwigshafen (DE)
- (72) Inventors: **Linda Patricia Loyall**, Limburgerhof (DE); **Josef Martin Kuhn**, Ludwigshafen (DE); **Malte Siebert**, Heidelberg (DE)
- (73) Assignee: **BASF PLANT SCIENCE COMPANY GMBH**, Ludwigshafen (DE)
- (*) Notice: Subject to any disclaimer, the term of this patent is extended or adjusted under 35 U.S.C. 154(b) by 0 days.

(21) Appl. No.: **15/805,676**

(22) Filed: **Nov. 7, 2017**

(65) **Prior Publication Data**
US 2018/0119161 A1 May 3, 2018

Related U.S. Application Data

(63) Continuation of application No. 13/991,566, filed as application No. PCT/IB2011/055412 on Dec. 1, 2011, now Pat. No. 9,834,778.

(60) Provisional application No. 61/419,895, filed on Dec. 6, 2010.

(30) **Foreign Application Priority Data**
Dec. 6, 2010 (EP) 10193800

- (51) **Int. Cl.**
C12N 15/82 (2006.01)
C12N 15/113 (2010.01)
C12N 15/63 (2006.01)
- (52) **U.S. Cl.**
CPC *C12N 15/8234* (2013.01); *C12N 15/113* (2013.01); *C12N 15/63* (2013.01); *C12N 15/82* (2013.01); *C12N 15/8201* (2013.01); *C12N 15/8216* (2013.01); *C12N 15/8241* (2013.01)
- (58) **Field of Classification Search**
None
See application file for complete search history.

- (56) **References Cited**
- U.S. PATENT DOCUMENTS
- 6,927,321 B2 8/2005 Wang et al.
9,428,757 B2* 8/2016 Senger C12N 15/8216
9,834,778 B2 12/2017 Loyall et al.
2010/0199365 A1 8/2010 Senger et al.

- FOREIGN PATENT DOCUMENTS
- CA 2721879 A1 10/2009
CN 1489631 A 4/2004
WO WO-02/50295 12/2001

- WO WO-2006/131490 A1 12/2006
WO WO-2009/016202 A2 2/2009
WO WO-2009/117417 A2 9/2009
WO WO-2009/133145 A1 11/2009
WO WO-2010/127969 A1 11/2010

OTHER PUBLICATIONS

- Rombauts et al. PlantCARE, a plant cis-activating regulatory element database. *Nucleic Acids Research*. 1999. 27(1): 295-296.*
- Baek et al., "Human Mediator Enhances Basal Transcription by Facilitating Recruitment of Transcription Factor IIB During Preinitiation Complex Assembly," *Journal of Biological Chemistry*, vol. 281, (2006), pp. 1517215181.
- Buckwold et al. Effects of a naturally occurring mutation in the Hepatitis B Virus Basal Core Promoter on Precore gene expression and viral replication. *Journal of Virology*. 1996. 70(9): 5845-5851.
- Cartharius et al., "MatInspector and Beyond: Promoter Analysis Based on Transcription Factor Biding Sites," *Bioinformatics*, vol. 21, No. 13, (2005), pp. 2933-2942.
- Cartharius, "MatInspector: Analysing Promoters for Transcription Factor Binding Sites," *Analytical Tools for DNA, Genes and Genomes*, (2005), pp. 161-184.
- Dare et al., "Identification of a Cis-Regulatory Element by Transient Analysis of Co-ordinately Regulated Genes," *Plant Methods*, vol. 4, No. 17, (2008).
- DePater et al., "The Promoter of the Rice Gene GOS2 is Active in Various Different Monocot Tissues and Binds Rice Nuclear Factor ASF-1," *Plant Journal*, vol. 2, No. 6, (1992), pp. 837-844.
- Donald et al. Mutation of either G box or I box sequences profoundly affects expression from the Arabidopsis rbcS-1A promoter. *The EMBO Journal*. 1990. 9(6): 1717-1726.
- Extended European Search Report, issued in co-assigned application No. 11846949.3, dated Apr. 23, 2014.
- Goossens et al. The arcelin-5 Gene of Phaseolus vulgaris Directs High Seed-Specific Expression in Transgenic Phaseolus acutifolius and Arabidopsis Plants. *Molecular Genetics and Genomics*. 1999. 120(4): 1095-1103.
- Hamilton et al., "A Monocot Pollen-Specific Promoter Contains Separable Pollen-Specific and Quantitative Elements," *Plant Molecular Biology*, vol. 38, No. 4, (1998), pp. 663-669.
- Hehl and Bulow, "Internet Resources for Gene Expression Analysis in Arabidopsis thaliana," *Current Genomics*, vol. 9, No. 6, (2008), pp. 375-380.
- Hehl and Wingender, "Database-Assisted Promoter Analysis," *Trends in Plant Science*, vol. 6, No. 6, (2001), pp. 251-255.
- International Preliminary Report on Patentability, issued in PCT/I132011/055412, dated Jun. 20, 2013.
- International Search Report, issued in PCT/162011/055412, dated Apr. 12, 2012.
- Ito et al. A novel cis-acting element in promoters of plant b-type cyclin genes activates M phase-specific transcription. *The Plant Cell*. 1998. 10: 331-341.

(Continued)

Primary Examiner — Ashley Kate Buran
(74) *Attorney, Agent, or Firm* — Marshall, Gerstein & Borun LLP

(57) **ABSTRACT**

The present invention relates to methods for the design and production of synthetic promoters with a defined specificity and promoters produced with these methods.

9 Claims, 3 Drawing Sheets
Specification includes a Sequence Listing.

(56)

References Cited

OTHER PUBLICATIONS

Jensen et al., "The Sequence of Spacers Between the Consensus Sequences Modulates the Strength of Prokaryotic Promoters," *Applied and Environmental Microbiology*, vol. 64, No. 1, (1998), pp. 82-87.

Kaplan et al., "Rapid Transcriptome Changes Induced by Cytosolic Cal* Transients Reveal Abre-Related Sequences as CA2+-Responsive cis Elements in *Arabidopsis*," *Plant Cell*, vol. 18, No. 10, (2006), pp. 2733-2748.

Kim et al. A 20 nucleotide upstream element is essential for the nopaline synthase (nos) promoter activity. *Plant Molecular Biology*. 1994. 24: 105-117.

Konishi and Yanagisawa, "Identification of a Nitrate-Responsive cis-Element in the *Arabidopsis* NIR1 Promoter Defines the Presence of Multiple cis-Regulatory Elements for Nitrogen Response," *The Plant Journal*, vol. 62, (2010), pp. 269-282.

Kramvis et al., The core promoter of hepatitis B virus. *Journal of Viral Hepatitis*. 1999. 6: 415-427.

Kutach et al. The downstream promoter element DPE appears to be as widely used as the TATA box in *Drosophila* core promoters. *Molecular and Cellular Biology*. 2000. 4754-4764.

Matys et al., "TRANSFACGD: Transcriptional Regulation, from Patterns to Profiles," *Nucleic Acids Research*, vol. 31, No. 1, (2003), pp. 374-378.

Montgomery et al., "Positive and Negative Regulatory Regions Control the Spatial-Distribution of Polygalacturonase Transcription in Tomato Fruit Pericarp," *Plant Cell*, vol. 5, No. 9, (1993), pp. 1049-1062.

Quandt et al., "MatInd and MatInspector New Fast and Versatile Tools for Detection of Consensus Matches in Nucleotide Sequence Data," *Nucleic Acids Research*, vol. 23, (1995), pp. 4878-4884.

Que and Jorgensen, "Homology-Based Control of Gene Expression Patterns in Transgenic *Petunia* Flowers," *Developmental Genetics*, vol. 22, No. 1, (1998), pp. 100-109.

Roeder, "The Role of General Initiation Factors in Transcription by RNA Polymerase II," *Trends in Biochemical Science*, vol. 21, No. 9, (1996), pp. 327-335.

Rombauts et al. PlantCARE, a plant cis-acting regulatory element database. *Nucleic Acids Research*. 1999. 27(1): 295-296.

Ross et al. Activation of the *Oryza sativa* non-symbiotic haemoglobin-2 promoter by the cytokinin-regulated transcription factor, ARR1. *Journal of Experimental Biology*. 2004. 55(403): 1721-1731.

Rossi et al., "Biological Expression of an *Escherichia coli* Consensus Sequence Promoter and Some Mutant Derivatives," *Proc. Natl. Acad. Sci. USA*, vol. 80, (1983), pp. 3203-3207.

Roychoudhury et al., "Trans-acting Factor Designated OSBZB Interacts with Both Typical Abscisic Acid Responsive Elements as well as Abscisic Acid Responsive Element-Like Sequences in the Vegetative Tissues of Indica Rice Cultivars," *Plant Cell Rep.*, vol. 27, (2008), pp. 779-794.

Wu et al., "Quantitative Nature of the Prolamin-box, ACGT and AACA Motifs in a Rice Glutelin Gene Promoter: Minimal cis-Element Requirements for Endosperm-Specific Gene Expression," *The Plant Journal*, vol. 23, No. 3, (2000), pp. 415-421.

* cited by examiner

p-BnArc5 perm in canola

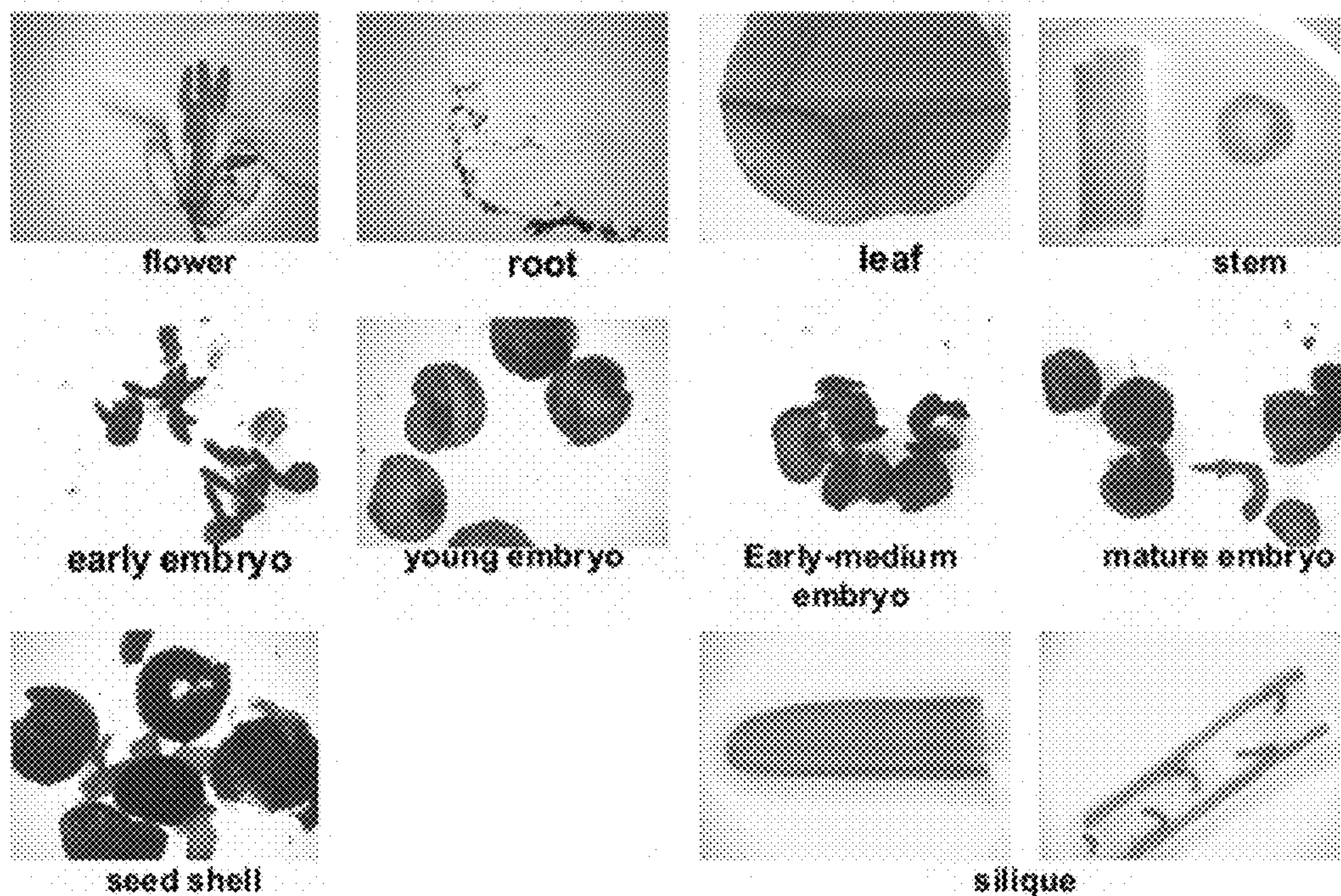


FIGURE 1

p-VfSBP perm in canola

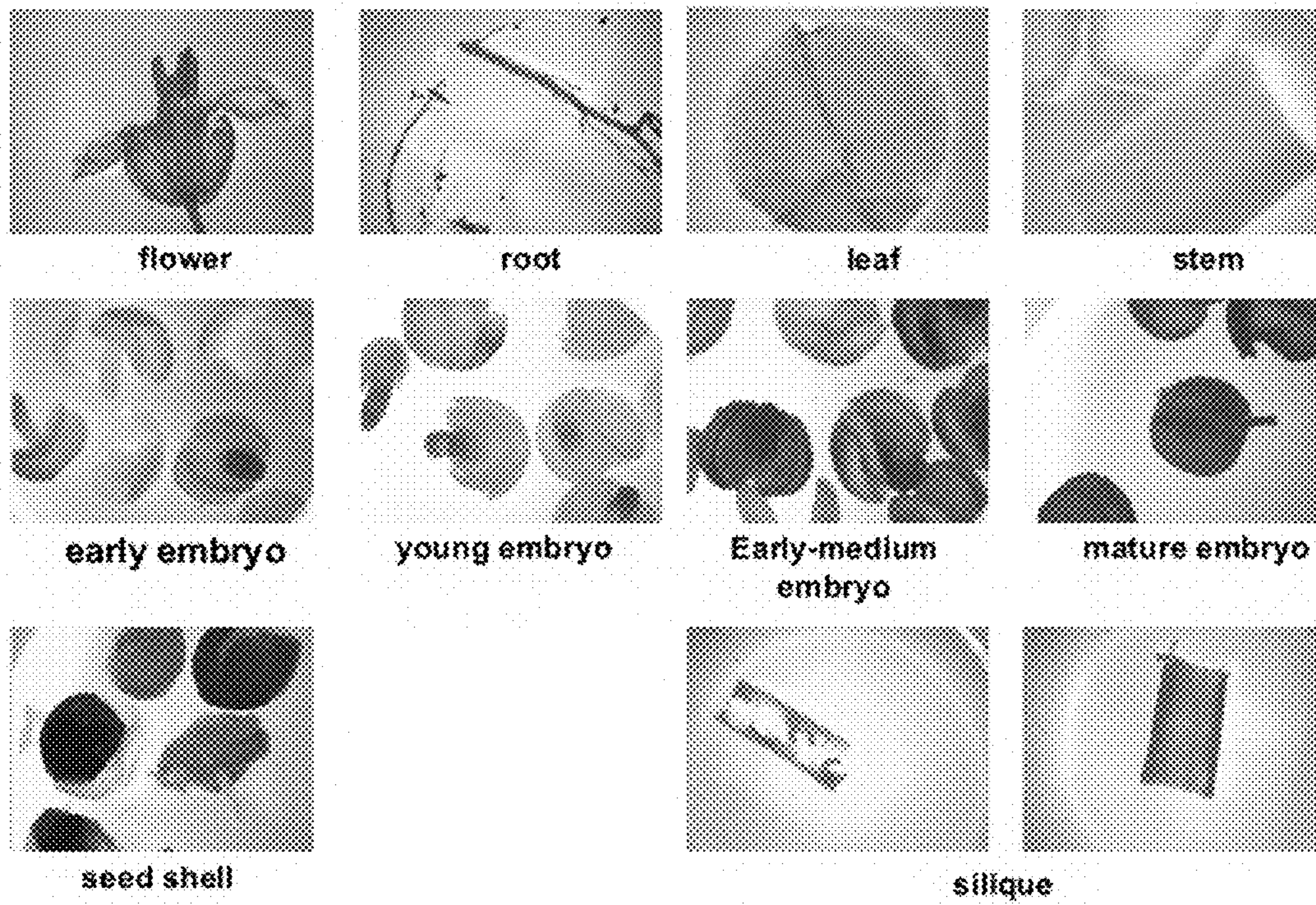


FIGURE 2

pBnNapin perm in Arabidopsis

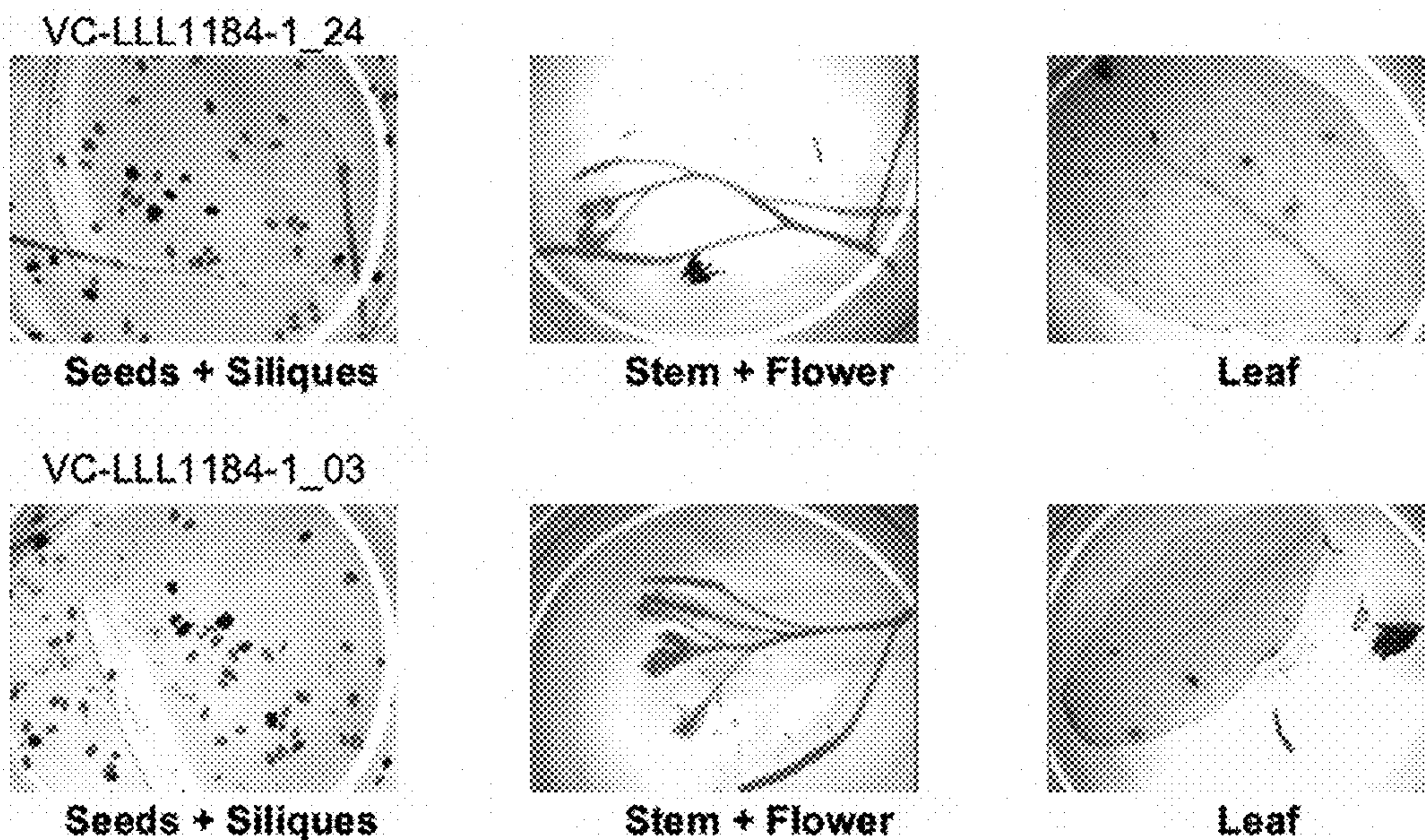


FIGURE 3

SYNTHETIC PROMOTER AND METHODS OF USE THEREOF

This Application is a continuation of U.S. application Ser. No. 13/991,566, which is a U.S. National Stage Application of PCT/IB2011/055412, filed Dec. 1, 2011, which claims the benefit of U.S. Provisional Application No. 61/419,895, filed Dec. 6, 2010, and which also claims priority under 35 U.S.C. § 119 to European Patent Application No. 10193800.9, filed Dec. 6, 2010; the entire contents of these applications are hereby incorporated by reference herein in their entirety.

INCORPORATION BY REFERENCE OF MATERIAL SUBMITTED ELECTRONICALLY

The Sequence Listing, which is a part of the present disclosure, is submitted concurrently with the specification as a text file. The name of the text file containing the Sequence Listing is "70392A_Seqlisting.txt", which was created on Nov. 7, 2017 and is 99,055 bytes in size. The subject matter of the Sequence Listing is incorporated herein in its entirety by reference.

FIELD OF THE INVENTION

The present invention relates to methods for the design and production of synthetic promoters with a defined specificity and promoters produced with these methods.

BACKGROUND OF THE INVENTION

Manipulation of plants to alter and/or improve phenotypic characteristics such as productivity or quality requires expression of heterologous genes in plant tissues. Such genetic manipulation relies on the availability of a means to drive and to control gene expression as required. For example, genetic manipulation relies on the availability and use of suitable promoters which are effective in plants and which regulate gene expression so as to give the desired effect(s) in the transgenic plant.

Advanced traits often require the coordinated expression of more than one gene in a transgenic plant. For example, to achieve the production of polyunsaturated fatty acids such as archachidonic acid in a plant requires expression of at least 5 genes. There is also increasing demand of trait stacking which requires the combination of more than one gene in transgenic plants.

The availability of suitable promoters for such coordinated expression is limited. Promoters would often need to have the same tissue and/or developmental specificity and preferably comparable expression strength. One solution has been to use the same promoter for the expression of several genes. Expression constructs comprising more than one expression cassette with tandem or inverted sequence repeats of for example a promoter cause various problems. When located on one vector, handling of the vector in bacteria for cloning, amplification and transformation is difficult due to recombination events which lead to the loss and/or rearrangement of part of the expression construct. Moreover, sequence verification of constructs comprising repeated sequences is difficult and sometimes impossible. A further problem of such expression constructs comprising repeats of the same promoter sequence is that recombination may also occur after introduction into the genome of the target organism such as a plant.

Additionally it is well known that repeated promoter sequences in the genome of organisms such as a plant may

induce silencing of expression derived from these promoters, for example by methylation of the promoter or increase of chromatin density at the site of the promoters which makes the promoter inaccessible for transcription factors.

The use of different promoters in expression constructs comprising more than one expression cassette is one possibility to circumvent these problems. Isolation and analysis of promoters is laborious and time consuming. It is unpredictable what expression pattern and expression strength an isolated promoter will have and hence a high number of promoters need to be tested in order to find at least two promoters with comparable expression pattern and optionally comparable expression strength.

There is, therefore, a great need in the art for the availability of new sequences that may be used for expression of selected transgenes in economically important plants. It is thus an objective of the present invention to provide new methods for the production of synthetic promoters with identical and/or overlapping expression pattern or expression specificity and optionally similar expression strength. This objective is solved by the present invention.

BRIEF DESCRIPTION OF THE DRAWINGS

FIG. 1 shows the gene expression activity conferred by p-PvArc5_perm as described in Example 2.

FIG. 2 shows the gene expression activity conferred by p-VfSBP_perm as described in Example 2.

FIG. 3 shows gene expression activity conferred by pBn-Napin and p-BNnapin_perm as described in Example 4.

DETAILED DESCRIPTION OF THE INVENTION

A first embodiment of the invention is a method for the production of one or more synthetic regulatory nucleic acid molecules of a defined specificity comprising the steps of

- a) identifying at least one naturally occurring nucleic acid molecule of the defined specificity (starting molecule) and
- b) identifying conserved motives in the at least one nucleic acid sequence (starting sequence) of the starting molecule of the defined specificity as defined in a) and
- c) mutating the starting sequence while
 - i) leaving at least 70%, preferably 80%, 85%, 90%, more preferably at least 95%, even more preferably at least 98% or at least 99% for example 100% of the motives unaltered known to be involved in regulation of the respective defined specificity (also called preferentially associated motives) and
 - ii) leaving at least 80%, preferably at least 90%, 95% for example 100% of the motives unaltered involved in transcription initiation (also called essential motives) and
 - iii) leaving at least 10%, preferably at least 20%, 30%, 40% or 50%, more preferably at least 60%, 70% or 80%, even more preferably at least 90% or 95% of other identified motives (also called non exclusively associated) unaltered and
 - iv) keeping the arrangement of the identified motives substantially unchanged and
 - v) avoiding the introduction of new motives known to influence expression with another specificity than said defined specificity and
 - vi) avoiding identical stretches of more than 50 basepairs, preferably 45 basepairs, more preferably 40 basepairs, most preferably 35 basepairs, for example 30 basepairs

- between each of the starting sequence and the one or more mutated sequences and
- d) producing a nucleic acid molecule comprising the mutated sequence and
 - e) optionally testing the specificity of the mutated sequence in the respective organism.

In one embodiment of the invention, additional preferably associated motives may be introduced into the sequence of the synthetic nucleic acid molecule.

Production of the nucleic acid molecule comprising the mutated sequence could for example be done by chemical synthesis or by oligo ligation whereby smaller oligos comprising parts of the sequence of the invention are stepwise annealed and ligated to form the nucleic acid molecule of the invention.

In a preferred embodiment of the invention, the synthetic regulatory nucleic acid molecule is a synthetic promoter, in a more preferred embodiment the synthetic regulatory nucleic acid molecule is a synthetic promoter functional in a plant, plant tissue or plant cell.

The at least one starting molecule comprising the starting sequence may for example be identified by searches in literature or internet resources such as sequence and/or gene expression data bases. The at least one starting molecule comprising the starting sequence may in another example be identified by isolation and characterization of a natural occurring promoter from the respective organism, for example plants, algae, fungi, animals and the like. Such methods are well known to a person skilled in the art and for example described in Back et al., 1991, Keddie et al., 1992, Keddie et al., 1994.

Motives in a series of nucleic acid molecules may be identified by a variety of bioinformatic tools available in the art. For example see Hehl and Wingender, 2001, Hehl and Bulow, 2002, Cartharius et al., 2005, Kaplan et al., 2006, Dare et al., 2008.

In addition, there are various databases available specialized in promoter analysis and motif prediction in any given sequence. For example as reviewed in Hehl and Wingender, 2001.

It is also possible to identify motives necessary for regulation of expression of the defined specificity with experimental methods known to a skilled person. Such methods are for example deletion or mutation analysis of the respective starting sequence as for example described in Montgomery et al., 1993.

Essential motives known to be involved in transcription initiation for example by being bound by general initiation factors and/or RNA polymerases as described above under ii) are for example the TATA box, the CCAAT box, the GC box or other functional similar motives as for example identified in Roeder (1996, Trends in Biochemical Science, 21(9)) or Baek et al. (2006, Journal of Biological Chemistry, 281). These motives allow a certain degree of degeneration or variation of their sequence without changing or destroying their functionality in initiation of transcription. The skilled person is aware of such sequence variations that leave the respective motives functional. Such variations are for example given in the Transfac database as described by Matys et al, ((2003) NAR 31 (1)) and literature given therein. The Transfac database may for example be accessed via <ftp://ftp.ebi.ac.uk/pub/databases/transfac/transfac32.tar.Z>. Hence it is to be understood that the term

“leaving motives unaltered involved in transcription initiation” means that the respective motives may be mutated, hence altered in their sequence as long as their respective function which is enabling initiation of transcription is not

altered, hence as long as the essential motives are functional. In another embodiment of the invention the first 49, preferably 44, more preferably 39, even more preferably 34, most preferably 29 bp directly upstream of the transcription initiation site are kept unaltered.

The term “keeping the arrangement of the motives unchanged” as used above under iv) means, that the order of the motives and/or the distance between the motives are kept substantially unchanged, preferably unchanged. Substantially unchanged means, that the distance between two motives in the starting sequence does not differ from the distance between these motives in the synthetic regulatory nucleic acid sequence, hence the distance between said motives is not longer or shorter, by more than 100%, for example 90%, 80% or 70%, preferably 60%, 50% or 40%, more preferably not more than 30% or 20%, most preferably not more than 10% in the synthetic regulatory nucleic acid sequence as compared to the starting sequence. Preferably the distance between two motives in the starting sequence differs by not more than 10, preferably 9, more preferably 8 or 7 or 6 or 5 or 4, even more preferably not more than 3 or 2, most preferably not more than 1 basepairs from the distance in the permuted sequence.

Inverted and/or direct stretches of repeated sequences may lead to the formation of secondary structures in plasmids or genomic DNA. Repeated sequences may lead to recombination, deletion and/or rearrangement in the plasmid both in *E. coli* and *Agrobacterium*. In eukaryotic organisms, for example plants, repeated sequences also tend to be silenced by methylation. Recombination events which lead to deletions or rearrangements of one or more expression cassettes and/or T-DNAs are likely to lead to loss of function for example loss of expression of such constructs in the transgenic plant (Que and Jorgensen, 1998, Hamilton et al., 1998). It is therefore a critical feature of the invention at hand to avoid identical stretches of 50 basepairs, preferably 45 basepairs, more preferably 40 basepairs, most preferably 35 basepairs, for example 30 basepairs between each of the starting sequence and the one or more permuted sequences. In case of the production of more than one permuted sequences said identical stretches must be avoided between the starting sequence and each of the permuted sequences in a pair wise comparison. In another embodiment, such identical stretches must be avoided between all permuted sequences and the starting sequence; hence none of the permuted and starting sequences shares such identical stretches with any of the other sequences.

The skilled person is aware that regulatory nucleic acids may comprise promoters and functionally linked to said promoters 5'UTR the latter may comprise at least one intron. It has been shown, that introns may be lead to increased expression levels derived from the promoter to which the 5'UTR comprising the intron is functionally linked. The 5' UTR and the intron may be altered in their sequence as described, wherein the splice sites and putative branching point are not altered in order to ensure correct splicing of the intron after permutation. No nucleotide exchanges are introduced into sequences at least 2, preferably at least 3, more preferably at least 5, even more preferably at least 10 bases up- and downstream of the splice sites (5' GT; 3' CAG) are kept unchanged. In addition, “CURAY” and “TNA” sequence elements being potential branching points of the intron are kept unchanged within the last 200 base pairs, preferably the last 150 base pairs, more preferably the last 100 base pairs, even more preferably the last 75 base pairs of the respective intron.

5

The 5'UTR may be permuted according to the rules as defined above, wherein preferably at least 25, more preferably at least 20, even more preferably at least 15, for example at least 10, most preferably at least 5 base pairs up- and downstream of the transcription start are kept unchanged. The AT content of both the 5' UTR and the intron is not changed by more than 20%, preferably not more than 15%, for example 10% or 5% compared to the AT content of the starting sequence.

A further embodiment of the invention is a synthetic regulatory nucleic acid molecule produced according to the method of the invention.

An expression construct comprising the said synthetic regulatory nucleic acid molecule is another embodiment of the invention.

A vector comprising the regulatory nucleic acid molecule or the expression construct of the invention is also comprised in this invention, as well as microorganisms, plant cells or animal cells comprising the regulatory nucleic acid molecule, the expression construct and/or the vector of the invention.

A further embodiment of the invention is a plant, plant seed, plant cell or part of a plant comprising the regulatory nucleic acid molecule, the expression construct and/or the vector of the invention.

A further embodiment of the invention are exemplary recombinant seed specific or seed preferential synthetic regulatory nucleic acid molecules produced according to the method of the invention wherein the regulatory nucleic acid molecule is comprised in the group consisting of

I) a nucleic acid molecule represented by SEQ ID NO: 2, 4 or 6 and

II) a nucleic acid molecule comprising at least 1000 consecutive base pairs, for example 1000 base pairs, preferably at least 800 consecutive base pairs, for example 800 base pairs, more preferably at least 700 consecutive base pairs, for example 700 base pairs, even more preferably at least 600 consecutive base pairs, for example 600 base pairs, most preferably at least 500 consecutive base pairs, for example 500 base pairs or at least 400, at least 300, at least 250 for example 400, 300 or 250 base pairs of a sequence described by SEQ ID NO: 2, 4 or 6 and

III) a nucleic acid molecule having an identity of at least 70%, for example at least 75%, 76%, 77%, 78%, 79% preferably at least 80%, for example at least 81%, 82%, 83%, 84%, 85%, 86%, 87%, 88%, 89%, more preferably 90%, for example at least 91%, 92%, 93%, 94%, 95%, 96%, 97%, even more preferably 98% most preferably 99% over a sequence of at least 250, 300, 400, 500, 600 preferably 700, more preferably 800, even more preferably 900, most preferably 1000 consecutive nucleic acid base pairs to a sequences described by SEQ ID NO: 2, 4 or 6 and

IV) a nucleic acid molecule having an identity of at least 70%, for example at least 75%, 76%, 77%, 78%, 79% preferably at least 80%, for example at least 81%, 82%, 83%, 84%, 85%, 86%, 87%, 88%, 89%, more preferably 90%, for example at least 91%, 92%, 93%, 94%, 95%, 96%, 97%, even more preferably 98% most preferably 99% to a sequence consisting of at least 50%, 60%, 70%, 80%, 90% or 100% of any of the sequences described by SEQ ID NO: 2, 4 or 6 and

V) a nucleic acid molecule hybridizing under high stringent, preferably very high stringent conditions with a nucleic acid molecule of at least 250, 300, 400, 500, 600, 700, 800, 900, 1000 or the complete consecutive

6

base pairs of a nucleic acid molecule described by any of SEQ ID NO: 2, 4 or 6 and

VI) a complement of any of the nucleic acid molecules as defined in I) to V).

Another embodiment of the invention are exemplary recombinant seed specific or seed preferential synthetic regulatory nucleic acid molecules produced according to the method of the invention wherein the regulatory nucleic acid molecule is comprised in the group consisting of

i) a nucleic acid molecule represented by SEQ ID NO: 2, 4 or 6 and

ii) a nucleic acid molecule comprising at least 1000 consecutive base pairs, for example 1000 base pairs, preferably at least 800 consecutive base pairs, for example 800 base pairs, more preferably at least 700 consecutive base pairs, for example 700 base pairs, even more preferably at least 600 consecutive base pairs, for example 600 base pairs, most preferably at least 500 consecutive base pairs, for example 500 base pairs or at least 400, at least 300, at least 250 for example 400, 300 or 250 base pairs of a sequence described by SEQ ID NO: 2, 4 or 6 and

iii) a nucleic acid molecule having an identity of at least 75% over a sequence of at least 250, 300, 400, 500, 600 preferably 700, more preferably 800, even more preferably 900, most preferably 1000 or the complete consecutive nucleic acid base pairs to a sequences described by SEQ ID NO: 6,

iv) a nucleic acid molecule having an identity of at least 90% over a sequence of at least 250, 300, 400, 500, 600 preferably 700, more preferably 800, even more preferably 900, most preferably 1000 or the complete consecutive nucleic acid base pairs to a sequences described by SEQ ID NO: 2 or 4 and

v) a nucleic acid molecule hybridizing under high stringent, preferably very high stringent conditions with a nucleic acid molecule of at least 250, 300, 400, 500, 600, 700, 800, 900, 1000 or the complete consecutive base pairs of a nucleic acid molecule described by any of SEQ ID NO: 2, 4 or 6 and

vi) a complement of any of the nucleic acid molecules as defined in i) to v).

Further embodiments of the invention are exemplary recombinant constitutive regulatory nucleic acid molecules produced according to the method of the invention wherein the regulatory nucleic acid molecule is comprised in the group consisting of

I) a nucleic acid molecule represented by SEQ ID NO: 14 or 15 and

II) a nucleic acid molecule comprising at least 1750, 1500, 1250 or 1000 consecutive base pairs, for example 1000 base pairs, preferably at least 800 consecutive base pairs, for example 800 base pairs, more preferably at least 700 consecutive base pairs, for example 700 base pairs, even more preferably at least 600 consecutive base pairs, for example 600 base pairs, most preferably at least 500 consecutive base pairs, for example 500 base pairs or at least 400, at least 300, at least 250 for example 400, 300 or 250 base pairs of a sequence described by SEQ ID NO: 14 or 15 and

III) a nucleic acid molecule having an identity of at least 70%, for example at least 75%, 76%, 77%, 78%, 79% preferably at least 80%, for example at least 81%, 82%, 83%, 84%, 85%, 86%, 87%, 88%, 89%, more preferably 90%, for example at least 91%, 92%, 93%, 94%, 95%, 96%, 97%, even more preferably 98% most preferably 99% over a sequence of at least 250, 300,

400, 500, 600 preferably 700, more preferably 800, even more preferably 900, for example 1000, most preferably 1250, for example 1500 or 1750 or 2000 consecutive nucleic acid base pairs to a sequences described by SEQ ID NO: 14 or 15 and

IV) a nucleic acid molecule having an identity of at least 70%, for example at least 75%, 76%, 77%, 78%, 79% preferably at least 80%, for example at least 81%, 82%, 83%, 84%, 85%, 86%, 87%, 88%, 89%, more preferably 90%, for example at least 91%, 92%, 93%, 94%, 95%, 96%, 97%, even more preferably 98% most preferably 99% to a sequence consisting of at least 50%, 60%, 70%, 80%, 90% or 100% of any of the sequences described by SEQ ID NO: 14 or 15 and

V) a nucleic acid molecule hybridizing under high stringent, preferably very high stringent conditions with a nucleic acid molecule of at least 250, 300, 400, 500, 600, 700, 800, 900, 1000, 1250, 1500, 1750 or 2000 or the complete consecutive base pairs of a nucleic acid molecule described by any of SEQ ID NO: 14 or 15 and

VI) a complement of any of the nucleic acid molecules as defined in I) to V).

Another embodiment of the invention are exemplary recombinant constitutive synthetic regulatory nucleic acid molecules produced according to the method of the invention wherein the regulatory nucleic acid molecule is comprised in the group consisting of

i) a nucleic acid molecule represented by SEQ ID NO: 14 or 15 and

ii) a nucleic acid molecule comprising at least 2000, 1750, 1500, 1250 or 1000 consecutive base pairs, for example 1000 base pairs, preferably at least 800 consecutive base pairs, for example 800 base pairs, more preferably at least 700 consecutive base pairs, for example 700 base pairs, even more preferably at least 600 consecutive base pairs, for example 600 base pairs, most preferably at least 500 consecutive base pairs, for example 500 base pairs or at least 400, at least 300, at least 250 for example 400, 300 or 250 base pairs of a sequence described by SEQ ID NO: 14 or 15 and

iii) a nucleic acid molecule having an identity of at least 95%, preferably 97%, more preferably 98%, most preferably 99% over a sequence of at least 250, 300, 400, 500, 600 preferably 700, more preferably 800, even more preferably 900, fore example 1000, most preferably 1500, for example 2000 or the complete consecutive nucleic acid base pairs to a sequences described by SEQ ID NO: 14 or 15,

iv) a nucleic acid molecule hybridizing under high stringent, preferably very high stringent conditions with a nucleic acid molecule of at least 250, 300, 400, 500, 600, 700, 800, 900, 1000, 1250. 1500, 1750, 2000 or the complete consecutive base pairs of a nucleic acid molecule described by any of SEQ ID NO: 14 or 15 and

v) a complement of any of the nucleic acid molecules as defined in i) to v).

It is to be understood, that the group of exemplary recombinant seed specific or seed preferential or constitutive synthetic regulatory nucleic acid molecules produced according to the method of the invention as defined above under I) to V) and i) to vi) does not comprise the starting molecules as defined by SEQ ID NO: 1, 3, 5 and 13 or a complement thereof or a nucleic acid molecule having at least 250 consecutive base pairs of a sequence described by

SEQ ID NO: 1, 3, 5 or 13 or a complement thereof or any other nucleic acid molecule occurring in a wild type plant as

such nucleic acid molecules are molecules that are not produced according to the invention but are naturally present in wild type plants.

An expression construct comprising any of said synthetic regulatory nucleic acid molecules as defined above under I) to VI) and i) to vi) is another embodiment of the invention.

A vector comprising the regulatory nucleic acid molecule or the expression construct of the invention is also comprised in this invention, as well as microorganisms, plant cells or animal cells comprising the regulatory nucleic acid molecule, the expression construct and/or the vector of the invention.

A further embodiment of the invention is a plant, plant seed, plant cell or part of a plant comprising the regulatory nucleic acid molecule, the expression construct and/or the vector of the invention.

Definitions

Abbreviations: GFP—green fluorescence protein, GUS—beta-Glucuronidase, BAP—6-benzylaminopurine; 2,4-D—2,4-dichlorophenoxyacetic acid; MS—Murashige and Skoog medium; NAA—1-naphtaleneacetic acid; MES, 2-(N-morpholino-ethanesulfonic acid, IAA indole acetic acid; Kan: Kanamycin sulfate; GA3—Gibberellic acid; Timentin™: ticarcillin disodium/clavulanate potassium.

It is to be understood that this invention is not limited to the particular methodology or protocols. It is also to be understood that the terminology used herein is for the purpose of describing particular embodiments only, and is not intended to limit the scope of the present invention which will be limited only by the appended claims. It must be noted that as used herein and in the appended claims, the singular forms “a,” “and,” and “the” include plural reference unless the context clearly dictates otherwise. Thus, for example, reference to “a vector” is a reference to one or more vectors and includes equivalents thereof known to those skilled in the art, and so forth. The term “about” is used herein to mean approximately, roughly, around, or in the region of. When the term “about” is used in conjunction with a numerical range, it modifies that range by extending the boundaries above and below the numerical values set forth. In general, the term “about” is used herein to modify a numerical value above and below the stated value by a variance of 20 percent, preferably 10 percent up or down (higher or lower). As used herein, the word “or” means any one member of a particular list and also includes any combination of members of that list. The words “comprise,” “comprising,” “include,” “including,” and “includes” when used in this specification and in the following claims are intended to specify the presence of one or more stated features, integers, components, or steps, but they do not preclude the presence or addition of one or more other features, integers, components, steps, or groups thereof. For clarity, certain terms used in the specification are defined and used as follows:

Antiparallel: “Antiparallel” refers herein to two nucleotide sequences paired through hydrogen bonds between complementary base residues with phosphodiester bonds running in the 5'-3' direction in one nucleotide sequence and in the 3'-5' direction in the other nucleotide sequence.

Antisense: The term “antisense” refers to a nucleotide sequence that is inverted relative to its normal orientation for transcription or function and so expresses an RNA transcript that is complementary to a target gene mRNA molecule expressed within the host cell (e.g., it can hybridize to the target gene mRNA molecule or single stranded genomic

DNA through Watson-Crick base pairing) or that is complementary to a target DNA molecule such as, for example genomic DNA present in the host cell.

“Box” or as synonymously used herein “motif” or “cis-element” of a promoter means a transcription factor binding sequence defined by a highly conserved core sequence of approximately 4 to 6 nucleotides surrounded by a conserved matrix sequence of in total up to 20 nucleotides within the plus or minus strand of the promoter, which is able of interacting with the DNA binding domain of a transcription factor protein. The conserved matrix sequence allows some variability in the sequence without losing its ability to be bound by the DNA binding domain of a transcription factor protein.

One way to describe transcription factor binding sites (TFBS) is by nucleotide or position weight matrices (NWM or PWM) (for review see Stormo, 2000). A weight matrix pattern definition is superior to a simple IUPAC consensus sequence as it represents the complete nucleotide distribution for each single position. It also allows the quantification of the similarity between the weight matrix and a potential TFBS detected in the sequence (Cartharius et al. 2005).

Coding region: As used herein the term “coding region” when used in reference to a structural gene refers to the nucleotide sequences which encode the amino acids found in the nascent polypeptide as a result of translation of a mRNA molecule. The coding region is bounded, in eukaryotes, on the 5'-side by the nucleotide triplet “ATG” which encodes the initiator methionine and on the 3'-side by one of the three triplets which specify stop codons (i.e., TAA, TAG, TGA). In addition to containing introns, genomic forms of a gene may also include sequences located on both the 5'- and 3'-end of the sequences which are present on the RNA transcript. These sequences are referred to as “flanking” sequences or regions (these flanking sequences are located 5' or 3' to the non-translated sequences present on the mRNA transcript). The 5'-flanking region may contain regulatory sequences such as promoters and enhancers which control or influence the transcription of the gene. The 3'-flanking region may contain sequences which direct the termination of transcription, post-transcriptional cleavage and polyadenylation.

Complementary: “Complementary” or “complementarity” refers to two nucleotide sequences which comprise antiparallel nucleotide sequences capable of pairing with one another (by the base-pairing rules) upon formation of hydrogen bonds between the complementary base residues in the antiparallel nucleotide sequences. For example, the sequence 5'-AGT-3' is complementary to the sequence 5'-ACT-3'. Complementarity can be “partial” or “total.” “Partial” complementarity is where one or more nucleic acid bases are not matched according to the base pairing rules. “Total” or “complete” complementarity between nucleic acid molecules is where each and every nucleic acid base is matched with another base under the base pairing rules. The degree of complementarity between nucleic acid molecule strands has significant effects on the efficiency and strength of hybridization between nucleic acid molecule strands. A “complement” of a nucleic acid sequence as used herein refers to a nucleotide sequence whose nucleic acid molecules show total complementarity to the nucleic acid molecules of the nucleic acid sequence.

Conserved motives: A conserved motif as used herein means a sequence motif or box found in various promoters having the same or overlapping specificity. Overlapping specificity means the specificity of at least two promoters wherein the expression derived from one promoter is in part

or completely in the same for example tissue as the other promoter, wherein the latter one may drive expression in additional tissues in which the first promoter may not drive expression. Motives may be grouped in three classes:

Essential: motives present in the promoters of most genes that are transcribed by RNA Polymerase II and which are preferentially localized close to the transcription start side. Such motives must not be made dysfunctional by mutations according to the method of the invention. Hence they must not be altered in a way that prevents them from being bound by the respective DNA binding domain of the transcription factor protein that would have bound to the unaltered sequence.

non exclusively associated: motives present in the promoters of genes that are associated with certain tissues/physiological states/treatments but not exclusively, they may be expressed also in other tissues/physiological states/treatments. According to the method of the invention, such motives should preferably not be made dysfunctional by mutations or at least only a certain percentage of such motives present in one particular promoter or starting sequence. Hence they should preferably not be altered in a way that prevents them from being bound by the respective DNA binding domain of the transcription factor protein that would have bound to the unaltered sequence.

preferentially associated: motives present in the promoters of genes that are expressed preferentially in specific tissues/physiological states/treatments. The vast majority of such motives identified in a starting sequence must not be made dysfunctional by mutations according to the method of the invention. Hence they must not be altered in a way that prevents them from being bound by the respective DNA binding domain of the transcription factor protein that would have bound to the unaltered sequence.

Defined specificity: the term “defined specificity” means any expression specificity of a promoter, preferably a plant specific promoter, which is beneficial for the expression of a distinct coding sequence or RNA. A defined specificity may for example be a tissue or developmental specificity or the expression specificity could be defined by induction or repression of expression by biotic or abiotic stimuli or a combination of any of these.

Double-stranded RNA: A “double-stranded RNA” molecule or “dsRNA” molecule comprises a sense RNA fragment of a nucleotide sequence and an antisense RNA fragment of the nucleotide sequence, which both comprise nucleotide sequences complementary to one another, thereby allowing the sense and antisense RNA fragments to pair and form a double-stranded RNA molecule.

Endogenous: An “endogenous” nucleotide sequence refers to a nucleotide sequence, which is present in the genome of the untransformed plant cell.

Expression: “Expression” refers to the biosynthesis of a gene product, preferably to the transcription and/or translation of a nucleotide sequence, for example an endogenous gene or a heterologous gene, in a cell. For example, in the case of a structural gene, expression involves transcription of the structural gene into mRNA and—optionally—the subsequent translation of mRNA into one or more polypeptides. In other cases, expression may refer only to the transcription of the DNA harboring an RNA molecule. Expression may also refer to the change of the steady state level of the respective RNA in a plant or part thereof due to change of the stability of the respective RNA.

Similar expression strength: Two or more regulatory nucleic acid molecules have a similar expression strength when the expression derived from any of the regulatory

nucleic acid molecule in a distinct cell, tissue or plant organ does not deviate by more than factor 2.

Expression construct: "Expression construct" as used herein mean a DNA sequence capable of directing expression of a particular nucleotide sequence in an appropriate part of a plant or plant cell, comprising a promoter functional in said part of a plant or plant cell into which it will be introduced, operatively linked to the nucleotide sequence of interest which is—optionally—operatively linked to termination signals. If translation is required, it also typically comprises sequences required for proper translation of the nucleotide sequence. The coding region may code for a protein of interest but may also code for a functional RNA of interest, for example RNAa, siRNA, snoRNA, snRNA, microRNA, ta-siRNA or any other noncoding regulatory RNA, in the sense or antisense direction. The expression construct comprising the nucleotide sequence of interest may be chimeric, meaning that one or more of its components is heterologous with respect to one or more of its other components. The expression construct may also be one, which is naturally occurring but has been obtained in a recombinant form useful for heterologous expression. Typically, however, the expression construct is heterologous with respect to the host, i.e., the particular DNA sequence of the expression construct does not occur naturally in the host cell and must have been introduced into the host cell or an ancestor of the host cell by a transformation event. The expression of the nucleotide sequence in the expression construct may be under the control of a constitutive promoter or of an inducible promoter, which initiates transcription only when the host cell is exposed to some particular external stimulus. In the case of a plant, the promoter can also be specific to a particular tissue or organ or stage of development.

Expression pattern or expression specificity of a regulatory nucleic acid molecule as used herein defines the tissue and/or developmental and/or environmentally modulated expression of a coding sequence or RNA under the control of a distinct regulatory nucleic acid molecule.

Foreign: The term "foreign" refers to any nucleic acid molecule (e.g., gene sequence) which is introduced into the genome of a cell by experimental manipulations and may include sequences found in that cell so long as the introduced sequence contains some modification (e.g., a point mutation, the presence of a selectable marker gene, etc.) and is therefore distinct relative to the naturally-occurring sequence.

Functional linkage: The term "functional linkage" or "functionally linked" is to be understood as meaning, for example, the sequential arrangement of a regulatory element (e.g. a promoter) with a nucleic acid sequence to be expressed and, if appropriate, further regulatory elements (such as e.g., a terminator or an enhancer) in such a way that each of the regulatory elements can fulfill its intended function to allow, modify, facilitate or otherwise influence expression of said nucleic acid sequence. As a synonym the wording "operable linkage" or "operably linked" may be used. The expression may result depending on the arrangement of the nucleic acid sequences in relation to sense or antisense RNA. To this end, direct linkage in the chemical sense is not necessarily required. Genetic control sequences such as, for example, enhancer sequences, can also exert their function on the target sequence from positions which are further away, or indeed from other DNA molecules. Preferred arrangements are those in which the nucleic acid sequence to be expressed recombinantly is positioned behind the sequence acting as promoter, so that the two

sequences are linked covalently to each other. The distance between the promoter sequence and the nucleic acid sequence to be expressed recombinantly is preferably less than 200 base pairs, especially preferably less than 100 base pairs, very especially preferably less than 50 base pairs. In a preferred embodiment, the nucleic acid sequence to be transcribed is located behind the promoter in such a way that the transcription start is identical with the desired beginning of the chimeric RNA of the invention. Functional linkage, and an expression construct, can be generated by means of customary recombination and cloning techniques as described (e.g., in Maniatis T, Fritsch E F and Sambrook J (1989) *Molecular Cloning: A Laboratory Manual*, 2nd Ed., Cold Spring Harbor Laboratory, Cold Spring Harbor (N.Y.); Silhavy et al. (1984) *Experiments with Gene Fusions*, Cold Spring Harbor Laboratory, Cold Spring Harbor (N.Y.); Ausubel et al. (1987) *Current Protocols in Molecular Biology*, Greene Publishing Assoc. and Wiley Interscience; Gelvin et al. (Eds) (1990) *Plant Molecular Biology Manual*; Kluwer Academic Publisher, Dordrecht, The Netherlands). However, further sequences, which, for example, act as a linker with specific cleavage sites for restriction enzymes, or as a signal peptide, may also be positioned between the two sequences. The insertion of sequences may also lead to the expression of fusion proteins. Preferably, the expression construct, consisting of a linkage of a regulatory region for example a promoter and nucleic acid sequence to be expressed, can exist in a vector-integrated form and be inserted into a plant genome, for example by transformation.

Gene: The term "gene" refers to a region operably joined to appropriate regulatory sequences capable of regulating the expression of the gene product (e.g., a polypeptide or a functional RNA) in some manner. A gene includes untranslated regulatory regions of DNA (e.g., promoters, enhancers, repressors, etc.) preceding (up-stream) and following (downstream) the coding region (open reading frame, ORF) as well as, where applicable, intervening sequences (i.e., introns) between individual coding regions (i.e., exons). The term "structural gene" as used herein is intended to mean a DNA sequence that is transcribed into mRNA which is then translated into a sequence of amino acids characteristic of a specific polypeptide.

Genome and genomic DNA: The terms "genome" or "genomic DNA" is referring to the heritable genetic information of a host organism. Said genomic DNA comprises the DNA of the nucleus (also referred to as chromosomal DNA) but also the DNA of the plastids (e.g., chloroplasts) and other cellular organelles (e.g., mitochondria). Preferably the terms genome or genomic DNA is referring to the chromosomal DNA of the nucleus.

Heterologous: The term "heterologous" with respect to a nucleic acid molecule or DNA refers to a nucleic acid molecule which is operably linked to, or is manipulated to become operably linked to, a second nucleic acid molecule to which it is not operably linked in nature, or to which it is operably linked at a different location in nature. A heterologous expression construct comprising a nucleic acid molecule and one or more regulatory nucleic acid molecule (such as a promoter or a transcription termination signal) linked thereto for example is a constructs originating by experimental manipulations in which either a) said nucleic acid molecule, or b) said regulatory nucleic acid molecule or c) both (i.e. (a) and (b)) is not located in its natural (native) genetic environment or has been modified by experimental manipulations, an example of a modification being a substitution, addition, deletion, inversion or insertion of one or more nucleotide residues. Natural genetic environment

refers to the natural chromosomal locus in the organism of origin, or to the presence in a genomic library. In the case of a genomic library, the natural genetic environment of the sequence of the nucleic acid molecule is preferably retained, at least in part. The environment flanks the nucleic acid sequence at least at one side and has a sequence of at least 50 bp, preferably at least 500 bp, especially preferably at least 1,000 bp, very especially preferably at least 5,000 bp, in length. A naturally occurring expression construct—for example the naturally occurring combination of a promoter with the corresponding gene—becomes a transgenic expression construct when it is modified by non-natural, synthetic “artificial” methods such as, for example, mutagenization. Such methods have been described (U.S. Pat. No. 5,565,350; WO 00/15815). For example a protein encoding nucleic acid molecule operably linked to a promoter, which is not the native promoter of this molecule, is considered to be heterologous with respect to the promoter. Preferably, heterologous DNA is not endogenous to or not naturally associated with the cell into which it is introduced, but has been obtained from another cell or has been synthesized. Heterologous DNA also includes an endogenous DNA sequence, which contains some modification, non-naturally occurring, multiple copies of an endogenous DNA sequence, or a DNA sequence which is not naturally associated with another DNA sequence physically linked thereto. Generally, although not necessarily, heterologous DNA encodes RNA or proteins that are not normally produced by the cell into which it is expressed.

Hybridization: The term “hybridization” as used herein includes “any process by which a strand of nucleic acid molecule joins with a complementary strand through base pairing.” (J. Coombs (1994) Dictionary of Biotechnology, Stockton Press, New York). Hybridization and the strength of hybridization (i.e., the strength of the association between the nucleic acid molecules) is impacted by such factors as the degree of complementarity between the nucleic acid molecules, stringency of the conditions involved, the T_m of the formed hybrid, and the G:C ratio within the nucleic acid molecules. As used herein, the term “ T_m ” is used in reference to the “melting temperature.” The melting temperature is the temperature at which a population of double-stranded nucleic acid molecules becomes half dissociated into single strands. The equation for calculating the T_m of nucleic acid molecules is well known in the art. As indicated by standard references, a simple estimate of the T_m value may be calculated by the equation: $T_m = 81.5 + 0.41(\% G+C)$, when a nucleic acid molecule is in aqueous solution at 1 M NaCl [see e.g., Anderson and Young, Quantitative Filter Hybridization, in Nucleic Acid Hybridization (1985)]. Other references include more sophisticated computations, which take structural as well as sequence characteristics into account for the calculation of T_m . Stringent conditions, are known to those skilled in the art and can be found in Current Protocols in Molecular Biology, John Wiley & Sons, N.Y. (1989), 6.3.1-6.3.6.

Medium stringency conditions when used in reference to nucleic acid hybridization comprise conditions equivalent to binding or hybridization at 68° C. in a solution consisting of 5×SSPE (43.8 g/L NaCl, 6.9 g/L NaH₂PO₄.H₂O and 1.85 g/L EDTA, pH adjusted to 7.4 with NaOH), 1% SDS, 5×Denhardt’s reagent [50×Denhardt’s contains the following per 500 mL 5 g Ficoll (Type 400, Pharmacia), 5 g BSA (Fraction V; Sigma)] and 100 µg/mL denatured salmon sperm DNA followed by washing (preferably for one times 15 minutes, more preferably two times 15 minutes, more preferably three times 15 minutes) in a solution comprising

1×SSC (1×SSC is 0.15 M NaCl plus 0.015 M sodium citrate) and 0.1% SDS at room temperature or—preferably 37° C.—when a DNA probe of preferably about 100 to about 500 nucleotides in length is employed.

High stringency conditions when used in reference to nucleic acid hybridization comprise conditions equivalent to binding or hybridization at 68° C. in a solution consisting of 5×SSPE (43.8 g/L NaCl, 6.9 g/L NaH₂PO₄.H₂O and 1.85 g/L EDTA, pH adjusted to 7.4 with NaOH), 1% SDS, 5×Denhardt’s reagent [50×Denhardt’s contains the following per 500 mL 5 g Ficoll (Type 400, Pharmacia), 5 g BSA (Fraction V; Sigma)] and 100 µg/mL denatured salmon sperm DNA followed by washing (preferably for one times 15 minutes, more preferably two times 15 minutes, more preferably three times 15 minutes) in a solution comprising 0.1×SSC (1×SSC is 0.15 M NaCl plus 0.015 M sodium citrate) and 1% SDS at room temperature or—preferably 37° C.—when a DNA probe of preferably about 100 to about 500 nucleotides in length is employed.

Very high stringency conditions when used in reference to nucleic acid hybridization comprise conditions equivalent to binding or hybridization at 68° C. in a solution consisting of 5×SSPE, 1% SDS, 5×Denhardt’s reagent and 100 µg/mL denatured salmon sperm DNA followed by washing (preferably for one times 15 minutes, more preferably two times 15 minutes, more preferably three times 15 minutes) in a solution comprising 0.1×SSC, and 1% SDS at 68° C., when a probe of preferably about 100 to about 500 nucleotides in length is employed.

“Identity”: “Identity” when used in respect to the comparison of two or more nucleic acid or amino acid molecules means that the sequences of said molecules share a certain degree of sequence similarity, the sequences being partially identical.

To determine the percentage identity (homology is herein used interchangeably) of two amino acid sequences or of two nucleic acid molecules, the sequences are written one underneath the other for an optimal comparison (for example gaps may be inserted into the sequence of a protein or of a nucleic acid in order to generate an optimal alignment with the other protein or the other nucleic acid).

The amino acid residues or nucleic acid molecules at the corresponding amino acid positions or nucleotide positions are then compared. If a position in one sequence is occupied by the same amino acid residue or the same nucleic acid molecule as the corresponding position in the other sequence, the molecules are homologous at this position (i.e. amino acid or nucleic acid “homology” as used in the present context corresponds to amino acid or nucleic acid “identity”). The percentage identity between the two sequences is a function of the number of identical positions shared by the sequences (i.e. % homology = number of identical positions/total number of positions×100). The terms “homology” and “identity” are thus to be considered as synonyms.

For the determination of the percentage identity of two or more amino acids or of two or more nucleotide sequences several computer software programs have been developed. The identity of two or more sequences can be calculated with for example the software fasta, which presently has been used in the version fasta 3 (W. R. Pearson and D. J. Lipman, PNAS 85, 2444(1988); W. R. Pearson, Methods in Enzymology 183, 63 (1990); W. R. Pearson and D. J. Lipman, PNAS 85, 2444 (1988); W. R. Pearson, Enzymology 183, 63 (1990)). Another useful program for the calculation of identities of different sequences is the standard blast program, which is included in the Biomax pedant software

(Biomax, Munich, Federal Republic of Germany). This leads unfortunately sometimes to suboptimal results since blast does not always include complete sequences of the subject and the query. Nevertheless as this program is very efficient it can be used for the comparison of a huge number of sequences. The following settings are typically used for such a comparisons of sequences:

-p Program Name [String]; -d Database [String]; default=nr; -i Query File [File In]; default=stdin; -e Expectation value (E) [Real]; default=10.0; -m alignment view options: 0=pairwise; 1=query-anchored showing identities; 2=query-anchored no identities; 3=flat query-anchored, show identities; 4=flat query-anchored, no identities; 5=query-anchored no identities and blunt ends; 6=flat query-anchored, no identities and blunt ends; 7=XML Blast output; 8=tabular; 9 tabular with comment lines [Integer]; default=0; -o BLAST report Output File [File Out] Optional; default=stdout; -F Filter query sequence (DUST with blastn, SEG with others) [String]; default=T; -G Cost to open a gap (zero invokes default behavior) [Integer]; default=0; -E Cost to extend a gap (zero invokes default behavior) [Integer]; default=0; -X X dropoff value for gapped alignment (in bits) (zero invokes default behavior); blastn 30, megablast 20, tblastx 0, all others 15 [Integer]; default=0; -I Show GI's in defines [T/F]; default=F; -q Penalty for a nucleotide mismatch (blastn only) [Integer]; default=-3; -r Reward for a nucleotide match (blastn only) [Integer]; default=1; -v Number of database sequences to show one-line descriptions for (V) [Integer]; default=500; -b Number of database sequence to show alignments for (B) [Integer]; default=250; -f Threshold for extending hits, default if zero; blastp 11, blastn 0, blastx 12, tblastn 13; tblastx 13, megablast 0 [Integer]; default=0; -g Perform gapped alignment (not available with tblastx) [T/F]; default=T; -Q Query Genetic code to use [Integer]; default=1; -D DB Genetic code (for tblast[nx] only) [Integer]; default=1; -a Number of processors to use [Integer]; default=1; -O SeqAlign file [File Out] Optional; -J Believe the query define [T/F]; default=F; -M Matrix [String]; default=BLOSUM62; -W Word size, default if zero (blastn 11, megablast 28, all others 3) [Integer]; default=0; -z Effective length of the database (use zero for the real size) [Real]; default=0; -K Number of best hits from a region to keep (off by default, if used a value of 100 is recommended) [Integer]; default=0; -P 0 for multiple hit, 1 for single hit [Integer]; default=0; -Y Effective length of the search space (use zero for the real size) [Real]; default=0; -S Query strands to search against database (for blast[nx], and tblastx); 3 is both, 1 is top, 2 is bottom [Integer]; default=3; -T Produce HTML output [T/F]; default=F; -I Restrict search of database to list of GI's [String] Optional; -U Use lower case filtering of FASTA sequence [T/F] Optional; default=F; -y X dropoff value for ungapped extensions in bits (0.0 invokes default behavior); blastn 20, megablast 10, all others 7 [Real]; default=0.0; -Z X dropoff value for final gapped alignment in bits (0.0 invokes default behavior); blastn/megablast 50, tblastx 0, all others 25 [Integer]; default=0; -R PSI-TBLASTN checkpoint file [File In] Optional; -n MegaBlast search [T/F]; default=F; -L Location on query sequence [String] Optional; -A Multiple Hits window size, default if zero (blastn/megablast 0, all others 40 [Integer]; default=0; -w Frame shift penalty (OOF algorithm for blastx) [Integer]; default=0; -t Length of the largest intron allowed in tblastn for linking HSPs (0 disables linking) [Integer]; default=0.

Results of high quality are reached by using the algorithm of Needleman and Wunsch or Smith and Waterman. Therefore programs based on said algorithms are preferred.

Advantageously the comparisons of sequences can be done with the program PileUp (J. Mol. Evolution., 25, 351 (1987), Higgins et al., CABIOS 5, 151 (1989)) or preferably with the programs "Gap" and "Needle", which are both based on the algorithms of Needleman and Wunsch (J. Mol. Biol. 48; 443 (1970)), and "BestFit", which is based on the algorithm of Smith and Waterman (Adv. Appl. Math. 2; 482 (1981)). "Gap" and "BestFit" are part of the GCG software-package (Genetics Computer Group, 575 Science Drive, Madison, Wis., USA 53711 (1991); Altschul et al., (Nucleic Acids Res. 25, 3389 (1997)), "Needle" is part of the The European Molecular Biology Open Software Suite (EMBOSS) (Trends in Genetics 16 (6), 276 (2000)). Therefore preferably the calculations to determine the percentages of sequence identity are done with the programs "Gap" or "Needle" over the whole range of the sequences. The following standard adjustments for the comparison of nucleic acid sequences were used for "Needle": matrix: EDNAFULL, Gap_penalty: 10.0, Extend_penalty: 0.5. The following standard adjustments for the comparison of nucleic acid sequences were used for "Gap": gap weight: 50, length weight: 3, average match: 10.000, average mismatch: 0.000.

For example a sequence, which is said to have 80% identity with sequence SEQ ID NO: 1 at the nucleic acid level is understood as meaning a sequence which, upon comparison with the sequence represented by SEQ ID NO: 1 by the above program "Needle" with the above parameter set, has a 80% identity. The identity is calculated on the complete length of the query sequence, for example SEQ ID NO:1.

Isogenic: organisms (e.g., plants), which are genetically identical, except that they may differ by the presence or absence of a heterologous DNA sequence.

Isolated: The term "isolated" as used herein means that a material has been removed by the hand of man and exists apart from its original, native environment and is therefore not a product of nature. An isolated material or molecule (such as a DNA molecule or enzyme) may exist in a purified form or may exist in a non-native environment such as, for example, in a transgenic host cell. For example, a naturally occurring polynucleotide or polypeptide present in a living plant is not isolated, but the same polynucleotide or polypeptide, separated from some or all of the coexisting materials in the natural system, is isolated. Such polynucleotides can be part of a vector and/or such polynucleotides or polypeptides could be part of a composition, and would be isolated in that such a vector or composition is not part of its original environment. Preferably, the term "isolated" when used in relation to a nucleic acid molecule, as in "an isolated nucleic acid sequence" refers to a nucleic acid sequence that is identified and separated from at least one contaminant nucleic acid molecule with which it is ordinarily associated in its natural source. Isolated nucleic acid molecule is nucleic acid molecule present in a form or setting that is different from that in which it is found in nature. In contrast, non-isolated nucleic acid molecules are nucleic acid molecules such as DNA and RNA, which are found in the state they exist in nature. For example, a given DNA sequence (e.g., a gene) is found on the host cell chromosome in proximity to neighboring genes; RNA sequences, such as a specific mRNA sequence encoding a specific protein, are found in the cell as a mixture with numerous other mRNAs, which encode a multitude of proteins. However, an isolated nucleic acid sequence comprising for example SEQ ID NO: 1 includes, by way of example, such nucleic acid sequences in cells which ordinarily contain SEQ ID NO:1 where the

nucleic acid sequence is in a chromosomal or extrachromosomal location different from that of natural cells, or is otherwise flanked by a different nucleic acid sequence than that found in nature. The isolated nucleic acid sequence may be present in single-stranded or double-stranded form. When an isolated nucleic acid sequence is to be utilized to express a protein, the nucleic acid sequence will contain at a minimum at least a portion of the sense or coding strand (i.e., the nucleic acid sequence may be single-stranded). Alternatively, it may contain both the sense and anti-sense strands (i.e., the nucleic acid sequence may be double-stranded).

Minimal Promoter: promoter elements, particularly a TATA element, that are inactive or that have greatly reduced promoter activity in the absence of upstream activation. In the presence of a suitable transcription factor, the minimal promoter functions to permit transcription.

Naturally occurring as used herein means a cell or molecule, for example a plant cell or nucleic acid molecule that occurs in a plant or organism which is not manipulated by man, hence which is for example neither mutated nor genetically engineered by man.

Non-coding: The term “non-coding” refers to sequences of nucleic acid molecules that do not encode part or all of an expressed protein. Non-coding sequences include but are not limited to introns, enhancers, promoter regions, 3' untranslated regions, and 5' untranslated regions.

Nucleic acids and nucleotides: The terms “Nucleic Acids” and “Nucleotides” refer to naturally occurring or synthetic or artificial nucleic acid or nucleotides. The terms “nucleic acids” and “nucleotides” comprise deoxyribonucleotides or ribonucleotides or any nucleotide analogue and polymers or hybrids thereof in either single- or double-stranded, sense or antisense form. Unless otherwise indicated, a particular nucleic acid sequence also implicitly encompasses conservatively modified variants thereof (e.g., degenerate codon substitutions) and complementary sequences, as well as the sequence explicitly indicated. The term “nucleic acid” is used interchangeably herein with “gene”, “cDNA”, “mRNA”, “oligonucleotide,” and “polynucleotide”. Nucleotide analogues include nucleotides having modifications in the chemical structure of the base, sugar and/or phosphate, including, but not limited to, 5-position pyrimidine modifications, 8-position purine modifications, modifications at cytosine exocyclic amines, substitution of 5-bromo-uracil, and the like; and 7-position sugar modifications, including but not limited to, sugar-modified ribonucleotides in which the 2'-OH is replaced by a group selected from H, OR, R, halo, SH, SR, NH₂, NHR, NR₂, or CN. Short hairpin RNAs (shRNAs) also can comprise non-natural elements such as non-natural bases, e.g., ionosin and xanthine, non-natural sugars, e.g., 7-methoxy ribose, or non-natural phosphodiester linkages, e.g., methylphosphonates, phosphorothioates and peptides.

Nucleic acid sequence: The phrase “nucleic acid sequence” refers to a single or double-stranded polymer of deoxyribonucleotide or ribonucleotide bases read from the 5'- to the 3'-end. It includes chromosomal DNA, self-replicating plasmids, infectious polymers of DNA or RNA and DNA or RNA that performs a primarily structural role. “Nucleic acid sequence” also refers to a consecutive list of abbreviations, letters, characters or words, which represent nucleotides. In one embodiment, a nucleic acid can be a “probe” which is a relatively short nucleic acid, usually less than 100 nucleotides in length. Often a nucleic acid probe is from about 50 nucleotides in length to about 10 nucleotides in length. A “target region” of a nucleic acid is a portion of a nucleic acid that is identified to be of interest. A “coding

region” of a nucleic acid is the portion of the nucleic acid, which is transcribed and translated in a sequence-specific manner to produce into a particular polypeptide or protein when placed under the control of appropriate regulatory sequences. The coding region is said to encode such a polypeptide or protein.

Oligonucleotide: The term “oligonucleotide” refers to an oligomer or polymer of ribonucleic acid (RNA) or deoxyribonucleic acid (DNA) or mimetics thereof, as well as oligonucleotides having non-naturally-occurring portions which function similarly. Such modified or substituted oligonucleotides are often preferred over native forms because of desirable properties such as, for example, enhanced cellular uptake, enhanced affinity for nucleic acid target and increased stability in the presence of nucleases. An oligonucleotide preferably includes two or more nucleomonomers covalently coupled to each other by linkages (e.g., phosphodiesters) or substitute linkages.

Overhang: An “overhang” is a relatively short single-stranded nucleotide sequence on the 5'- or 3'-hydroxyl end of a double-stranded oligonucleotide molecule (also referred to as an “extension,” “protruding end,” or “sticky end”).

Overlapping specificity: The term “overlapping specificity” when used herein related to expression specificity of two or more promoters means that the expression regulated by these promoters occur partly in the same plant tissues, developmental stages or conditions. For example, a promoter expressed in leaves and a promoter expressed in root and leaves have an overlap in expression specificity in the leaves of a plant.

Plant: is generally understood as meaning any eukaryotic single- or multi-celled organism or a cell, tissue, organ, part or propagation material (such as seeds or fruit) of same which is capable of photosynthesis. Included for the purpose of the invention are all genera and species of higher and lower plants of the Plant Kingdom. Annual, perennial, monocotyledonous and dicotyledonous plants are preferred. The term includes the mature plants, seed, shoots and seedlings and their derived parts, propagation material (such as seeds or microspores), plant organs, tissue, protoplasts, callus and other cultures, for example cell cultures, and any other type of plant cell grouping to give functional or structural units. Mature plants refer to plants at any desired developmental stage beyond that of the seedling. Seedling refers to a young immature plant at an early developmental stage. Annual, biennial, monocotyledonous and dicotyledonous plants are preferred host organisms for the generation of transgenic plants. The expression of genes is furthermore advantageous in all ornamental plants, useful or ornamental trees, flowers, cut flowers, shrubs or lawns. Plants which may be mentioned by way of example but not by limitation are angiosperms, bryophytes such as, for example, Hepaticae (liverworts) and Musci (mosses); Pteridophytes such as ferns, horsetail and club mosses; gymnosperms such as conifers, cycads, ginkgo and Gnetatae; algae such as Chlorophyceae, Phaeophyceae, Rhodophyceae, Myxophyceae, Xanthophyceae, Bacillariophyceae (diatoms), and Euglenophyceae. Preferred are plants which are used for food or feed purpose such as the families of the Leguminosae such as pea, alfalfa and soya; Gramineae such as rice, maize, wheat, barley, sorghum, millet, rye, triticale, or oats; the family of the Umbelliferae, especially the genus *Daucus*, very especially the species *carota* (carrot) and *Apium*, very especially the species *Graveolens dulce* (celery) and many others; the family of the Solanaceae, especially the genus *Lycopersicon*, very especially the species *esculentum* (tomato) and the genus *Solanum*, very especially

the species *tuberosum* (potato) and *melongena* (egg plant), and many others (such as tobacco); and the genus *Capsicum*, very especially the species *annuum* (peppers) and many others; the family of the Leguminosae, especially the genus *Glycine*, very especially the species *max* (soybean), alfalfa, pea, lucerne, beans or peanut and many others; and the family of the Cruciferae (Brassicaceae), especially the genus *Brassica*, very especially the species *napus* (oil seed rape), *campestris* (beet), *oleracea* cv Tastie (cabbage), *oleracea* cv Snowball Y (cauliflower) and *oleracea* cv Emperor (broccoli); and of the genus *Arabidopsis*, very especially the species *thaliana* and many others; the family of the Compositae, especially the genus *Lactuca*, very especially the species *sativa* (lettuce) and many others; the family of the Asteraceae such as sunflower, *Tagetes*, lettuce or *Calendula* and many other; the family of the Cucurbitaceae such as melon, pumpkin/squash or zucchini, and linseed. Further preferred are cotton, sugar cane, hemp, flax, chillies, and the various tree, nut and wine species.

Polypeptide: The terms “polypeptide”, “peptide”, “oligopeptide”, “polypeptide”, “gene product”, “expression product” and “protein” are used interchangeably herein to refer to a polymer or oligomer of consecutive amino acid residues.

Pre-protein: Protein, which is normally targeted to a cellular organelle, such as a chloroplast, and still comprising its transit peptide.

Primary transcript: The term “primary transcript” as used herein refers to a premature RNA transcript of a gene. A “primary transcript” for example still comprises introns and/or is not yet comprising a polyA tail or a cap structure and/or is missing other modifications necessary for its correct function as transcript such as for example trimming or editing.

Promoter: The terms “promoter”, or “promoter sequence” are equivalents and as used herein, refer to a DNA sequence which when ligated to a nucleotide sequence of interest is capable of controlling the transcription of the nucleotide sequence of interest into RNA. Such promoters can for example be found in the following public databases <http://www.grassius.org/grasspromdb.html>, <http://mendel.cs.rhul.ac.uk/mendel.php?topic=plantprom>, <http://ppdb.gene.nagoya-u.ac.jp/cgibin/index.cgi>. Promoters listed there may be addressed with the methods of the invention and are hereby included by reference. A promoter is located 5' (i.e., upstream), proximal to the transcriptional start site of a nucleotide sequence of interest whose transcription into mRNA it controls, and provides a site for specific binding by RNA polymerase and other transcription factors for initiation of transcription. Said promoter comprises for example the at least 10 kb, for example 5 kb or 2 kb proximal to the transcription start site. It may also comprise the at least 1500 bp proximal to the transcriptional start site, preferably the at least 1000 bp, more preferably the at least 500 bp, even more preferably the at least 400 bp, the at least 300 bp, the at least 200 bp or the at least 100 bp. In a further preferred embodiment, the promoter comprises the at least 50 bp proximal to the transcription start site, for example, at least 25 bp. The promoter does not comprise exon and/or intron regions or 5' untranslated regions. The promoter may for example be heterologous or homologous to the respective plant. A polynucleotide sequence is “heterologous to” an organism or a second polynucleotide sequence if it originates from a foreign species, or, if from the same species, is modified from its original form. For example, a promoter operably linked to a heterologous coding sequence refers to a coding sequence from a species different from that from

which the promoter was derived, or, if from the same species, a coding sequence which is not naturally associated with the promoter (e.g. a genetically engineered coding sequence or an allele from a different ecotype or variety). Suitable promoters can be derived from genes of the host cells where expression should occur or from pathogens for this host cells (e.g., plants or plant pathogens like plant viruses). A plant specific promoter is a promoter suitable for regulating expression in a plant. It may be derived from a plant but also from plant pathogens or it might be a synthetic promoter designed by man. If a promoter is an inducible promoter, then the rate of transcription increases in response to an inducing agent. Also, the promoter may be regulated in a tissue-specific or tissue preferred manner such that it is only or predominantly active in transcribing the associated coding region in a specific tissue type(s) such as leaves, roots or meristem. The term “tissue specific” as it applies to a promoter refers to a promoter that is capable of directing selective expression of a nucleotide sequence of interest to a specific type of tissue (e.g., petals) in the relative absence of expression of the same nucleotide sequence of interest in a different type of tissue (e.g., roots). Tissue specificity of a promoter may be evaluated by, for example, operably linking a reporter gene to the promoter sequence to generate a reporter construct, introducing the reporter construct into the genome of a plant such that the reporter construct is integrated into every tissue of the resulting transgenic plant, and detecting the expression of the reporter gene (e.g., detecting mRNA, protein, or the activity of a protein encoded by the reporter gene) in different tissues of the transgenic plant. The detection of a greater level of expression of the reporter gene in one or more tissues relative to the level of expression of the reporter gene in other tissues shows that the promoter is specific for the tissues in which greater levels of expression are detected. The term “cell type specific” as applied to a promoter refers to a promoter, which is capable of directing selective expression of a nucleotide sequence of interest in a specific type of cell in the relative absence of expression of the same nucleotide sequence of interest in a different type of cell within the same tissue. The term “cell type specific” when applied to a promoter also means a promoter capable of promoting selective expression of a nucleotide sequence of interest in a region within a single tissue. Cell type specificity of a promoter may be assessed using methods well known in the art, e.g., GUS activity staining, GFP protein or immunohistochemical staining. The term “constitutive” when made in reference to a promoter or the expression derived from a promoter means that the promoter is capable of directing transcription of an operably linked nucleic acid molecule in the absence of a stimulus (e.g., heat shock, chemicals, light, etc.) in the majority of plant tissues and cells throughout substantially the entire lifespan of a plant or part of a plant. Typically, constitutive promoters are capable of directing expression of a transgene in substantially any cell and any tissue.

Promoter specificity: The term “specificity” when referring to a promoter means the pattern of expression conferred by the respective promoter. The specificity describes the tissues and/or developmental status of a plant or part thereof, in which the promoter is conferring expression of the nucleic acid molecule under the control of the respective promoter. Specificity of a promoter may also comprise the environmental conditions, under which the promoter may be activated or down-regulated such as induction or repression by biological or environmental stresses such as cold, drought, wounding or infection.

Purified: As used herein, the term “purified” refers to molecules, either nucleic or amino acid sequences that are removed from their natural environment, isolated or separated. “Substantially purified” molecules are at least 60% free, preferably at least 75% free, and more preferably at least 90% free from other components with which they are naturally associated. A purified nucleic acid sequence may be an isolated nucleic acid sequence.

Recombinant: The term “recombinant” with respect to nucleic acid molecules refers to nucleic acid molecules produced by recombinant DNA techniques. Recombinant nucleic acid molecules as such do not exist in nature but are modified, changed, mutated or otherwise manipulated by man. A “recombinant nucleic acid molecule” is a non-naturally occurring nucleic acid molecule that differs in sequence from a naturally occurring nucleic acid molecule by at least one nucleic acid. The term “recombinant nucleic acid molecule” may also comprise a “recombinant construct” which comprises, preferably operably linked, a sequence of nucleic acid molecules, which are not naturally occurring in that order wherein each of the nucleic acid molecules may or may not be a recombinant nucleic acid molecule. Preferred methods for producing said recombinant nucleic acid molecule may comprise cloning techniques, directed or non-directed mutagenesis, synthesis or recombination techniques.

Sense: The term “sense” is understood to mean a nucleic acid molecule having a sequence which is complementary or identical to a target sequence, for example a sequence which binds to a protein transcription factor and which is involved in the expression of a given gene. According to a preferred embodiment, the nucleic acid molecule comprises a gene of interest and elements allowing the expression of the said gene of interest.

Starting sequence: The term “starting sequence” when used herein defines the sequence of a promoter of a defined specificity which is used as a reference sequence for analysis of the presence of motives. The starting sequence is referred to for the definition of the degree of identity to the sequences of the promoters of the invention. The starting sequence could be any wild-type, naturally occurring promoter sequence or any artificial promoter sequence. The sequence of a synthetic promoter sequence produced with the method of the invention may also be used as a starting sequence.

Substantially complementary: In its broadest sense, the term “substantially complementary”, when used herein with respect to a nucleotide sequence in relation to a reference or target nucleotide sequence, means a nucleotide sequence having a percentage of identity between the substantially complementary nucleotide sequence and the exact complementary sequence of said reference or target nucleotide sequence of at least 60%, more desirably at least 70%, more desirably at least 80% or 85%, preferably at least 90%, more preferably at least 93%, still more preferably at least 95% or 96%, yet still more preferably at least 97% or 98%, yet still more preferably at least 99% or most preferably 100% (the later being equivalent to the term “identical” in this context). Preferably identity is assessed over a length of at least 19 nucleotides, preferably at least 50 nucleotides, more preferably the entire length of the nucleic acid sequence to said reference sequence (if not specified otherwise below). Sequence comparisons are carried out using default GAP analysis with the University of Wisconsin GCG, SEQWEB application of GAP, based on the algorithm of Needleman and Wunsch (Needleman and Wunsch (1970) J Mol. Biol. 48: 443-453; as defined above). A nucleotide sequence “substantially complementary” to a reference nucleotide

sequence hybridizes to the reference nucleotide sequence under low stringency conditions, preferably medium stringency conditions, most preferably high stringency conditions (as defined above).

Transgene: The term “transgene” as used herein refers to any nucleic acid sequence, which is introduced into the genome of a cell by experimental manipulations. A transgene may be an “endogenous DNA sequence,” or a “heterologous DNA sequence” (i.e., “foreign DNA”). The term “endogenous DNA sequence” refers to a nucleotide sequence, which is naturally found in the cell into which it is introduced so long as it does not contain some modification (e.g., a point mutation, the presence of a selectable marker gene, etc.) relative to the naturally-occurring sequence.

Transgenic: The term transgenic when referring to an organism means transformed, preferably stably transformed, with a recombinant DNA molecule that preferably comprises a suitable promoter operatively linked to a DNA sequence of interest.

Vector: As used herein, the term “vector” refers to a nucleic acid molecule capable of transporting another nucleic acid molecule to which it has been linked. One type of vector is a genomic integrated vector, or “integrated vector”, which can become integrated into the chromosomal DNA of the host cell. Another type of vector is an episomal vector, i.e., a nucleic acid molecule capable of extra-chromosomal replication. Vectors capable of directing the expression of genes to which they are operatively linked are referred to herein as “expression vectors”. In the present specification, “plasmid” and “vector” are used interchangeably unless otherwise clear from the context. Expression vectors designed to produce RNAs as described herein in vitro or in vivo may contain sequences recognized by any RNA polymerase, including mitochondrial RNA polymerase, RNA pol I, RNA pol II, and RNA pol III. These vectors can be used to transcribe the desired RNA molecule in the cell according to this invention. A plant transformation vector is to be understood as a vector suitable in the process of plant transformation.

Wild-type: The term “wild-type”, “natural” or “natural origin” means with respect to an organism, polypeptide, or nucleic acid sequence, that said organism is naturally occurring or available in at least one naturally occurring organism which is not changed, mutated, or otherwise manipulated by man.

EXAMPLES

Chemicals and Common Methods

Unless indicated otherwise, cloning procedures carried out for the purposes of the present invention including restriction digest, agarose gel electrophoresis, purification of nucleic acids, ligation of nucleic acids, transformation, selection and cultivation of bacterial cells were performed as described (Sambrook et al., 1989). Sequence analyses of recombinant DNA were performed with a laser fluorescence DNA sequencer (Applied Biosystems, Foster City, Calif., USA) using the Sanger technology (Sanger et al., 1977). Unless described otherwise, chemicals and reagents were obtained from Sigma Aldrich (Sigma Aldrich, St. Louis, USA), from Promega (Madison, Wis., USA), Duchefa (Haarlem, The Netherlands) or Invitrogen (Carlsbad, Calif., USA). Restriction endonucleases were from New England Biolabs (Ipswich, Mass., USA) or Roche Diagnostics GmbH

(Penzberg, Germany). Oligonucleotides were synthesized by Eurofins MWG Operon (Ebersberg, Germany).

Example 1

1.1 Directed Permutation of the Promoter Sequence

Using publicly available data, two promoters showing seed specific expression in plants were selected for analyzing the effects of sequence permutation in periodic intervals throughout the full length of the promoter DNA sequence (WO2009016202, WO2009133145). The wildtype or starting sequences of the *Phaseolus vulgaris* p-PvARC5 (SEQ ID NO 1) (with the prefix p- denoting promoter) and the *Vicia faba* p-VfSBP (SEQ ID NO 3) promoters were analyzed and annotated for the occurrence of motives, boxes, cis-regulatory elements using e.g. the GEMS Launcher Software (www.genomatix.de) with default parameters (Core similarity 0.75, matrix similarity 0.75)

The “core sequence” of a matrix is defined as the usually 4 consecutive highest conserved positions of the matrix.

The core similarity is calculated as described here and in the papers related to MatInspector (Cartharius K, et al. (2005) Bioinformatics 21; Cartharius K (2005), DNA Press; Quandt K, et al (1995) Nucleic Acids Res. 23.

The maximum core similarity of 1.0 is only reached when the highest conserved bases of a matrix match exactly in the sequence. More important than the core similarity is the matrix similarity which takes into account all bases over the whole matrix length. The matrix similarity is calculated as described here and in the MatInspector paper. A perfect match to the matrix gets a score of 1.00 (each sequence position corresponds to the highest conserved nucleotide at that position in the matrix), a “good” match to the matrix has a similarity of >0.80.

Mismatches in highly conserved positions of the matrix decrease the matrix similarity more than mismatches in less conserved regions.

Opt gives the Optimized matrix threshold: This matrix similarity is the optimized value defined in a way that a minimum number of matches is found in non-regulatory test sequences (i.e. with this matrix similarity the number of false positive matches is minimized). This matrix similarity is used when the user checks “Optimized” as the matrix similarity threshold for MatInspector.

In the following, the DNA sequences of the promoters were permuted according to the method of the invention to yield p-PvArc5_perm (SEQ ID NO 2) and p-VfSBP_perm (SEQ ID NO 4). In case of the p-PvArc5 promoter 6.6% of the motives not associated with seed specific/preferential expression and transcription initiation have been altered, in case of the p-VfSBP 7.8%. DNA permutation was conducted in a way to not affect cis regulatory elements which have been associated previously with seed specific gene expression or initiation of transcription and permutations were distributed periodically over the full promoter DNA sequence with less than 46 nucleotides between permuted nucleotide positions and within a stretch of 5 nucleotides having at least one nucleotide permuted. Permutations were carried out with the aim to keep most of the cis regulatory elements, boxes, motives present in the native promoter and to avoid creating new putative cis regulatory elements, boxes, motives.

The list of motives, boxes, cis regulatory elements in the PvARC5 promoters before and after the permutation are shown in Table 1 and 2.

The list of motives, boxes, cis regulatory elements in the VfSBP promoters before and after the permutation are shown in Table 3 and 4.

Empty lines resemble motives, boxes, cis regulatory elements not found in one sequence but present in the corresponding sequence, hence, motives, boxes, cis regulatory elements that were deleted from the starting sequence or that were introduced into the permuted sequence.

TABLE 1

Boxes and Motifs identified in the starting sequence of the PvARC5 promoter							
PvARC5 promoter			Position				
Family	Further Family Information	Matrix	Opt.	Position from-to	Strand	Core sim.	Matrix sim.
PSPSRE	Pollen-specific regulatory elements	P\$GAAA.01	0.83	9-25	(+)	1	0.862
PSIDDF	ID domain factors	P\$ID1.01	0.92	36-48	(-)	1	0.922
P\$MYBL	MYB-like proteins	P\$ATMYB77.01	0.87	47-63	(+)	1	0.887
P\$RAV5	5'-part of bipartite RAV1 binding site	P\$RAV1-5.01	0.96	48-58	(+)	1	0.96
P\$MYBL	MYB-like proteins	P\$GAMYB.01	0.91	52-68	(-)	1	0.932
O\$INRE	Core promoter initiator elements	O\$DINR.01	0.94	75-85	(+)	0.97	0.988
P\$AHBP	<i>Arabidopsis</i> homeobox protein	P\$WUS.01	0.94	84-94	(-)	1	0.963
P\$MIIG	MYB IIG-type binding sites	P\$PALBOXL.01	0.80	87-101	(+)	0.84	0.806
P\$NCS1	Nodulin consensus sequence 1	P\$NCS1.01	0.85	106-116	(+)	1	0.99
P\$GAPB	GAP-Box (light response elements)	P\$GAP.01	0.88	108-122	(+)	0.81	0.884
P\$AHBP	<i>Arabidopsis</i> homeobox protein	P\$WUS.01	0.94	110-120	(-)	1	0.963
P\$TEFB	TEF-box	P\$TEF1.01	0.76	111-131	(-)	0.96	0.761
P\$CCAF	Circadian control factors	P\$CCA1.01	0.85	113-127	(+)	0.77	0.856
P\$IBOX	Plant I-Box sites	P\$GATA.01	0.93	121-137	(-)	1	0.964
P\$GAGA	GAGA elements	P\$GAGABP.01	0.75	125-149	(-)	0.75	0.768

TABLE 1-continued

Boxes and Motifs identified in the starting sequence of the PvARC5 promoter							
PvARC5 promotor				Position			
Family	Further Family Information	Matrix	Opt.	Position from-to	Strand	Core sim.	Matrix sim.
P\$NCS2	Nodulin consensus sequence 2	P\$NCS2.01	0.79	126-140	(+)	1	0.799
P\$AHBP	<i>Arabidopsis</i> homeobox protein	P\$HAHB4.01	0.87	144-154	(-)	1	0.923
P\$AHBP	<i>Arabidopsis</i> homeobox protein	P\$BLR.01	0.90	147-157	(-)	1	0.928
O\$VTBP	Vertebrate TA-TA binding protein factor	O\$LTATA.01	0.82	151-167	(+)	1	0.839
P\$NCS1	Nodulin consensus sequence 1	P\$NCS1.01	0.85	164-174	(-)	1	0.898
P\$L1BX	L1 box, motif for L1 layer-specific expression	P\$ATML1.01	0.82	175-191	(+)	0.75	0.872
P\$AHBP	<i>Arabidopsis</i> homeobox protein	P\$ATHB5.01	0.89	177-187	(+)	0.83	0.902
P\$AHBP	<i>Arabidopsis</i> homeobox protein	P\$ATHB5.01	0.89	177-187	(-)	1	1
O\$VTBP	Vertebrate TA-TA binding protein factor	O\$ATATA.01	0.78	184-200	(+)	0.75	0.797
P\$TELO	Telo box (plant interstitial telomere motifs)	P\$ATPURA.01	0.85	186-200	(-)	0.75	0.857
P\$NCS2	Nodulin consensus sequence 2	P\$NCS2.01	0.79	213-227	(-)	1	0.826
P\$SUCB	Sucrose box	P\$SUCROSE.01	0.81	233-251	(+)	0.75	0.824
P\$MYBL	MYB-like proteins	P\$MYBPH3.02	0.76	238-254	(+)	0.82	0.798
P\$NCS1	Nodulin consensus sequence 1	P\$NCS1.01	0.85	261-271	(-)	1	0.851
P\$MYBL	MYB-like proteins	P\$MYBPH3.02	0.76	264-280	(+)	1	0.774
O\$VTBP	Vertebrate TA-TA binding protein factor	O\$ATATA.01	0.78	267-283	(+)	1	0.872
P\$SPF1	Sweet potato DNA-binding factor with two WRKY-domains	P\$SP8BF.01	0.87	298-310	(-)	1	0.872
P\$BRRE	Brassinosteroid (BR) response element	P\$BZR1.01	0.95	303-319	(-)	1	0.953
P\$L1BX	L1 box, motif for L1 layer-specific expression	P\$ATML1.02	0.76	319-335	(+)	0.89	0.762
P\$GBOX	Plant G-box/C-box bZIP proteins	P\$TGA1.01	0.90	327-347	(-)	1	0.909
P\$GTBX	GT-box elements	P\$GT1.01	0.85	337-353	(+)	1	0.854
P\$IBOX	Plant I-Box sites	P\$GATA.01	0.93	337-353	(-)	1	0.935
P\$OPAQ	Opaque-2 like transcriptional activators	P\$O2.01	0.87	351-367	(-)	1	0.919
P\$GTBX	GT-box elements	P\$S1F.01	0.79	362-378	(-)	0.75	0.797
P\$AHBP	<i>Arabidopsis</i> homeobox protein	P\$ATHB9.01	0.77	367-377	(-)	1	0.788
P\$AHBP	<i>Arabidopsis</i> homeobox protein	P\$HAHB4.01	0.87	367-377	(+)	1	0.926
P\$GTBX	GT-box elements	P\$SBF1.01	0.87	367-383	(+)	1	0.894
P\$L1BX	L1 box, motif for L1 layer-specific expression	P\$ATML1.01	0.82	369-385	(+)	1	0.827
P\$AHBP	<i>Arabidopsis</i> homeobox protein	P\$WUS.01	0.94	371-381	(-)	1	1
O\$VTBP	Vertebrate TATA binding protein factor	O\$LTATA.01	0.82	396-412	(-)	1	0.857
P\$LREM	Light responsive element motif, not modulated by different light qualities	P\$RAP22.01	0.85	397-407	(+)	1	0.921

TABLE 1-continued

Boxes and Motifs identified in the starting sequence of the PvARC5 promoter							
PvARC5 promoter				Position			
Family	Further Family Information	Matrix	Opt.	Position from-to	Strand	Core sim.	Matrix sim.
P\$AHBP	<i>Arabidopsis</i> homeobox protein	P\$HAHB4.01	0.87	401-411	(-)	1	0.916
P\$MYBL	MYB-like proteins	P\$WER.01	0.87	403-419	(-)	1	0.9
P\$MYBS	MYB proteins with single DNA binding repeat	P\$OSMYBS.01	0.82	416-432	(+)	0.75	0.837
P\$TELO	Telo box (plant interstitial telomere motifs)	P\$ATPURA.01	0.85	440-454	(-)	0.75	0.854
P\$SUCB	Sucrose box	P\$SUCROSE.01	0.81	461-479	(-)	0.75	0.826
P\$AHBP	<i>Arabidopsis</i> homeobox protein	P\$HAHB4.01	0.87	468-478	(+)	1	0.892
O\$VTBP	Vertebrate TATA binding protein factor	O\$VTATA.01	0.90	473-489	(-)	1	0.913
O\$PTBP	Plant TATA binding protein factor	O\$PTATA.01	0.88	476-490	(-)	1	0.889
P\$PSRE	Pollen-specific regulatory elements	P\$GAAA.01	0.83	482-498	(+)	1	0.831
P\$HMGF	High mobility group factors	P\$HMG_IY.01	0.89	499-513	(-)	1	0.91
P\$SUCB	Sucrose box	P\$SUCROSE.01	0.81	499-517	(-)	1	0.878
P\$GTBX	GT-box elements	P\$SBF1.01	0.87	509-525	(-)	1	0.885
P\$GARP	Myb-related DNA binding proteins (Golden2, ARR, Psr)	P\$ARR10.01	0.97	540-548	(+)	1	0.976
P\$AHBP	<i>Arabidopsis</i> homeobox protein	P\$ATHB9.01	0.77	558-568	(-)	1	0.775
P\$L1BX	L1 box, motif for L1 layer-specific expression	P\$PDF2.01	0.85	558-574	(-)	1	0.865
P\$NCS1	Nodulin consensus sequence 1	P\$NCS1.01	0.85	558-568	(-)	0.88	0.927
P\$EINL	Ethylen insensitive 3 like factors	P\$TEIL.01	0.92	572-580	(+)	1	0.921
P\$AHBP	<i>Arabidopsis</i> homeobox protein	P\$ATHB5.01	0.89	583-593	(+)	0.94	0.977
P\$AHBP	<i>Arabidopsis</i> homeobox protein	P\$ATHB5.01	0.89	583-593	(-)	0.83	0.94
P\$L1BX	L1 box, motif for L1 layer-specific expression	P\$HDG9.01	0.77	607-623	(+)	1	0.772
P\$IBOX	Plant I-Box sites	P\$IBOX.01	0.81	610-626	(+)	0.75	0.824
P\$MYBS	MYB proteins with single DNA binding repeat	P\$MYBST1.01	0.90	613-629	(-)	1	0.953
P\$IBOX	Plant I-Box sites	P\$GATA.01	0.93	616-632	(+)	1	0.942
P\$TEFB	TEF-box	P\$TEF1.01	0.76	616-636	(+)	0.96	0.778
P\$MYBS	MYB proteins with single DNA binding repeat	P\$TAMYB80.01	0.83	625-641	(-)	1	0.859
O\$PTBP	Plant TATA binding protein factor	O\$PTATA.02	0.90	631-645	(+)	1	0.927
O\$PTBP	Plant TATA binding protein factor	O\$PTATA.02	0.90	632-646	(-)	1	0.929
O\$VTBP	Vertebrate TATA binding protein factor	O\$ATATA.01	0.78	646-662	(-)	0.75	0.825
P\$L1BX	L1 box, motif for L1 layer-specific expression	P\$HDG9.01	0.77	648-664	(+)	1	0.791
P\$HMGF	High mobility group factors	P\$HMG_IY.01	0.89	649-663	(-)	1	0.902

TABLE 1-continued

Boxes and Motifs identified in the starting sequence of the PvARC5 promoter							
PvARC5 promotor			Position				
Family	Further Family Information	Matrix	Opt.	Position from-to	Strand	Core sim.	Matrix sim.
P\$DOFF	DNA binding with one finger (DOF)	P\$PBF.01	0.97	654-670	(+)	1	0.979
P\$LREM	Light responsive element motif, not modulated by different light qualities	P\$RAP22.01	0.85	682-692	(-)	1	0.975
P\$TEFB	TEF-box	P\$TEF1.01	0.76	696-716	(-)	0.84	0.78
P\$MYBL	MYB-like proteins	P\$CARE.01	0.83	699-715	(-)	1	0.88
P\$LEGB	Legumin Box family	P\$RY.01	0.87	704-730	(+)	1	0.94
P\$GBOX	Plant G-box/C-box bZIP proteins	P\$BZIP910.01	0.77	716-736	(-)	0.75	0.856
P\$GBOX	Plant G-box/C-box bZIP proteins	P\$ROM.01	0.85	717-737	(+)	1	1
P\$ABRE	ABA response elements	P\$ABF1.03	0.82	719-735	(-)	0.75	0.857
P\$GBOX	Plant G-box/C-box bZIP proteins	P\$BZIP910.02	0.84	722-742	(-)	0.75	0.862
P\$MYCL	Myc-like basic helix-loop-helix binding factors	P\$MYCRS.01	0.93	739-757	(-)	0.86	0.943
P\$OPAQ	Opaque-2 like transcriptional activators	P\$GCN4.01	0.81	745-761	(-)	1	0.85
P\$AREF	Auxin response element	P\$ARE.01	0.93	747-759	(+)	1	0.941
P\$TEFB	TEF-box	P\$TEF1.01	0.76	783-803	(-)	0.84	0.78
P\$MYBL	MYB-like proteins	P\$CARE.01	0.83	786-802	(-)	1	0.876
P\$LEGB	Legumin Box family	P\$RY.01	0.87	788-814	(-)	1	0.929
P\$LEGB	Legumin Box family	P\$RY.01	0.87	791-817	(+)	1	0.984
P\$ROOT	Root hair-specific cis-elements in angiosperms	P\$RHE.01	0.77	796-820	(+)	1	0.812
P\$GBOX	Plant G-box/C-box bZIP proteins	P\$CPRF.01	0.95	803-823	(-)	1	0.989
P\$GBOX	Plant G-box/C-box bZIP proteins	P\$CPRF.01	0.95	804-824	(+)	1	0.98
P\$MYCL	Myc-like basic helix-loop-helix binding factors	P\$MYCRS.01	0.93	804-822	(-)	1	0.956
P\$ABRE	ABA response elements	P\$ABRE.01	0.82	805-821	(+)	1	0.874
P\$MYCL	Myc-like basic helix-loop-helix binding factors	P\$PIF3.01	0.82	805-823	(+)	1	0.914
P\$OPAQ	Opaque-2 like transcriptional activators	P\$RITA1.01	0.95	805-821	(-)	1	0.992
P\$ABRE	ABA response elements	P\$ABF1.03	0.82	806-822	(-)	1	0.977
P\$OPAQ	Opaque-2 like transcriptional activators	P\$RITA1.01	0.95	806-822	(+)	1	0.973
P\$OCSE	Enhancer element first identified in the promoter of the octopine synthase gene (OCS) of the <i>Agrobacterium tumefaciens</i> T-DNA	P\$OCSTF.01	0.73	809-829	(-)	0.85	0.747
P\$GTBX	GT-box elements	P\$S1F.01	0.79	823-839	(-)	1	0.794
P\$LFYB	LFY binding site	P\$LFY.01	0.93	839-851	(-)	0.91	0.935

TABLE 1-continued

Boxes and Motifs identified in the starting sequence of the PvARC5 promoter							
PvARC5 promoter			Position				
Family	Further Family Information	Matrix	Opt.	Position from-to	Strand	Core sim.	Matrix sim.
P\$LEGB	Legumin Box family	P\$RY.01	0.87	840-866	(-)	1	0.948
P\$LEGB	Legumin Box family	P\$RY.01	0.87	843-869	(+)	1	0.966
P\$LEGB	Legumin Box family	P\$IDE1.01	0.77	847-873	(+)	1	0.779
P\$GBOX	Plant G-box/C-box bZIP proteins	P\$BZIP910.01	0.77	855-875	(-)	0.75	0.856
P\$GBOX	Plant G-box/C-box bZIP proteins	P\$ROM.01	0.85	856-876	(+)	1	1
P\$ABRE	ABA response elements	P\$ABF1.03	0.82	858-874	(-)	0.75	0.857
P\$GBOX	Plant G-box/C-box bZIP proteins	P\$BZIP910.02	0.84	861-881	(-)	0.75	0.862
P\$SALT	Salt/drought responsive elements	P\$ALFIN1.02	0.95	871-885	(-)	1	0.963
P\$LEGB	Legumin Box family	P\$RY.01	0.87	895-921	(+)	1	0.927
P\$GBOX	Plant G-box/C-box bZIP proteins	P\$BZIP910.01	0.77	907-927	(-)	0.75	0.856
P\$GBOX	Plant G-box/C-box bZIP proteins	P\$ROM.01	0.85	908-928	(+)	1	0.938
P\$ABRE	ABA response elements	P\$ABF1.03	0.82	910-926	(-)	0.75	0.857
P\$GBOX	Plant G-box/C-box bZIP proteins	P\$BZIP910.02	0.84	913-933	(-)	0.75	0.871
P\$MADS	MADS box proteins	P\$SQUA.01	0.90	960-980	(-)	1	0.908
P\$L1BX	L1 box, motif for L1 layer-specific expression	P\$PDF2.01	0.85	963-979	(+)	1	0.856
P\$LREM	Light responsive element motif, not modulated by different light qualities	P\$RAP22.01	0.85	972-982	(+)	1	0.858
O\$PTBP	Plant TATA binding protein factor	O\$PTATA.01	0.88	974-988	(-)	0.83	0.886
O\$VTBP	Vertebrate TATA binding protein factor	O\$ATATA.01	0.78	974-990	(+)	0.75	0.83
O\$VTBP	Vertebrate TATA binding protein factor	O\$MTATA.01	0.84	976-992	(+)	1	0.843
P\$MYBL	MYB-like proteins	P\$MYBPH3.02	0.76	983-999	(-)	1	0.787
P\$SUCB	Sucrose box	P\$SUCROSE.01	0.81	984-1002	(-)	1	0.818
P\$AHBP	<i>Arabidopsis</i> homeobox protein	P\$ATHB1.01	0.90	991-1001	(+)	1	0.989
P\$AHBP	<i>Arabidopsis</i> homeobox protein	P\$HAHB4.01	0.87	991-1001	(-)	1	0.943
P\$HMGF	High mobility group factors	P\$HMG_IY.01	0.89	992-1006	(+)	1	0.913
P\$SPF1	Sweet potato DNA-binding factor with two WRKY-domains	P\$SP8BF.01	0.87	1003-1015	(+)	1	0.881
P\$OCSE	Enhancer element first identified in the promoter of the octopine synthase gene (OCS) of the <i>Agrobacterium tumefaciens</i> T-DNA	P\$OCSTF.01	0.73	1004-1024	(+)	1	0.776
P\$GBOX	Plant G-box/C-box bZIP proteins	P\$UPRE.01	0.86	1009-1029	(-)	1	0.974

TABLE 1-continued

Boxes and Motifs identified in the starting sequence of the PvARC5 promoter							
PvARC5 promoter			Position				
Family	Further Family Information	Matrix	Opt.	Position from-to	Strand	Core sim.	Matrix sim.
P\$GBOX	Plant G-box/C-box bZIP proteins	P\$TGA1.01	0.90	1010-1030	(+)	1	0.991
P\$ABRE	ABA response elements	P\$ABF1.03	0.82	1011-1027	(+)	1	0.828
P\$OPAQ	Opaque-2 like transcriptional activators	P\$O2.01	0.87	1011-1027	(-)	1	0.99
P\$OPAQ	Opaque-2 like transcriptional activators	P\$O2_GC4.01	0.81	1012-1028	(+)	0.95	0.893
P\$ROOT	Root hair-specific cis-elements in angiosperms	P\$RHE.01	0.77	1013-1037	(-)	1	0.771
P\$LEGB	Legumin Box family	P\$LEGB.01	0.65	1025-1051	(+)	1	0.656
P\$AHBP	<i>Arabidopsis</i> homeobox protein	P\$ATHB5.01	0.89	1042-1052	(+)	0.83	0.902
P\$AHBP	<i>Arabidopsis</i> homeobox protein	P\$ATHB5.01	0.89	1042-1052	(-)	1	1
P\$GTBX	GT-box elements	P\$SBF1.01	0.87	1045-1061	(+)	1	0.904
O\$INRE	Core promoter initiator elements	O\$DINR.01	0.94	1070-1080	(-)	0.97	0.949
P\$CCAF	Circadian control factors	P\$CCA1.01	0.85	1093-1107	(-)	1	0.952
P\$L1BX	L1 box, motif for L1 layer-specific expression	P\$ATML1.01	0.82	1098-1114	(-)	0.75	0.843
P\$CARM	CA-rich motif	P\$CARICH.01	0.78	1102-1120	(-)	1	0.791
P\$MADS	MADS box proteins	P\$SQUA.01	0.90	1108-1128	(-)	1	0.928
O\$PTBP	Plant TATA binding protein factor	O\$PTATA.01	0.88	1111-1125	(+)	1	0.961
O\$VTBP	Vertebrate TATA binding protein factor	O\$VTATA.01	0.90	1112-1128	(+)	1	0.968
P\$LEGB	Legumin Box family	P\$RY.01	0.87	1130-1156	(-)	1	0.922
P\$AHBP	<i>Arabidopsis</i> homeobox protein	P\$WUS.01	0.94	1135-1145	(+)	1	1
P\$LEGB	Legumin Box family	P\$RY.01	0.87	1138-1164	(-)	1	0.914
P\$ROOT	Root hair-specific cis-elements in angiosperms	P\$RHE.01	0.77	1138-1162	(+)	0.75	0.794
P\$L1BX	L1 box, motif for L1 layer-specific expression	P\$ATML1.01	0.82	1141-1157	(+)	0.75	0.833

TABLE 2

Boxes and Motifs identified in the permuted sequence of the PvARC5 promoter.							
PvARC5 promoter permuted			Position				
Family	Further Family Information	Matrix	Opt.	Position from-to	Strand	Core sim.	Matrix sim.
P\$PSRE	Pollen-specific regulatory elements	P\$GAAA.01	0.83	9-25	(+)	1	0.862
P\$IDDF	ID domain factors	P\$ID1.01	0.92	36-48	(-)	1	0.922
P\$MYBL	MYB-like proteins	P\$ATMYB77.01	0.87	47-63	(+)	1	0.887
P\$RAV5	5'-part of bipartite RAV1 binding site	P\$RAV1-5.01	0.96	48-58	(+)	1	0.96
P\$MYBL	MYB-like proteins	P\$GAMYB.01	0.91	52-68	(-)	1	0.932
P\$STKM	Storekeeper motif	P\$STK.01	0.85	58-72	(+)	0.79	0.894

TABLE 2-continued

Boxes and Motifs identified in the permuted sequence of the PvARC5 promoter.							
PvARC5 promotor permuted							
Family	Further Family Information	Matrix	Opt.	Position from-to	Strand	Core sim.	Matrix sim.
P\$MYBL	MYB-like proteins	P\$MYBPH3.01	0.80	59-75	(+)	0.75	0.806
P\$L1BX	L1 box, motif for L1 layer-specific expression	P\$ATML1.02	0.76	62-78	(+)	0.89	0.791
O\$INRE	Core promoter initiator elements	O\$DINR.01	0.94	75-85	(+)	0.97	0.988
P\$AHBP	<i>Arabidopsis</i> homeobox protein	P\$WUS.01	0.94	84-94	(-)	1	0.963
P\$MIIG	MYB IIG-type binding sites	P\$PALBOXL.01	0.80	87-101	(+)	0.84	0.806
P\$NCS1	Nodulin consensus sequence 1	P\$NCS1.01	0.85	106-116	(+)	1	0.99
P\$GAPB	GAP-Box (light response elements)	P\$GAP.01	0.88	108-122	(+)	0.81	0.884
P\$AHBP	<i>Arabidopsis</i> homeobox protein	P\$WUS.01	0.94	110-120	(-)	1	0.963
P\$IBOX	Plant I-Box sites	P\$GATA.01	0.93	121-137	(-)	1	0.939
P\$GAGA	GAGA elements	P\$GAGABP.01	0.75	125-149	(-)	0.75	0.764
P\$NCS2	Nodulin consensus sequence 2	P\$NCS2.01	0.79	126-140	(+)	1	0.799
P\$AHBP	<i>Arabidopsis</i> homeobox protein	P\$HAHB4.01	0.87	144-154	(-)	1	0.923
P\$AHBP	<i>Arabidopsis</i> homeobox protein	P\$BLR.01	0.90	147-157	(-)	1	0.928
O\$VTBP	Vertebrate TATA binding protein factor	O\$ATATA.01	0.78	149-165	(+)	1	0.78
O\$VTBP	Vertebrate TATA binding protein factor	O\$LTATA.01	0.82	151-167	(+)	1	0.825
P\$NCS1	Nodulin consensus sequence 1	P\$NCS1.01	0.85	164-174	(-)	1	0.898
P\$L1BX	L1 box, motif for L1 layer-specific expression	P\$ATML1.01	0.82	175-191	(+)	0.75	0.872
P\$AHBP	<i>Arabidopsis</i> homeobox protein	P\$ATHB5.01	0.89	177-187	(+)	0.83	0.902
P\$AHBP	<i>Arabidopsis</i> homeobox protein	P\$ATHB5.01	0.89	177-187	(-)	1	1
O\$VTBP	Vertebrate TATA binding protein factor	O\$ATATA.01	0.78	184-200	(+)	0.75	0.797
P\$TELO	Telo box (plant interstitial telomere motifs)	P\$ATPURA.01	0.85	186-200	(-)	0.75	0.857
P\$PSRE	Pollen-specific regulatory elements	P\$GAAA.01	0.83	188-204	(-)	1	0.843
P\$NCS2	Nodulin consensus sequence 2	P\$NCS2.01	0.79	213-227	(-)	1	0.826
P\$IBOX	Plant I-Box sites	P\$GATA.01	0.93	221-237	(+)	1	1
P\$SUCB	Sucrose box	P\$SUCROSE.01	0.81	233-251	(+)	0.75	0.824
P\$MYBL	MYB-like proteins	P\$MYBPH3.02	0.76	238-254	(+)	0.82	0.798
P\$SUCB	Sucrose box	P\$SUCROSE.01	0.81	243-261	(-)	0.75	0.824
P\$AHBP	<i>Arabidopsis</i> homeobox protein	P\$HAHB4.01	0.87	250-260	(+)	1	0.892
P\$PSRE	Pollen-specific regulatory elements	P\$GAAA.01	0.83	257-273	(+)	1	0.881
P\$NCS1	Nodulin consensus sequence 1	P\$NCS1.01	0.85	261-271	(-)	1	0.851
P\$MYBL	MYB-like proteins	P\$MYBPH3.02	0.76	264-280	(+)	1	0.774
O\$VTBP	Vertebrate TATA binding protein factor	O\$ATATA.01	0.78	267-283	(+)	1	0.872
P\$MYBL	MYB-like proteins	P\$GAMYB.01	0.91	289-305	(-)	1	0.919
P\$SPF1	Sweet potato DNA-binding factor with two WRKY-domains	P\$SP8BF.01	0.87	298-310	(-)	1	0.872

TABLE 2-continued

Boxes and Motifs identified in the permuted sequence of the PvARC5 promoter.							
PvARC5 promotor permuted							
Family	Further Family Information	Matrix	Opt.	Position from-to	Strand	Core sim.	Matrix sim.
P\$BRRE	Brassinosteroid (BR) response element	P\$BZR1.01	0.95	303-319	(-)	1	0.953
P\$GBOX	Plant G-box/C-box bZIP proteins	P\$TGA1.01	0.90	327-347	(-)	1	0.909
P\$GTBX	GT-box elements	P\$GT1.01	0.85	337-353	(+)	1	0.854
P\$IBOX	Plant I-Box sites	P\$GATA.01	0.93	337-353	(-)	1	0.935
P\$PSRE	Pollen-specific regulatory elements	P\$GAAA.01	0.83	342-358	(-)	1	0.896
P\$AHBP	<i>Arabidopsis</i> homeobox protein	P\$ATHB9.01	0.77	343-353	(-)	1	0.869
P\$NCS1	Nodulin consensus sequence 1	P\$NCS1.01	0.85	343-353	(-)	0.88	0.915
P\$GTBX	GT-box elements	P\$S1F.01	0.79	344-360	(-)	0.75	0.827
O\$INRE	Core promoter initiator elements	O\$DINR.01	0.94	345-355	(+)	0.97	0.945
P\$OPAQ	Opaque-2 like transcriptional activators	P\$O2.01	0.87	351-367	(-)	1	0.919
P\$GTBX	GT-box elements	P\$S1F.01	0.79	362-378	(-)	0.75	0.797
P\$AHBP	<i>Arabidopsis</i> homeobox protein	P\$ATHB9.01	0.77	367-377	(-)	1	0.788
P\$AHBP	<i>Arabidopsis</i> homeobox protein	P\$HAHB4.01	0.87	367-377	(+)	1	0.926
P\$GTBX	GT-box elements	P\$SBF1.01	0.87	367-383	(+)	1	0.894
P\$L1BX	L1 box, motif for L1 layer-specific expression	P\$ATML1.01	0.82	369-385	(+)	1	0.827
P\$AHBP	<i>Arabidopsis</i> homeobox protein	P\$WUS.01	0.94	371-381	(-)	1	1
P\$MYBL	MYB-like proteins	P\$ATMYB77.01	0.87	376-392	(-)	0.86	0.924
P\$CCAF	Circadian control factors	P\$CCA1.01	0.85	387-401	(+)	1	0.851
P\$SUCB	Sucrose box	P\$SUCROSE.01	0.81	392-410	(+)	1	0.864
O\$VTBP	Vertebrate TATA binding protein factor	O\$LTATA.01	0.82	396-412	(-)	1	0.852
P\$LREM	Light responsive element motif, not modulated by different light qualities	P\$RAP22.01	0.85	397-407	(+)	1	0.911
P\$AHBP	<i>Arabidopsis</i> homeobox protein	P\$HAHB4.01	0.87	401-411	(-)	1	0.916
P\$MYBL	MYB-like proteins	P\$WER.01	0.87	403-419	(-)	1	0.9
P\$MYBS	MYB proteins with single DNA binding repeat	P\$OSMYBS.01	0.82	416-432	(+)	0.75	0.829
P\$L1BX	L1 box, motif for L1 layer-specific expression	P\$ATML1.01	0.82	420-436	(-)	0.75	0.821
O\$VTBP	Vertebrate TA-TA binding protein factor	O\$ATATA.01	0.78	426-442	(+)	0.75	0.819
P\$GTBX	GT-box elements	P\$SBF1.01	0.87	426-442	(-)	1	0.902
P\$MYBL	MYB-like proteins	P\$MYBPH3.02	0.76	428-444	(-)	1	0.772
P\$OCSE	Enhancer element first identified in the promoter of the octopine synthase gene (OCS) of the <i>Agrobacterium tumefaciens</i> T-DNA	P\$OCSL.01	0.69	428-448	(+)	0.77	0.692
P\$TELO	Telo box (plant interstitial telomere motifs)	P\$ATPURA.01	0.85	440-454	(-)	0.75	0.854

TABLE 2-continued

Boxes and Motifs identified in the permuted sequence of the PvARC5 promoter.							
PvARC5 promotor permuted							
Family	Further Family Information	Matrix	Opt.	Position from-to	Strand	Core sim.	Matrix sim.
P\$AHBP	<i>Arabidopsis</i> homeobox protein	P\$ATHB5.01	0.89	455-465	(+)	0.83	0.902
P\$AHBP	<i>Arabidopsis</i> homeobox protein	P\$HAHB4.01	0.87	455-465	(-)	1	0.979
P\$SUCB	Sucrose box	P\$SUCROSE.01	0.81	461-479	(-)	0.75	0.815
P\$AHBP	<i>Arabidopsis</i> homeobox protein	P\$HAHB4.01	0.87	468-478	(+)	1	0.901
O\$VTBP	Vertebrate TA-TA binding protein factor	O\$VTATA.01	0.90	473-489	(-)	1	0.913
O\$PTBP	Plant TATA binding protein factor	O\$PTATA.01	0.88	476-490	(-)	1	0.889
O\$VTBP	Vertebrate TA-TA binding protein factor	O\$ATATA.01	0.78	489-505	(-)	0.75	0.825
PSL1BX	L1 box, motif for L1 layer-specific expression	P\$HDG9.01	0.77	491-507	(+)	1	0.791
P\$HMGF	High mobility group factors	P\$HMG_IY.01	0.89	492-506	(-)	1	0.902
P\$CCAF	Circadian control factors	P\$CCA1.01	0.85	498-512	(+)	0.76	0.862
P\$HMGF	High mobility group factors	P\$HMG_IY.01	0.89	499-513	(-)	1	0.909
P\$SUCB	Sucrose box	P\$SUCROSE.01	0.81	499-517	(-)	1	0.827
P\$GTBX	GT-box elements	P\$SBF1.01	0.87	509-525	(-)	1	0.885
P\$SPF1	Sweet potato DNA-binding factor with two WRKY-domains	P\$SP8BF.01	0.87	520-532	(-)	1	0.905
P\$WBXF	W Box family	P\$WRKY.01	0.92	526-542	(-)	1	0.936
P\$GARP	Myb-related DNA binding proteins (Golden2, ARR, Psr)	P\$ARR10.01	0.97	540-548	(+)	1	0.976
P\$AHBP	<i>Arabidopsis</i> homeobox protein	P\$ATHB9.01	0.77	558-568	(-)	1	0.775
PSL1BX	L1 box, motif for L1 layer-specific expression	P\$PDF2.01	0.85	558-574	(-)	1	0.865
P\$NCS1	Nodulin consensus sequence 1	P\$NCS1.01	0.85	558-568	(-)	0.88	0.927
P\$EINL	Ethylene insensitive 3 like factors	P\$TEIL.01	0.92	572-580	(+)	1	0.921
P\$SBPD	SBP-domain proteins	P\$SBP.01	0.88	573-589	(+)	1	0.885
P\$AHBP	<i>Arabidopsis</i> homeobox protein	P\$ATHB5.01	0.89	583-593	(+)	0.94	0.977
P\$AHBP	<i>Arabidopsis</i> homeobox protein	P\$ATHB5.01	0.89	583-593	(-)	0.83	0.94
P\$MYCL	Myc-like basic helix-loop-helix binding factors	P\$MYCRS.01	0.93	591-609	(-)	0.86	0.958
P\$OPAQ	Opaque-2 like transcriptional activators	P\$O2_GC4.01	0.81	593-609	(+)	1	0.838
O\$VTBP	Vertebrate TA-TA binding protein factor	O\$VTATA.02	0.89	603-619	(+)	1	0.89
PSL1BX	L1 box, motif for L1 layer-specific expression	P\$HDG9.01	0.77	607-623	(+)	1	0.772
PSIBOX	Plant I-Box sites	PSIBOX.01	0.81	610-626	(+)	0.75	0.824
P\$MYBS	MYB proteins with single DNA binding repeat	P\$MYBST1.01	0.90	613-629	(-)	1	0.953
PSIBOX	Plant I-Box sites	P\$GATA.01	0.93	616-632	(+)	1	0.942

TABLE 2-continued

Boxes and Motifs identified in the permuted sequence of the PvARC5 promoter.							
PvARC5 promotor permuted							
Family	Further Family Information	Matrix	Opt.	Position from-to	Strand	Core sim.	Matrix sim.
P\$TEFB	TEF-box	P\$TEF1.01	0.76	616-636	(+)	0.96	0.778
P\$MYBS	MYB proteins with single DNA binding repeat	P\$TAMYB80.01	0.83	625-641	(-)	1	0.861
O\$PTBP	Plant TATA binding protein factor	O\$PTATA.02	0.90	631-645	(+)	1	0.927
O\$PTBP	Plant TATA binding protein factor	O\$PTATA.02	0.90	632-646	(-)	1	0.929
P\$L1BX	L1 box, motif for L1 layer-specific expression	P\$HDG9.01	0.77	648-664	(+)	1	0.822
P\$HMGF	High mobility group factors	P\$HMG_IY.01	0.89	649-663	(-)	1	0.923
P\$DOFF	DNA binding with one finger (DOF)	P\$PBF.01	0.97	654-670	(+)	1	0.979
P\$LREM	Light responsive element motif, not modulated by different light qualities	P\$RAP22.01	0.85	682-692	(-)	1	0.975
P\$MYBL	MYB-like proteins	P\$CARE.01	0.83	689-705	(+)	1	0.884
P\$TEFB	TEF-box	P\$TEF1.01	0.76	696-716	(-)	0.84	0.779
P\$MYBL	MYB-like proteins	P\$CARE.01	0.83	699-715	(-)	1	0.88
P\$LEGB	Legumin Box family	P\$RY.01	0.87	704-730	(+)	1	0.94
P\$GBOX	Plant G-box/C-box bZIP proteins	P\$BZIP910.01	0.77	716-736	(-)	0.75	0.856
P\$GBOX	Plant G-box/C-box bZIP proteins	P\$ROM.01	0.85	717-737	(+)	1	1
P\$ABRE	ABA response elements	P\$ABF1.03	0.82	719-735	(-)	0.75	0.857
P\$GBOX	Plant G-box/C-box bZIP proteins	P\$BZIP910.02	0.84	722-742	(-)	0.75	0.862
P\$GBOX	Plant G-box/C-box bZIP proteins	P\$HBP1B.01	0.83	734-754	(+)	0.77	0.852
P\$MYCL	Myc-like basic helix-loop-helix binding factors	P\$MYCRS.01	0.93	739-757	(-)	0.86	0.953
P\$ABRE	ABA response elements	P\$ABF1.01	0.79	741-757	(-)	0.75	0.796
P\$OPAQ	Opaque-2 like transcriptional activators	P\$O2_GC4.01	0.81	741-757	(+)	1	0.871
P\$OPAQ	Opaque-2 like transcriptional activators	P\$GCN4.01	0.81	745-761	(-)	1	0.85
P\$AREF	Auxin response element	P\$ARE.01	0.93	747-759	(+)	1	0.941
P\$MYBL	MYB-like proteins	P\$GAMYB.01	0.91	754-770	(+)	1	0.933
O\$INRE	Core promoter initiator elements	O\$DINR.01	0.94	757-767	(+)	1	0.943
P\$WBXF	W Box family	P\$WRKY.01	0.92	780-796	(+)	1	0.942
P\$TEFB	TEF-box	P\$TEF1.01	0.76	783-803	(-)	0.84	0.779
P\$MYBL	MYB-like proteins	P\$CARE.01	0.83	786-802	(-)	1	0.876
P\$LEGB	Legumin Box family	P\$RY.01	0.87	788-814	(-)	1	0.929
P\$LEGB	Legumin Box family	P\$RY.01	0.87	791-817	(+)	1	0.984
P\$ROOT	Root hair-specific cis-elements in angiosperms	P\$RHE.01	0.77	796-820	(+)	1	0.812
P\$GBOX	Plant G-box/C-box bZIP proteins	P\$CPRF.01	0.95	803-823	(-)	1	0.989
P\$GBOX	Plant G-box/C-box bZIP proteins	P\$CPRF.01	0.95	804-824	(+)	1	0.98

TABLE 2-continued

Boxes and Motifs identified in the permuted sequence of the PvARC5 promoter.							
PvARC5 promotor permuted							
Family	Further Family Information	Matrix	Opt.	Position from-to	Strand	Core sim.	Matrix sim.
P\$MYCL	Myc-like basic helix-loop-helix binding factors	P\$MYCRS.01	0.93	804-822	(-)	1	0.956
P\$ABRE	ABA response elements	P\$ABRE.01	0.82	805-821	(+)	1	0.874
P\$MYCL	Myc-like basic helix-loop-helix binding factors	P\$PIF3.01	0.82	805-823	(+)	1	0.922
P\$OPAQ	Opaque-2 like transcriptional activators	P\$RITA1.01	0.95	805-821	(-)	1	0.992
P\$ABRE	ABA response elements	P\$ABF1.03	0.82	806-822	(-)	1	0.977
P\$OPAQ	Opaque-2 like transcriptional activators	P\$RITA1.01	0.95	806-822	(+)	1	0.973
P\$OCSE	Enhancer element first identified in the promoter of the octopine synthase gene (OCS) of the <i>Agrobacterium tumefaciens</i> T-DNA	P\$OCSL.01	0.69	809-829	(-)	1	0.819
P\$GTBX	GT-box elements	P\$S1F.01	0.79	823-839	(-)	1	0.802
P\$LFYB	LFY binding site	P\$LFY.01	0.93	839-851	(-)	0.91	0.936
P\$LEGB	Legumin Box family	P\$RY.01	0.87	840-866	(-)	1	0.948
P\$LEGB	Legumin Box family	P\$RY.01	0.87	843-869	(+)	1	0.966
P\$LEGB	Legumin Box family	P\$IDE1.01	0.77	847-873	(+)	1	0.779
P\$GBOX	Plant G-box/C-box bZIP proteins	P\$BZIP910.01	0.77	855-875	(-)	0.75	0.856
P\$GBOX	Plant G-box/C-box bZIP proteins	P\$ROM.01	0.85	856-876	(+)	1	1
P\$ABRE	ABA response elements	P\$ABF1.03	0.82	858-874	(-)	0.75	0.857
P\$GCCF	GCC box family	P\$ERE_JERE.01	0.85	870-882	(-)	0.81	0.86
P\$HEAT	Heat shock factors	P\$HSE.01	0.81	880-894	(-)	1	0.827
P\$MYBS	MYB proteins with single DNA binding repeat	P\$ZMMRP1.01	0.79	881-897	(+)	0.81	0.867
P\$LEGB	Legumin Box family	P\$RY.01	0.87	895-921	(+)	1	0.924
P\$GBOX	Plant G-box/C-box bZIP proteins	P\$BZIP910.01	0.77	907-927	(-)	0.75	0.856
P\$GBOX	Plant G-box/C-box bZIP proteins	P\$ROM.01	0.85	908-928	(+)	1	0.938
P\$ABRE	ABA response elements	P\$ABF1.03	0.82	910-926	(-)	0.75	0.864
P\$GBOX	Plant G-box/C-box bZIP proteins	P\$BZIP910.02	0.84	913-933	(-)	0.75	0.871
P\$SBPD	SBP-domain proteins	P\$SBP.01	0.88	939-955	(+)	1	0.887
P\$EINL	Ethylene insensitive 3 like factors	P\$TEIL.01	0.92	942-950	(+)	0.84	0.922
P\$MADS	MADS box proteins	P\$SQUA.01	0.90	960-980	(-)	1	0.908
P\$L1BX	L1 box, motif for L1 layer-specific expression	P\$PDF2.01	0.85	963-979	(+)	1	0.856
P\$LREM	Light responsive element motif, not modulated	P\$RAP22.01	0.85	972-982	(+)	1	0.858

TABLE 2-continued

Boxes and Motifs identified in the permuted sequence of the PvARC5 promoter.							
PvARC5 promotor permuted							
Family	Further Family Information	Matrix	Opt.	Position from-to	Strand	Core sim.	Matrix sim.
O\$PTBP	by different light qualities Plant TATA binding protein factor	O\$PTATA.01	0.88	974-988	(-)	0.83	0.905
O\$VTBP	Vertebrate TA-TA binding protein factor	O\$ATATA.01	0.78	974-990	(+)	0.75	0.83
O\$VTBP	Vertebrate TA-TA binding protein factor	O\$MTATA.01	0.84	976-992	(+)	1	0.855
P\$MYBL	MYB-like proteins	P\$MYBPH3.02	0.76	983-999	(-)	1	0.867
P\$SUCB	Sucrose box	P\$SUCROSE.01	0.81	984-1002	(-)	1	0.81
P\$AHBP	<i>Arabidopsis</i> homeobox protein	P\$ATHB1.01	0.90	991-1001	(+)	1	0.989
P\$AHBP	<i>Arabidopsis</i> homeobox protein	P\$SHAHB4.01	0.87	991-1001	(-)	1	0.943
P\$HMGF	High mobility group factors	P\$HMG_IY.01	0.89	992-1006	(+)	1	0.913
P\$OCSE	Enhancer element first identified in the promoter of the octopine synthase gene (OCS) of the <i>Agrobacterium tumefaciens</i> T-DNA	P\$OCSL.01	0.69	1004-1024	(+)	1	0.827
P\$GBOX	Plant G-box/C-box bZIP proteins	P\$UPRE.01	0.86	1009-1029	(-)	1	0.974
P\$GBOX	Plant G-box/C-box bZIP proteins	P\$TGA1.01	0.90	1010-1030	(+)	1	0.991
P\$ABRE	ABA response elements	P\$ABF1.03	0.82	1011-1027	(+)	1	0.828
P\$OPAQ	Opaque-2 like transcriptional activators	P\$O2.01	0.87	1011-1027	(-)	1	0.99
P\$OPAQ	Opaque-2 like transcriptional activators	P\$O2_GC4.01	0.81	1012-1028	(+)	0.95	0.893
P\$ROOT	Root hair-specific cis-elements in angiosperms	P\$RHE.01	0.77	1013-1037	(-)	1	0.771
P\$LEGB	Legumin Box family	P\$LEGB.01	0.65	1025-1051	(+)	1	0.656
P\$AHBP	<i>Arabidopsis</i> homeobox protein	P\$ATHB5.01	0.89	1042-1052	(+)	0.83	0.902
P\$AHBP	<i>Arabidopsis</i> homeobox protein	P\$ATHB5.01	0.89	1042-1052	(-)	1	1
P\$GTBX	GT-box elements	P\$SBF1.01	0.87	1045-1061	(+)	1	0.888
P\$GTBX	GT-box elements	P\$SBF1.01	0.87	1046-1062	(-)	1	0.888
P\$IBOX	Plant I-Box sites	P\$GATA.01	0.93	1060-1076	(+)	1	0.949
O\$INRE	Core promoter initiator elements	O\$DINR.01	0.94	1070-1080	(-)	0.97	0.949
P\$NACF	Plant specific NAC [NAM (no apical meristem), ATAF172, CUC2 (cup-shaped cotyledons 2)] transcription factors	P\$TANAC69.01	0.68	1078-1100	(+)	1	0.775
P\$CCAF	Circadian control factors	P\$CCA1.01	0.85	1093-1107	(-)	1	0.949
P\$MADS	MADS box proteins	P\$SQUA.01	0.90	1097-1117	(+)	1	0.908
P\$CARM	CA-rich motif	P\$CARICH.01	0.78	1102-1120	(-)	1	0.791
P\$MADS	MADS box proteins	P\$SQUA.01	0.90	1108-1128	(-)	1	0.928

TABLE 2-continued

Boxes and Motifs identified in the permuted sequence of the PvARC5 promoter.							
PvARC5 promotor permuted							
Family	Further Family Information	Matrix	Opt.	Position from-to	Strand	Core sim.	Matrix sim.
O\$PTBP	Plant TATA binding protein factor	O\$PTATA.01	0.88	1111-1125	(+)	1	0.961
O\$VTBP	Vertebrate TA-TA binding protein factor	O\$VTATA.01	0.90	1112-1128	(+)	1	0.968
P\$LEGB	Legumin Box family	P\$RY.01	0.87	1130-1156	(-)	1	0.932
P\$LEGB	Legumin Box family	P\$RY.01	0.87	1138-1164	(-)	1	0.914
P\$ROOT	Root hair-specific cis-elements in angiosperms	P\$RHE.01	0.77	1138-1162	(+)	0.75	0.794
P\$L1BX	L1 box, motif for L1 layer-specific expression	P\$ATML1.01	0.82	1141-1157	(+)	0.75	0.833

Preferably associated boxes are annotated in line 38, 43, 116, 121, 124, 128, 129, 137, 138, 143, 145, 146, 147, 151, 152, 153, 156, 162, 165, 175, 184, 186, 188, 203 and 205 of tables 1 and 2. Essential boxes are annotated in line 83, 111, 112, 172 and 201 of tables 1 and 2.

TABLE 3

Boxes and Motifs identified in the starting sequence of the VfSBP promoter							
p-VfSBP (nativ)							
Family	Further Family Information	Matrix	Opt.	Position from-to	Strand	Core sim.	Matrix sim.
P\$MYBS	MYB proteins with single DNA binding repeat	P\$MYBST1.01	0.90	12-28	(+)	1	0.918
P\$GAGA	GAGA elements	P\$BPC.01	1.00	25-49	(-)	1	1
P\$LEGB	Legumin Box family	P\$IDE1.01	0.77	80-106	(-)	1	0.805
P\$GTBX	GT-box elements	P\$GT3A.01	0.83	85-101	(-)	1	0.843
P\$PSRE	Pollen-specific regulatory elements	P\$GAAA.01	0.83	101-117	(-)	1	0.883
P\$SPF1	Sweet potato DNA-binding factor with two WRKY-domains	P\$SP8BF.01	0.87	118-130	(+)	1	0.897
P\$GBOX	Plant G-box/C-box bZIP proteins	P\$HBP1B.01	0.83	138-158	(+)	1	0.834
P\$MYBL	MYB-like proteins	P\$MYBPH3.02	0.76	165-181	(-)	0.78	0.788
P\$NACF	Plant specific NAC [NAM (no apical meristem), ATAF172, CUC2 (cup-shaped cotyledons 2)] transcription factors	P\$TANAC69.01	0.68	173-195	(-)	0.81	0.729
P\$MADS	MADS box proteins	P\$AGL1.01	0.84	174-194	(-)	0.98	0.862
P\$MADS	MADS box proteins	P\$AGL1.01	0.84	175-195	(+)	0.98	0.863
P\$TCPF	DNA-binding proteins with the plant specific TCP-domain	P\$ATTCP20.01	0.94	189-201	(+)	1	0.968

TABLE 3-continued

Boxes and Motifs identified in the starting sequence of the VfSBP promoter							
p-VfSBP (nativ)							
Family	Further Family Information	Matrix	Opt.	Position from-to	Strand	Core sim.	Matrix sim.
P\$L1BX	L1 box, motif for L1 layer-specific expression	P\$ATML1.02	0.76	194-210	(-)	0.89	0.8
P\$AHBP	<i>Arabidopsis</i> homeobox protein	P\$BLR.01	0.90	198-208	(+)	0.83	0.936
O\$VTBP	Vertebrate TATA binding protein factor	O\$ATATA.01	0.78	207-223	(+)	0.75	0.811
P\$EINL	Ethylen insensitive 3 like factors	P\$TEIL.01	0.92	215-223	(-)	0.96	0.924
P\$GBOX	Plant G-box/C-box bZIP proteins	P\$HBP1A.01	0.88	217-237	(-)	1	0.908
P\$GBOX	Plant G-box/C-box bZIP proteins	P\$GBF1.01	0.94	218-238	(+)	1	0.963
P\$GTBX	GT-box elements	P\$S1F.01	0.79	218-234	(+)	1	0.821
P\$ABRE	ABA response elements	P\$ABF1.03	0.82	219-235	(+)	1	0.825
P\$ROOT	Root hair-specific cis-elements in angiosperms	P\$RHE.01	0.77	221-245	(-)	1	0.803
P\$CE1F	Coupling element 1 binding factors	P\$SBOX.01	0.87	222-234	(-)	0.78	0.916
O\$VTBP	Vertebrate TATA binding protein factor	O\$VTATA.01	0.90	233-249	(-)	1	0.916
O\$PTBP	Plant TATA binding protein factor	O\$PTATA.02	0.90	236-250	(-)	1	0.9
P\$AHBP	<i>Arabidopsis</i> homeobox protein	P\$ATHB5.01	0.89	256-266	(+)	0.94	0.896
P\$NCS1	Nodulin consensus sequence 1	P\$NCS1.01	0.85	256-266	(-)	0.88	0.871
P\$LREM	Light responsive element motif, not modulated by different light qualities	P\$RAP22.01	0.85	290-300	(-)	1	0.931
P\$AGP1	Plant GATA-type zinc finger protein	P\$AGP1.01	0.91	292-302	(-)	1	0.984
P\$LREM	Light responsive element motif, not modulated by different light qualities	P\$RAP22.01	0.85	306-316	(+)	1	0.938
P\$MYBL	MYB-like proteins	P\$CARE.01	0.83	308-324	(-)	1	0.854
P\$CCAF	Circadian control factors	P\$CCA1.01	0.85	354-368	(+)	1	0.895
P\$HEAT	Heat shock factors	P\$HSE.01	0.81	375-389	(-)	1	0.861
P\$MYBL	MYB-like proteins	P\$WER.01	0.87	392-408	(-)	1	0.87
P\$MYBL	MYB-like proteins	P\$WER.01	0.87	394-410	(+)	1	0.95
P\$MSAE	M-phase-specific activator elements	P\$MSA.01	0.80	395-409	(-)	0.75	0.808
P\$HEAT	Heat shock factors	P\$HSE.01	0.81	415-429	(+)	1	0.811
P\$SUCB	Sucrose box	P\$SUCROSE.01	0.81	421-439	(-)	0.75	0.852
P\$WBXF	W Box family	P\$WRKY.01	0.92	426-442	(+)	1	0.939
P\$DOFF	DNA binding with one finger (DOF)	P\$PBOX.01	0.75	431-447	(-)	0.76	0.782
P\$WBXF	W Box family	P\$WRKY.01	0.92	453-469	(+)	1	0.958
P\$MYBL	MYB-like proteins	P\$MYBPH3.02	0.76	468-484	(-)	0.82	0.849
P\$OPAQ	Opaque-2 like transcriptional activators	P\$O2_GCN4.01	0.81	486-502	(+)	1	0.818

TABLE 3-continued

Boxes and Motifs identified in the starting sequence of the VfSBP promoter							
p-VfSBP (nativ)							
Family	Further Family Information	Matrix	Opt.	Position from-to	Strand	Core sim.	Matrix sim.
P\$OPAQ	Opaque-2 like transcriptional activators	P\$O2.01	0.87	498-514	(-)	1	0.919
P\$HEAT	Heat shock factors	P\$HSE.01	0.81	512-526	(-)	1	0.85
P\$WBXF	W Box family	P\$WRKY.01	0.92	533-549	(-)	1	0.966
P\$WBXF	W Box family	P\$WRKY.01	0.92	543-559	(+)	1	0.966
P\$WBXF	W Box family	P\$ERE.01	0.89	562-578	(+)	1	0.972
P\$DOFF	DNA binding with one finger (DOF)	P\$PBOX.01	0.75	614-630	(+)	0.76	0.766
P\$GTBX	GT-box elements	P\$S1F.01	0.79	630-646	(+)	1	0.819
P\$AGP1	Plant GATA-type zinc finger protein	P\$AGP1.01	0.91	636-646	(-)	1	0.913
P\$AGP1	Plant GATA-type zinc finger protein	P\$AGP1.01	0.91	637-647	(+)	1	0.915
P\$HEAT	Heat shock factors	P\$HSE.01	0.81	649-663	(+)	0.78	0.87
P\$HEAT	Heat shock factors	P\$HSE.01	0.81	654-668	(-)	1	0.815
O\$INRE	Core promoter initiator elements	O\$DINR.01	0.94	660-670	(-)	1	0.944
P\$GAPB	GAP-Box (light response elements)	P\$GAP.01	0.88	702-716	(-)	1	0.897
P\$GTBX	GT-box elements	P\$GT1.01	0.85	723-739	(-)	1	0.925
P\$AHBP	<i>Arabidopsis</i> homeobox protein	P\$WUS.01	0.94	726-736	(-)	1	1
P\$MYBL	MYB-like proteins	P\$GAMYB.01	0.91	773-789	(+)	1	0.951
P\$GTBX	GT-box elements	P\$GT3A.01	0.83	775-791	(+)	1	0.899
P\$MYBL	MYB-like proteins	P\$CARE.01	0.83	801-817	(-)	1	0.837
O\$VTBP	Vertebrate TATA binding protein factor	O\$ATATA.01	0.78	803-819	(-)	1	0.811
O\$VTBP	Vertebrate TATA binding protein factor	O\$ATATA.01	0.78	819-835	(-)	0.75	0.874
P\$MADS	MADS box proteins	P\$AGL15.01	0.79	827-847	(-)	0.83	0.791
P\$MADS	MADS box proteins	P\$AGL15.01	0.79	828-848	(+)	1	0.895
P\$CCAF	Circadian control factors	P\$CCA1.01	0.85	843-857	(-)	1	0.883
P\$GTBX	GT-box elements	P\$SBF1.01	0.87	844-860	(-)	1	0.948
P\$CARM	CA-rich motif	P\$CARICH.01	0.78	845-863	(+)	1	0.806
P\$PSRE	Pollen-specific regulatory elements	P\$GAAA.01	0.83	858-874	(+)	0.75	0.831
P\$MYBL	MYB-like proteins	P\$NTMYBAS1.01	0.96	867-883	(+)	1	0.963
P\$GTBX	GT-box elements	P\$SBF1.01	0.87	869-885	(+)	1	0.883
P\$RAV5	5'-part of bipartite RAV1 binding site	P\$RAV1-5.01	0.96	882-892	(+)	1	0.96
P\$AHBP	<i>Arabidopsis</i> homeobox protein	P\$WUS.01	0.94	888-898	(-)	1	1
P\$GTBX	GT-box elements	P\$SBF1.01	0.87	897-913	(+)	1	0.886
P\$AHBP	<i>Arabidopsis</i> homeobox protein	P\$BLR.01	0.90	906-916	(+)	1	1
P\$AHBP	<i>Arabidopsis</i> homeobox protein	P\$BLR.01	0.90	907-917	(-)	1	0.903
P\$CARM	CA-rich motif	P\$CARICH.01	0.78	908-926	(-)	1	0.826
P\$MYBL	MYB-like proteins	P\$NTMYBAS1.01	0.96	916-932	(-)	1	0.962
P\$MIIG	MYB IIG-type binding sites	P\$PALBOXP.01	0.81	918-932	(-)	0.94	0.817
P\$DOFF	DNA binding with one finger (DOF)	P\$DOF1.01	0.98	929-945	(-)	1	0.983
P\$GTBX	GT-box elements	P\$GT1.01	0.85	933-949	(+)	0.97	0.854
O\$VTBP	Vertebrate TATA binding protein factor	O\$LTATA.01	0.82	944-960	(+)	1	0.829

TABLE 3-continued

Boxes and Motifs identified in the starting sequence of the VfSBP promoter							
p-VfSBP (nativ)							
Family	Further Family Information	Matrix	Opt.	Position from-to	Strand	Core sim.	Matrix sim.
P\$AHBP	<i>Arabidopsis</i> homeobox protein	P\$ATHB9.01	0.77	959-969	(+)	0.75	0.816
P\$AHBP	<i>Arabidopsis</i> homeobox protein	P\$ATHB9.01	0.77	959-969	(-)	1	0.909
P\$AHBP	<i>Arabidopsis</i> homeobox protein	P\$SHAHB4.01	0.87	970-980	(+)	1	0.916
P\$AHBP	<i>Arabidopsis</i> homeobox protein	P\$ATHB1.01	0.90	973-983	(+)	1	0.989
P\$AHBP	<i>Arabidopsis</i> homeobox protein	P\$SHAHB4.01	0.87	973-983	(-)	1	0.976
P\$IDDF	ID domain factors	P\$ID1.01	0.92	976-988	(+)	1	0.928
P\$IBOX	Plant I-Box sites	P\$GATA.01	0.93	995-1011	(+)	1	0.96
P\$AHBP	<i>Arabidopsis</i> homeobox protein	P\$SHAHB4.01	0.87	1008-1018	(+)	1	0.937
P\$AHBP	<i>Arabidopsis</i> homeobox protein	P\$WUS.01	0.94	1012-1022	(-)	1	1
P\$SPF1	Sweet potato DNA-binding factor with two WRKY-domains	P\$SP8BF.01	0.87	1029-1041	(-)	0.78	0.879
P\$SUCB	Sucrose box	P\$SUCROSE.01	0.81	1036-1054	(-)	1	0.822
P\$AHBP	<i>Arabidopsis</i> homeobox protein	P\$ATHB1.01	0.90	1054-1064	(+)	1	0.99
P\$AHBP	<i>Arabidopsis</i> homeobox protein	P\$ATHB5.01	0.89	1054-1064	(-)	0.83	0.94
P\$GTBX	GT-box elements	P\$GT3A.01	0.83	1066-1082	(+)	1	0.889
O\$PTBP	Plant TATA binding protein factor	O\$PTATA.02	0.90	1086-1100	(+)	1	0.94
O\$VTBP	Vertebrate TATA binding protein factor	O\$VTATA.01	0.90	1087-1103	(+)	0.89	0.927
O\$PTBP	Plant TATA binding protein factor	O\$PTATA.01	0.88	1088-1102	(+)	1	0.958
O\$VTBP	Vertebrate TATA binding protein factor	O\$VTATA.01	0.90	1089-1105	(+)	1	0.971
P\$E2FF	E2F-homolog cell cycle regulators	P\$E2F.01	0.82	1117-1131	(-)	1	0.833
P\$PSRE	Pollen-specific regulatory elements	P\$GAAA.01	0.83	1146-1162	(+)	1	0.908
P\$GTBX	GT-box elements	P\$S1F.01	0.79	1153-1169	(+)	1	0.8
P\$GTBX	GT-box elements	P\$S1F.01	0.79	1170-1186	(-)	1	0.797
P\$SUCB	Sucrose box	P\$SUCROSE.01	0.81	1173-1191	(+)	1	0.813
P\$MADS	MADS box proteins	P\$AGL2.01	0.82	1174-1194	(+)	1	0.9
P\$AHBP	<i>Arabidopsis</i> homeobox protein	P\$BLR.01	0.90	1189-1199	(+)	0.83	0.919
P\$DOFF	DNA binding with one finger (DOF)	P\$PBOX.01	0.75	1229-1245	(-)	0.76	0.763
P\$MYBL	MYB-like proteins	P\$WER.01	0.87	1234-1250	(-)	0.94	0.88
O\$PTBP	Plant TATA binding protein factor	O\$PTATA.01	0.88	1241-1255	(+)	1	0.964
O\$VTBP	Vertebrate TATA binding protein factor	O\$VTATA.01	0.90	1242-1258	(+)	1	0.967
P\$DOFF	DNA binding with one finger (DOF)	P\$PBOX.01	0.75	1265-1281	(-)	0.76	0.762
P\$GTBX	GT-box elements	P\$GT3A.01	0.83	1265-1281	(+)	0.75	0.839
P\$AHBP	<i>Arabidopsis</i> homeobox protein	P\$BLR.01	0.90	1274-1284	(-)	1	0.928
P\$OCSE	Enhancer element first identified in the	P\$OCSL.01	0.69	1278-1298	(+)	0.77	0.732

TABLE 3-continued

Boxes and Motifs identified in the starting sequence of the VfSBP promoter							
p-VfSBP (nativ)							
Family	Further Family Information	Matrix	Opt.	Position from-to	Strand	Core sim.	Matrix sim.
	promoter of the octopine synthase gene (OCS) of the <i>Agrobacterium tumefaciens</i> T-DNA						
P\$MYCL	Myc-like basic helix-loop-helix binding factors	P\$MYCRS.01	0.93	1284-1302	(-)	0.86	0.963
P\$TALE	TALE (3-aa acid loop extension) class homeodomain proteins	P\$KN1_KIP.01	0.88	1289-1301	(-)	1	1
P\$AREF	Auxin response element	P\$SEBF.01	0.96	1292-1304	(+)	1	0.98
P\$MSAE	M-phase-specific activator elements	P\$MSA.01	0.80	1295-1309	(-)	0.75	0.818
P\$DOFF	DNA binding with one finger (DOF)	P\$PBOX.01	0.75	1296-1312	(-)	1	0.776
P\$MYBL	MYB-like proteins	P\$WER.01	0.87	1310-1326	(-)	0.94	0.876
P\$AHBP	<i>Arabidopsis</i> homeobox protein	P\$BLR.01	0.90	1319-1329	(+)	1	0.93
O\$VTBP	Vertebrate TATA binding protein factor	O\$ATATA.01	0.78	1323-1339	(-)	1	0.881
P\$LREM	Light responsive element motif, not modulated by different light qualities	P\$RAP22.01	0.85	1327-1337	(-)	1	0.936
P\$GTBX	GT-box elements	P\$SBF1.01	0.87	1338-1354	(+)	1	0.896
P\$SUCB	Sucrose box	P\$SUCROSE.01	0.81	1338-1356	(-)	1	0.819
P\$AHBP	<i>Arabidopsis</i> homeobox protein	P\$ATHB5.01	0.89	1345-1355	(+)	0.83	0.902
P\$AHBP	<i>Arabidopsis</i> homeobox protein	P\$BLR.01	0.90	1345-1355	(-)	1	0.998
P\$AGP1	Plant GATA-type zinc finger protein	P\$AGP1.01	0.91	1354-1364	(-)	1	0.916
O\$VTBP	Vertebrate TA-TA binding protein factor	O\$VTATA.01	0.90	1376-1392	(-)	1	0.949
P\$HMGF	High mobility group factors	P\$HMG_IY.01	0.89	1377-1391	(+)	1	0.952
O\$PTBP	Plant TATA binding protein factor	O\$PTATA.01	0.88	1379-1393	(-)	1	0.883
P\$IBOX	Plant I-Box sites	P\$IBOX.01	0.81	1399-1415	(-)	0.75	0.822
O\$VTBP	Vertebrate TATA binding protein factor	O\$LTATA.01	0.82	1417-1433	(-)	1	0.86
P\$IBOX	Plant I-Box sites	P\$IBOX.01	0.81	1419-1435	(-)	0.75	0.824
P\$WBXF	W Box family	P\$WRKY.01	0.92	1429-1445	(-)	1	0.958
P\$MYBL	MYB-like proteins	P\$MYBPH3.02	0.76	1457-1473	(+)	0.82	0.798
P\$ROOT	Root hair-specific cis-elements in angiosperms	P\$RHE.02	0.77	1458-1482	(+)	0.75	0.786
P\$LFYB	LFY binding site	P\$LFY.01	0.93	1486-1498	(-)	0.91	0.987
P\$CAAT	CCAAT binding factors	P\$CAAT.01	0.97	1490-1498	(-)	1	0.982
P\$HEAT	Heat shock factors	P\$HSE.01	0.81	1526-1540	(+)	1	0.833

TABLE 3-continued

Boxes and Motifs identified in the starting sequence of the VfSBP promoter							
p-VfSBP (nativ)							
Family	Further Family Information	Matrix	Opt.	Position from-to	Strand	Core sim.	Matrix sim.
P\$AHBP	<i>Arabidopsis</i> homeobox protein	P\$BLR.01	0.90	1550-1560	(-)	1	0.93
P\$IDDF	ID domain factors	P\$ID1.01	0.92	1563-1575	(+)	1	0.952
P\$NCS2	Nodulin consensus sequence 2	P\$NCS2.01	0.79	1565-1579	(+)	0.75	0.845
O\$VTBP	Vertebrate TATA binding protein factor	O\$MTATA.01	0.84	1570-1586	(+)	1	0.846
P\$DOFF	DNA binding with one finger (DOF)	P\$PBF.01	0.97	1571-1587	(+)	1	0.988
P\$LEGB	Legumin Box family	P\$RY.01	0.87	1572-1598	(-)	1	0.898
P\$MADS	MADS box proteins	P\$AGL3.01	0.83	1637-1657	(+)	1	0.851
P\$MYBL	MYB-like proteins	P\$ATMYB77.01	0.87	1654-1670	(-)	1	0.909
P\$URNA	Upstream sequence element of U-snRNA genes	P\$USE.01	0.75	1659-1675	(+)	1	0.758
P\$AHBP	<i>Arabidopsis</i> homeobox protein	P\$ATHB1.01	0.90	1671-1681	(-)	1	0.989
P\$AHBP	<i>Arabidopsis</i> homeobox protein	P\$SHAHB4.01	0.87	1671-1681	(+)	1	0.955
P\$OCSE	Enhancer element first identified in the promoter of the octopine synthase gene (OCS) of the <i>Agrobacterium tumefaciens</i> T-DNA	P\$OCSL.01	0.69	1677-1697	(+)	1	0.763
P\$GBOX	Plant G-box/C-box bZIP proteins	P\$GBF1.01	0.94	1682-1702	(-)	1	0.968
P\$ABRE	ABA response elements	P\$ABRE.01	0.82	1685-1701	(-)	1	0.855
P\$BRRE	Brassinosteroid (BR) response element	P\$BZR1.01	0.95	1696-1712	(-)	1	0.954
P\$GBOX	Plant G-box/C-box bZIP proteins	P\$GBF1.01	0.94	1696-1716	(-)	1	0.963
P\$TEFB	TEF-box	P\$TEF1.01	0.76	1696-1716	(-)	0.96	0.826
P\$OPAQ	Opaque-2 like transcriptional activators	P\$O2_GC4.01	0.81	1698-1714	(-)	0.95	0.824
P\$DPBF	Dc3 promoter binding factors	P\$DPBF.01	0.89	1700-1710	(+)	1	0.943
P\$LEGB	Legumin Box family	P\$RY.01	0.87	1701-1727	(-)	1	0.887
P\$LEGB	Legumin Box family	P\$IDE1.01	0.77	1708-1734	(+)	1	0.871
P\$MYBS	MYB proteins with single DNA binding repeat	P\$TAMYB80.01	0.83	1727-1743	(+)	1	0.85
P\$ROOT	Root hair-specific cis-elements in angiosperms	P\$RHE.02	0.77	1740-1764	(+)	1	0.786
P\$GBOX	Plant G-box/C-box bZIP proteins	P\$EMBP1.01	0.84	1747-1767	(-)	1	0.84
P\$ABRE	ABA response elements	P\$ABRE.01	0.82	1750-1766	(-)	1	0.831
O\$VTBP	Vertebrate TATA binding protein factor	O\$VTATA.01	0.90	1756-1772	(+)	1	0.963
P\$MYBL	MYB-like proteins	P\$MYBPH3.02	0.76	1765-1781	(-)	1	0.781

TABLE 4

Boxes and Motifs identified in the permuted sequence of the VfsBP promoter. Preferably associated boxes are annotated in line 8, 14, 26, 56, 58, 59, 66, 121, 144, 148, 158, 185, 200, 201, 211, 215, 218, 219, 220, 225, 226, 228 of tables 3 and 4. Essential boxes are annotated in line 130, 132 and 146 of tables 3 and 4.

P- VfsBP_perm							
Family	Further Family Information	Matrix	Opt.	Position from-to	Strand	Core sim.	Matrix sim.
P\$MYBS	MYB proteins with single DNA binding repeat	P\$MYBST1.01	0.90	12-28	(+)	1	0.918
P\$AGP1	Plant GATA-type zinc finger protein	P\$AGP1.01	0.91	25-35	(-)	1	0.914
P\$GAGA	GAGA elements	P\$BPC.01	1.00	25-49	(-)	1	1
P\$AGP1	Plant GATA-type zinc finger protein	P\$AGP1.01	0.91	26-36	(+)	1	0.914
P\$LEGB	Legumin Box family	P\$IDE1.01	0.77	80-106	(-)	1	0.805
P\$GTBX	GT-box elements	P\$GT3A.01	0.83	85-101	(-)	1	0.843
P\$PSRE	Pollen-specific regulatory elements	P\$GAAA.01	0.83	101-117	(-)	1	0.883
P\$GBOX	Plant G-box/C-box bZIP proteins	P\$HBP1B.01	0.83	138-158	(+)	1	0.834
P\$WBXF	W Box family	P\$ERE.01	0.89	154-170	(-)	1	0.935
P\$MYBL	MYB-like proteins	P\$MYBPH3.02	0.76	165-181	(-)	0.78	0.788
P\$NACF	Plant specific NAC [NAM (no apical meristem), ATAF172, CUC2 (cup-shaped cotyledons 2)] transcription factors	P\$TANAC69.01	0.68	173-195	(-)	0.81	0.728
P\$MADS	MADS box proteins	P\$AGL1.01	0.84	174-194	(-)	0.98	0.856
P\$MADS	MADS box proteins	P\$AGL1.01	0.84	175-195	(+)	0.98	0.844
P\$TCPF	DNA-binding proteins with the plant specific TCP-domain	P\$ATTCP20.01	0.94	189-201	(+)	1	0.968
P\$L1BX	L1 box, motif for L1 layer-specific expression	P\$ATML1.02	0.76	194-210	(-)	0.89	0.795
P\$AHBP	<i>Arabidopsis</i> homeobox protein	P\$BLR.01	0.90	198-208	(+)	0.83	0.936
P\$EINL	Ethylen insensitive 3 like factors	P\$TEIL.01	0.92	215-223	(-)	0.96	0.924
P\$GBOX	Plant G-box/C-box bZIP proteins	P\$HBP1A.01	0.88	217-237	(-)	1	0.908
P\$GBOX	Plant G-box/C-box bZIP proteins	P\$GBF1.01	0.94	218-238	(+)	1	0.963
P\$GTBX	GT-box elements	P\$S1F.01	0.79	218-234	(+)	1	0.821
P\$ABRE	ABA response elements	P\$ABF1.03	0.82	219-235	(+)	1	0.825
P\$ROOT	Root hair-specific cis-elements in angiosperms	P\$RHE.01	0.77	221-245	(-)	1	0.803
P\$CE1F	Coupling element 1 binding factors	P\$SBOX.01	0.87	222-234	(-)	0.78	0.916
O\$VTBP	Vertebrate TATA binding protein factor	O\$VTATA.01	0.90	233-249	(-)	1	0.939
P\$IBOX	Plant I-Box sites	P\$GATA.01	0.93	245-261	(-)	1	0.963
P\$MYBS	MYB proteins with single DNA binding repeat	P\$HVMCB1.01	0.93	248-264	(+)	1	0.957

TABLE 4-continued

Boxes and Motifs identified in the permuted sequence of the VfsBP promoter. Preferably associated boxes are annotated in line 8, 14, 26, 56, 58, 59, 66, 121, 144, 148, 158, 185, 200, 201, 211, 215, 218, 219, 220, 225, 226, 228 of tables 3 and 4. Essential boxes are annotated in line 130, 132 and 146 of tables 3 and 4.

P- VfsBP_perm							
Family	Further Family Information	Matrix	Opt.	Position from-to	Strand	Core sim.	Matrix sim.
P\$AHBP	<i>Arabidopsis</i> homeobox protein	P\$ATHB5.01	0.89	256-266	(+)	0.94	0.896
P\$NCS1	Nodulin consensus sequence 1	P\$NCS1.01	0.85	256-266	(-)	0.88	0.871
O\$VTBP	Vertebrate TATA binding protein factor	O\$ATATA.01	0.78	260-276	(+)	1	0.819
P\$LREM	Light responsive element motif, not modulated by different light qualities	P\$RAP22.01	0.85	290-300	(-)	1	0.931
P\$AGP1	Plant GATA-type zinc finger protein	P\$AGP1.01	0.91	292-302	(-)	1	0.984
P\$AGP1	Plant GATA-type zinc finger protein	P\$AGP1.01	0.91	293-303	(+)	1	0.915
P\$LREM	Light responsive element motif, not modulated by different light qualities	P\$RAP22.01	0.85	306-316	(+)	1	0.938
P\$MYBL	MYB-like proteins	P\$CARE.01	0.83	308-324	(-)	1	0.854
P\$MYBL	MYB-like proteins	P\$ATMYB77.01	0.87	319-335	(+)	1	0.87
O\$INRE	Core promoter initiator elements	O\$DINR.01	0.94	322-332	(+)	1	0.969
P\$MADS	MADS box proteins	P\$AGL15.01	0.79	345-365	(+)	0.85	0.825
P\$CCAF	Circadian control factors	P\$CCA1.01	0.85	354-368	(+)	1	0.895
P\$HEAT	Heat shock factors	P\$HSE.01	0.81	375-389	(-)	1	0.861
P\$MYBL	MYB-like proteins	P\$WER.01	0.87	392-408	(-)	1	0.87
P\$MYBL	MYB-like proteins	P\$WER.01	0.87	394-410	(+)	1	0.95
P\$MSAE	M-phase-specific activator elements	P\$MSA.01	0.80	395-409	(-)	0.75	0.808
P\$HMGF	High mobility group factors	P\$HMG_IY.01	0.89	402-416	(-)	1	0.929
P\$CCAF	Circadian control factors	P\$CCA1.01	0.85	404-418	(+)	1	0.871
P\$AHBP	<i>Arabidopsis</i> homeobox protein	P\$BLR.01	0.90	407-417	(-)	1	0.901
P\$LREM	Light responsive element motif, not modulated by different light qualities	P\$RAP22.01	0.85	411-421	(+)	1	0.916
P\$HEAT	Heat shock factors	P\$HSE.01	0.81	415-429	(+)	1	0.811
P\$SUCB	Sucrose box	P\$SUCROSE.01	0.81	421-439	(-)	0.75	0.849
P\$DOFF	DNA binding with one finger (DOF)	P\$PBOX.01	0.75	431-447	(-)	0.76	0.782
P\$WBXF	W Box family	P\$WRKY.01	0.92	453-469	(+)	1	0.958
P\$MYBL	MYB-like proteins	P\$MYBPH3.02	0.76	468-484	(-)	0.82	0.849
P\$OPAQ	Opaque-2 like transcriptional activators	P\$O2_GC4.01	0.81	486-502	(+)	1	0.818
P\$OPAQ	Opaque-2 like transcriptional activators	P\$O2.01	0.87	498-514	(-)	1	0.919
P\$HEAT	Heat shock factors	P\$HSE.01	0.81	512-526	(-)	1	0.824

TABLE 4-continued

Boxes and Motifs identified in the permuted sequence of the VfsBP promoter. Preferably associated boxes are annotated in line 8, 14, 26, 56, 58, 59, 66, 121, 144, 148, 158, 185, 200, 201, 211, 215, 218, 219, 220, 225, 226, 228 of tables 3 and 4. Essential boxes are annotated in line 130, 132 and 146 of tables 3 and 4.

P- VfsBP_perm							
Family	Further Family Information	Matrix	Opt.	Position from-to	Strand	Core sim.	Matrix sim.
P\$NCS2	Nodulin consensus sequence 2	P\$NCS2.01	0.79	525-539	(-)	0.75	0.815
P\$WBXF	W Box family	P\$WRKY.01	0.92	533-549	(-)	1	0.966
P\$WBXF	W Box family	P\$WRKY.01	0.92	543-559	(+)	1	0.966
P\$WBXF	W Box family	P\$ERE.01	0.89	562-578	(+)	1	0.972
P\$DOFF	DNA binding with one finger (DOF)	P\$PBOX.01	0.75	614-630	(+)	0.76	0.766
P\$GTBX	GT-box elements	P\$S1F.01	0.79	630-646	(+)	1	0.819
P\$AGP1	Plant GATA-type zinc finger protein	P\$AGP1.01	0.91	636-646	(-)	1	0.913
P\$AGP1	Plant GATA-type zinc finger protein	P\$AGP1.01	0.91	637-647	(+)	1	0.921
P\$MYBL	MYB-like proteins	P\$GAMYB.01	0.91	640-656	(-)	1	0.918
P\$HEAT	Heat shock factors	P\$HSE.01	0.81	649-663	(+)	0.78	0.87
P\$HEAT	Heat shock factors	P\$HSE.01	0.81	654-668	(-)	1	0.815
O\$INRE	Core promoter initiator elements	O\$DINR.01	0.94	660-670	(-)	1	0.944
P\$PREM	Motifs of plastid response elements	P\$MGPROTORE.01	0.77	691-721	(-)	1	0.789
P\$GAPB	GAP-Box (light response elements)	P\$GAP.01	0.88	702-716	(-)	1	0.897
P\$GTBX	GT-box elements	P\$GT1.01	0.85	723-739	(-)	1	0.925
P\$AHBP	<i>Arabidopsis</i> homeobox protein	P\$WUS.01	0.94	726-736	(-)	1	1
P\$CARM	CA-rich motif	P\$CARICH.01	0.78	731-749	(+)	1	0.855
P\$MYCL	Myc-like basic helix-loop-helix binding factors	P\$ICE.01	0.95	734-752	(+)	0.95	0.961
P\$MYBL	MYB-like proteins	P\$GAMYB.01	0.91	773-789	(+)	1	0.951
P\$GTBX	GT-box elements	P\$GT3A.01	0.83	775-791	(+)	1	0.899
P\$MYBL	MYB-like proteins	P\$CARE.01	0.83	801-817	(-)	1	0.837
O\$VTBP	Vertebrate TATA binding protein factor	O\$ATATA.01	0.78	803-819	(-)	1	0.811
PSL1BX	L1 box, motif for L1 layer-specific expression	P\$PDF2.01	0.85	814-830	(-)	1	0.869
P\$GTBX	GT-box elements	P\$GT1.01	0.85	815-831	(-)	0.97	0.854
O\$VTBP	Vertebrate TATA binding protein factor	O\$ATATA.01	0.78	819-835	(-)	0.75	0.874
P\$MADS	MADS box proteins	P\$AGL15.01	0.79	828-848	(+)	1	0.857
P\$CCAF	Circadian control factors	P\$CCA1.01	0.85	843-857	(-)	1	0.883
P\$GTBX	GT-box elements	P\$SBF1.01	0.87	844-860	(-)	1	0.948
P\$CARM	CA-rich motif	P\$CARICH.01	0.78	845-863	(+)	1	0.806
P\$MYBL	MYB-like proteins	P\$CARE.01	0.83	849-865	(-)	1	0.876
P\$GTBX	GT-box elements	P\$SBF1.01	0.87	869-885	(+)	1	0.883
P\$RAV5	5'-part of bipartite RAV1 binding site	P\$RAV1-5.01	0.96	882-892	(+)	1	0.96
PSL1BX	L1 box, motif for L1 layer-specific expression	P\$PDF2.01	0.85	884-900	(-)	0.85	0.853
P\$AHBP	<i>Arabidopsis</i> homeobox protein	P\$WUS.01	0.94	888-898	(-)	1	1
P\$MYBL	MYB-like proteins	P\$ATMYB77.01	0.87	895-911	(+)	1	0.962
P\$GTBX	GT-box elements	P\$SBF1.01	0.87	897-913	(+)	1	0.883
P\$AHBP	<i>Arabidopsis</i> homeobox protein	P\$BLR.01	0.90	906-916	(+)	1	1
P\$AHBP	<i>Arabidopsis</i> homeobox protein	P\$BLR.01	0.90	907-917	(-)	1	0.903

TABLE 4-continued

Boxes and Motifs identified in the permuted sequence of the VfsBP promoter. Preferably associated boxes are annotated in line 8, 14, 26, 56, 58, 59, 66, 121, 144, 148, 158, 185, 200, 201, 211, 215, 218, 219, 220, 225, 226, 228 of tables 3 and 4. Essential boxes are annotated in line 130, 132 and 146 of tables 3 and 4.

P- VfsBP_perm							
Family	Further Family Information	Matrix	Opt.	Position from-to	Strand	Core sim.	Matrix sim.
P\$CARM	CA-rich motif	P\$CARICH.01	0.78	908-926	(-)	1	0.826
P\$MYBL	MYB-like proteins	P\$NTMYBAS1.01	0.96	916-932	(-)	1	0.962
P\$MIIG	MYB IIG-type binding sites	P\$PALBOXP.01	0.81	918-932	(-)	0.94	0.817
P\$SPF1	Sweet potato DNA-binding factor with two WRKY-domains	P\$SP8BF.01	0.87	931-943	(-)	1	0.889
P\$L1BX	L1 box, motif for L1 layer-specific expression	P\$ATML1.01	0.82	948-964	(+)	1	0.908
P\$AHBP	<i>Arabidopsis</i> homeobox protein	P\$ATHB9.01	0.77	959-969	(+)	0.75	0.816
P\$AHBP	<i>Arabidopsis</i> homeobox protein	P\$ATHB9.01	0.77	959-969	(-)	1	0.909
P\$AHBP	<i>Arabidopsis</i> homeobox protein	P\$HAHB4.01	0.87	970-980	(+)	1	0.916
P\$AHBP	<i>Arabidopsis</i> homeobox protein	P\$ATHB1.01	0.90	973-983	(+)	1	0.989
P\$AHBP	<i>Arabidopsis</i> homeobox protein	P\$HAHB4.01	0.87	973-983	(-)	1	0.976
P\$IDDF	ID domain factors	P\$ID1.01	0.92	976-988	(+)	1	0.928
P\$AHBP	<i>Arabidopsis</i> homeobox protein	P\$HAHB4.01	0.87	985-995	(+)	1	0.916
P\$GTBX	GT-box elements	P\$SBF1.01	0.87	985-1001	(+)	1	0.891
P\$GTBX	GT-box elements	P\$SBF1.01	0.87	986-1002	(-)	1	0.877
P\$AHBP	<i>Arabidopsis</i> homeobox protein	P\$HAHB4.01	0.87	992-1002	(-)	1	0.916
P\$IBOX	Plant I-Box sites	P\$GATA.01	0.93	995-1011	(+)	1	0.935
P\$LEGB	Legumin Box family	P\$LEGB.01	0.65	998-1024	(+)	0.75	0.676
P\$AHBP	<i>Arabidopsis</i> homeobox protein	P\$HAHB4.01	0.87	1008-1018	(+)	1	0.937
P\$AHBP	<i>Arabidopsis</i> homeobox protein	P\$WUS.01	0.94	1012-1022	(-)	1	1
P\$MYBL	MYB-like proteins	P\$GAMYB.01	0.91	1022-1038	(-)	1	0.925
P\$SPF1	Sweet potato DNA-binding factor with two WRKY-domains	P\$SP8BF.01	0.87	1029-1041	(-)	0.78	0.879
P\$SUCB	Sucrose box	P\$SUCROSE.01	0.81	1036-1054	(-)	1	0.83
P\$AHBP	<i>Arabidopsis</i> homeobox protein	P\$ATHB1.01	0.90	1054-1064	(+)	1	0.99
P\$AHBP	<i>Arabidopsis</i> homeobox protein	P\$ATHB5.01	0.89	1054-1064	(-)	0.83	0.94
P\$GTBX	GT-box elements	P\$GT3A.01	0.83	1066-1082	(+)	1	0.889
O\$PTBP	Plant TATA binding protein factor	O\$PTATA.02	0.90	1086-1100	(+)	1	0.94
O\$VTBP	Vertebrate TATA binding protein factor	O\$VTATA.01	0.90	1087-1103	(+)	0.89	0.927
O\$PTBP	Plant TATA binding protein factor	O\$PTATA.01	0.88	1088-1102	(+)	1	0.958
O\$VTBP	Vertebrate TATA binding protein factor	O\$VTATA.01	0.90	1089-1105	(+)	1	0.971
P\$DOFF	DNA binding with one finger (DOF)	P\$DOF3.01	0.99	1098-1114	(+)	1	0.995
P\$E2FF	E2F-homolog cell cycle regulators	P\$E2F.01	0.82	1117-1131	(-)	1	0.833
P\$SPF1	Sweet potato DNA-binding factor with two	P\$SP8BF.01	0.87	1130-1142	(+)	1	0.881

TABLE 4-continued

Boxes and Motifs identified in the permuted sequence of the VfsBP promoter. Preferably associated boxes are annotated in line 8, 14, 26, 56, 58, 59, 66, 121, 144, 148, 158, 185, 200, 201, 211, 215, 218, 219, 220, 225, 226, 228 of tables 3 and 4. Essential boxes are annotated in line 130, 132 and 146 of tables 3 and 4.

P- VfsBP_perm							
Family	Further Family Information	Matrix	Opt.	Position from-to	Strand	Core sim.	Matrix sim.
	WRKY-domains						
P\$PSRE	Pollen-specific regulatory elements	P\$GAAA.01	0.83	1146-1162	(+)	1	0.873
P\$GTBX	GT-box elements	P\$S1F.01	0.79	1170-1186	(-)	1	0.797
P\$SUCB	Sucrose box	P\$SUCROSE.01	0.81	1173-1191	(+)	1	0.813
P\$MADS	MADS box proteins	P\$AGL2.01	0.82	1174-1194	(+)	1	0.9
P\$AHBP	<i>Arabidopsis</i> homeobox protein	P\$BLR.01	0.90	1189-1199	(+)	0.83	0.919
P\$IDDF	ID domain factors	P\$ID1.01	0.92	1205-1217	(-)	1	0.97
P\$DOFF	DNA binding with one finger (DOF)	P\$PBOX.01	0.75	1229-1245	(-)	0.76	0.763
P\$MYBL	MYB-like proteins	P\$WER.01	0.87	1234-1250	(-)	0.94	0.88
O\$PTBP	Plant TATA binding protein factor	O\$PTATA.01	0.88	1241-1255	(+)	1	0.964
O\$VTBP	Vertebrate TATA binding protein factor	O\$VTATA.01	0.90	1242-1258	(+)	1	0.967
P\$DOFF	DNA binding with one finger (DOF)	P\$PBOX.01	0.75	1265-1281	(-)	0.76	0.762
P\$GTBX	GT-box elements	P\$GT3A.01	0.83	1265-1281	(+)	0.75	0.839
P\$AHBP	<i>Arabidopsis</i> homeobox protein	P\$BLR.01	0.90	1274-1284	(-)	1	0.928
O\$PTBP	Plant TATA binding protein factor	O\$PTATA.01	0.88	1277-1291	(+)	1	0.908
O\$VTBP	Vertebrate TATA binding protein factor	O\$VTATA.01	0.90	1278-1294	(+)	1	0.918
P\$OCSE	Enhancer element first identified in the promoter of the octopine synthase gene (OCS) of the <i>Agrobacterium tumefaciens</i> T-DNA	P\$OCSL.01	0.69	1278-1298	(+)	0.77	0.712
P\$MYCL	Myc-like basic helix-loop-helix binding factors	P\$MYCRS.01	0.93	1284-1302	(-)	0.86	0.933
P\$TALE	TALE (3-aa acid loop extension) class homeodomain proteins	P\$KN1_KIP.01	0.88	1289-1301	(-)	1	1
P\$AREF	Auxin response element	P\$SEBF.01	0.96	1292-1304	(+)	1	0.98
P\$MSAE	M-phase-specific activator elements	P\$MSA.01	0.80	1295-1309	(-)	0.75	0.803
P\$DOFF	DNA binding with one finger (DOF)	P\$PBOX.01	0.75	1296-1312	(-)	1	0.797
P\$MYBL	MYB-like proteins	P\$WER.01	0.87	1310-1326	(-)	0.94	0.876
P\$AHBP	<i>Arabidopsis</i> homeobox protein	P\$BLR.01	0.90	1319-1329	(+)	1	0.93
O\$VTBP	Vertebrate TATA binding protein factor	O\$ATATA.01	0.78	1323-1339	(-)	1	0.833
P\$LREM	Light responsive element motif, not modulated by different	P\$RAP22.01	0.85	1327-1337	(-)	1	0.936

TABLE 4-continued

Boxes and Motifs identified in the permuted sequence of the VfsBP promoter. Preferably associated boxes are annotated in line 8, 14, 26, 56, 58, 59, 66, 121, 144, 148, 158, 185, 200, 201, 211, 215, 218, 219, 220, 225, 226, 228 of tables 3 and 4. Essential boxes are annotated in line 130, 132 and 146 of tables 3 and 4.

P- VfsBP_perm							
Family	Further Family Information	Matrix	Opt.	Position from-to	Strand	Core sim.	Matrix sim.
	light qualities						
P\$IBOX	Plant I-Box sites	P\$GATA.01	0.93	1328-1344	(+)	1	0.939
P\$SUCB	Sucrose box	P\$SUCROSE.01	0.81	1334-1352	(+)	1	0.816
P\$AHBP	<i>Arabidopsis</i> homeobox protein	P\$ATHB5.01	0.89	1335-1345	(-)	0.83	0.904
P\$AHBP	<i>Arabidopsis</i> homeobox protein	P\$BLR.01	0.90	1335-1345	(+)	1	0.998
P\$GTBX	GT-box elements	P\$SBF1.01	0.87	1338-1354	(+)	1	0.896
P\$SUCB	Sucrose box	P\$SUCROSE.01	0.81	1338-1356	(-)	1	0.819
P\$AHBP	<i>Arabidopsis</i> homeobox protein	P\$ATHB5.01	0.89	1345-1355	(+)	0.83	0.902
P\$AHBP	<i>Arabidopsis</i> homeobox protein	P\$BLR.01	0.90	1345-1355	(-)	1	0.998
P\$AGP1	Plant GATA-type zinc finger protein	P\$AGP1.01	0.91	1354-1364	(-)	1	0.916
P\$AHBP	<i>Arabidopsis</i> homeobox protein	P\$HAHB4.01	0.87	1365-1375	(-)	1	0.896
O\$VTBP	Vertebrate TATA binding protein factor	O\$VTATA.01	0.90	1376-1392	(-)	1	0.949
P\$HMGF	High mobility group factors	P\$HMG_IY.01	0.89	1377-1391	(+)	1	0.952
O\$PTBP	Plant TATA binding protein factor	O\$PTATA.01	0.88	1379-1393	(-)	1	0.883
P\$IDDF	ID domain factors	P\$ID1.01	0.92	1387-1399	(+)	1	0.926
P\$MYBL	MYB-like proteins	P\$GAMYB.01	0.91	1389-1405	(+)	1	0.939
O\$INRE	Core promoter initiator elements	O\$DINR.01	0.94	1392-1402	(+)	1	0.943
P\$IBOX	Plant I-Box sites	P\$IBOX.01	0.81	1399-1415	(-)	0.75	0.822
P\$MYBL	MYB-like proteins	P\$WER.01	0.87	1410-1426	(+)	1	0.875
P\$SPF1	Sweet potato DNA-binding factor with two WRKY-domains	P\$SP8BF.01	0.87	1412-1424	(+)	1	0.91
O\$VTBP	Vertebrate TATA binding protein factor	O\$LTATA.01	0.82	1417-1433	(-)	1	0.847
P\$IBOX	Plant I-Box sites	P\$IBOX.01	0.81	1419-1435	(-)	0.75	0.824
P\$WBXF	W Box family	P\$WRKY.01	0.92	1429-1445	(-)	1	0.958
P\$MYBL	MYB-like proteins	P\$MYBPH3.02	0.76	1457-1473	(+)	0.82	0.798
P\$ROOT	Root hair-specific cis-elements in angiosperms	P\$RHE.02	0.77	1458-1482	(+)	0.75	0.786
P\$LFYB	LFY binding site	P\$LFY.01	0.93	1486-1498	(-)	0.91	0.987
P\$CAAT	CCAAT binding factors	P\$CAAT.01	0.97	1490-1498	(-)	1	0.982
P\$HEAT	Heat shock factors	P\$HSE.01	0.81	1526-1540	(+)	1	0.833
P\$GTBX	GT-box elements	P\$GT1.01	0.85	1536-1552	(-)	0.84	0.869
P\$WBXF	W Box family	P\$ERE.01	0.89	1537-1553	(+)	1	0.9
P\$SPF1	Sweet potato DNA-binding factor with two WRKY-domains	P\$SP8BF.01	0.87	1546-1558	(+)	1	0.919
P\$AHBP	<i>Arabidopsis</i> homeobox protein	P\$BLR.01	0.90	1550-1560	(-)	1	0.93
P\$LREM	Light responsive element motif, not modulated	P\$RAP22.01	0.85	1555-1565	(-)	1	0.882

TABLE 4-continued

Boxes and Motifs identified in the permuted sequence of the VfsBP promoter. Preferably associated boxes are annotated in line 8, 14, 26, 56, 58, 59, 66, 121, 144, 148, 158, 185, 200, 201, 211, 215, 218, 219, 220, 225, 226, 228 of tables 3 and 4. Essential boxes are annotated in line 130, 132 and 146 of tables 3 and 4.

p-VfsBP_perm							
Family	Further Family Information	Matrix	Opt.	Position from-to	Strand	Core sim.	Matrix sim.
	by different light qualities						
P\$NCS1	Nodulin consensus sequence 1	P\$NCS1.01	0.85	1559-1569	(-)	0.8	0.855
P\$GARP	Myb-related DNA binding proteins (Golden2, ARR, Psr)	P\$ARR10.01	0.97	1560-1568	(+)	1	0.97
P\$IDDF	ID domain factors	P\$ID1.01	0.92	1563-1575	(+)	1	0.952
P\$NCS2	Nodulin consensus sequence 2	P\$NCS2.01	0.79	1565-1579	(+)	0.75	0.845
O\$VTBP	Vertebrate TATA binding protein factor	O\$MTATA.01	0.84	1570-1586	(+)	1	0.846
P\$DOFF	DNA binding with one finger (DOF)	P\$PBF.01	0.97	1571-1587	(+)	1	0.988
P\$LEGB	Legumin Box family	P\$RY.01	0.87	1572-1598	(-)	1	0.898
P\$NCS2	Nodulin consensus sequence 2	P\$NCS2.01	0.79	1610-1624	(+)	1	0.867
P\$MADS	MADS box proteins	P\$AGL3.01	0.83	1637-1657	(+)	1	0.851
P\$GTBX	GT-box elements	P\$GT3A.01	0.83	1652-1668	(-)	1	0.854
P\$MYBL	MYB-like proteins	P\$NTMYBAS1.01	0.96	1654-1670	(-)	1	0.971
P\$AHBP	<i>Arabidopsis</i> homeobox protein	P\$HAHB4.01	0.87	1671-1681	(+)	1	0.934
P\$OCSE	Enhancer element first identified in the promoter of the octopine synthase gene (OCS) of the <i>Agrobacterium tumefaciens</i> T-DNA	P\$OCSL.01	0.69	1677-1697	(+)	1	0.763
P\$GBOX	Plant G-box/C-box bZIP proteins	P\$GBF1.01	0.94	1682-1702	(-)	1	0.968
P\$ABRE	ABA response elements	P\$ABRE.01	0.82	1685-1701	(-)	1	0.855
P\$BRRE	Brassinosteroid (BR) response element	P\$BZR1.01	0.95	1696-1712	(-)	1	0.954
P\$GBOX	Plant G-box/C-box bZIP proteins	P\$GBF1.01	0.94	1696-1716	(-)	1	0.963
P\$TEFB	TEF-box	P\$TEF1.01	0.76	1696-1716	(-)	0.84	0.799
P\$DPBF	Dc3 promoter binding factors	P\$DPBF.01	0.89	1700-1710	(+)	1	0.943
P\$EREF	Ethylen response element factors	P\$ANT.01	0.81	1701-1717	(+)	1	0.862
P\$LEGB	Legumin Box family	P\$RY.01	0.87	1701-1727	(-)	1	0.925
P\$LEGB	Legumin Box family	P\$RY.01	0.87	1704-1730	(+)	1	0.967
P\$LEGB	Legumin Box family	P\$IDE1.01	0.77	1708-1734	(+)	1	0.888
P\$MADS	MADS box proteins	P\$MADS.01	0.75	1722-1742	(+)	1	0.758
P\$MYBS	MYB proteins with single DNA binding repeat	P\$TAMYB80.01	0.83	1727-1743	(+)	1	0.861
P\$URNA	Upstream sequence element of U-snRNA genes	P\$USE.01	0.75	1731-1747	(+)	1	0.77

TABLE 4-continued

Boxes and Motifs identified in the permuted sequence of the VfsBP promoter. Preferably associated boxes are annotated in line 8, 14, 26, 56, 58, 59, 66, 121, 144, 148, 158, 185, 200, 201, 211, 215, 218, 219, 220, 225, 226, 228 of tables 3 and 4. Essential boxes are annotated in line 130, 132 and 146 of tables 3 and 4.

p-VfsBP_perm							
Family	Further Family Information	Matrix	Opt.	Position from-to	Strand	Core sim.	Matrix sim.
P\$ROOT	Root hair-specific cis-elements in angiosperms	P\$RHE.02	0.77	1740-1764	(+)	1	0.79
P\$GBOX	Plant G-box/C-box bZIP proteins	P\$EMBP1.01	0.84	1747-1767	(-)	1	0.84
P\$ABRE	ABA response elements	P\$ABRE.01	0.82	1750-1766	(-)	1	0.831
O\$VTBP	Vertebrate TATA binding protein factor	O\$VTATA.01	0.90	1756-1772	(+)	1	0.957
P\$MYBL	MYB-like proteins	P\$MYBPH3.02	0.76	1765-1781	(-)	1	0.781

1.2 Vector Construction

Using the Multisite Gateway System (Invitrogen, Carlsbad, Calif., USA), promoter::reporter-gene cassettes were assembled into binary constructs for plant transformation. beta-Glucuronidase (GUS) or uidA gene which encodes an enzyme for which various chromogenic substrates are known, was utilized as reporter protein for determining the expression features of the permuted p-PvArc5_perm (SEQ ID NO2) and p-VfsBP_perm (SEQ ID NO4) promoter sequences. The DNA fragments representing promoters p-PvArc5_perm (SEQ ID NO2) and p-VfsBP_perm (SEQ ID NO4) were generated by gene synthesis. Endonucleolytic restriction sites suitable for cloning the promoter fragments into beta-Glucuronidase reporter gene cassettes were included in the synthesis. The p-PvArc5_perm (SEQ ID NO2) promoter was cloned into a pENTR/A vector harboring the beta-Glucuronidase reporter gene c-GUS (with the prefix c- denoting coding sequence) followed by the t-PvArc (with the prefix t- denoting terminator) transcription terminator sequence using restriction endonucleases FseI and NcoI, yielding construct LJB2012. Similarly, the p-VfsBP_perm (SEQ ID NO4) promoter was cloned into a pENTR/B vector harboring the beta-Glucuronidase reporter gene c-GUS followed by the t-StCatpA transcriptional terminator sequence using restriction endonucleases FseI and NcoI, yielding construct LJB2007.

The complementary pENTR vectors without any expression cassettes were constructed by introduction of a multiple cloning site via KpnI and HindIII restriction sites. By performing a site specific recombination (LR-reaction), the created pENTR/A, pENTR/B and pENTR/C were combined with the pSUN destination vector (pSUN derivative) according to the manufacturers (Invitrogen, Carlsbad, Calif., USA) Multisite Gateway manual. The reactions yielded a binary vector with the p-PvArc5_perm (SEQ ID NO2) promoter, the beta-Glucuronidase coding sequence c-GUS and the t-PvArc terminator, for which the full construct sequence is given (SEQ ID NO7). Accordingly, a binary vector with the p-VfsBP_perm (SEQ ID NO4) promoter, the beta-Glucuronidase reporter gene and the t-StCatpA terminator for which the full construct sequence is given (SEQ ID NO8). The resulting plant transformation vectors are summarized in table 5:

TABLE 5

Plant expression vectors for <i>B. napus</i> transformation		
plant expression vector	Composition of the expression cassette Promoter::reporter gene::terminator	SEQ ID NO
LJB2045	p-PvArc5_perm::c-GUS::t-PvArc	7
LJB2043	p-VfsBP_perm::c-GUS::t-StCatpA	8

1.3 Generation of Transgenic Rapeseed Plants

(amended protocol according to Moloney et al., 1992, Plant Cell Reports, 8: 238-242).

In preparation for the generation of transgenic rapeseed plants, the binary vectors were transformed into *Agrobacterium tumefaciens* C58C1:pGV2260 (Deblaere et al., 1985, Nucl. Acids. Res. 13: 4777-4788). A 1:50 dilution of an overnight culture of Agrobacteria harboring the respective binary construct was grown in Murashige-Skoog Medium (Murashige and Skoog, 1962, Physiol. Plant 15, 473) supplemented with 3% saccharose (3MS-Medium). For the transformation of rapeseed plants, petioles or hypocotyledons of sterile plants were incubated with a 1:50 *Agrobacterium* solution for 5-10 minutes followed by a three-day co-incubation in darkness at 25° C. on 3 MS. Medium supplemented with 0.8% bacto-agar. After three days, the explants were transferred to MS-medium containing 500 mg/l Claforan (Cefotaxime-Sodium), 100 nM Imazetapyr, 20 microM Benzylaminopurin (BAP) and 1.6 g/l Glucose in a 16 h light/8 h darkness light regime, which was repeated in weekly periods. Growing shoots were transferred to MS-Medium containing 2% saccharose, 250 mg/l Claforan and 0.8% Bacto-agar. After 3 weeks, the growth hormone 2-Indolbutyl acid was added to the medium to promote root formation. Shoots were transferred to soil following root development, grown for two weeks in a growth chamber and grown to maturity in greenhouse conditions.

Example 2: Expression Profile of the p-PvArc5_Perm and p-VfsBP_Perm Gene Control Elements

To demonstrate and analyze the transcription regulating properties of a promoter, it is useful to operably link the promoter or its fragments to a reporter gene, which can be employed to monitor its expression both qualitatively and quantitatively. Preferably bacterial β -glucuronidase is used

(Jefferson 1987). β -glucuronidase activity can be monitored in planta with chromogenic substrates such as 5-bromo-4-Chloro- β -indolyl-R-D-glucuronic acid during corresponding activity assays (Jefferson 1987). For determination of promoter activity and tissue specificity, plant tissue is dissected, stained and analyzed as described (e.g., Bäumlein 1991).

The regenerated transgenic T0 rapeseed plants harboring single or double insertions of the transgene deriving from constructs LJB2043 or LJB2045 were used for reporter gene analysis. Table 6 summarizes the reporter gene activity observed in plants harboring transgenes containing SEQ ID NO2 and SEQ ID NO4 in constructs LJB2043 and LJB2045, respectively:

TABLE 6

beta-Glucuronidase reporter gene activity in selected rapeseed plants harboring transgenes with SEQ ID NO2 (p-PvArc5-perm) and SEQ ID NO4 (p-VfSBP-perm) compared to the GUS expression derived from the respective starting sequence in rapeseed (p-VfSBP) or <i>Phaseolus</i> and <i>Arabidopsis</i> plants (p-PvArc5).				
Tissue	LJB2043 p-VfSBP-perm	p-VfSBP	LJB2045 p-PvArc5__perm	p-PvArc5*
leaves	negative	negative	negative	negative
stem	negative	negative	negative	negative
roots	negative	negative	negative	negative
flower	negative	negative	negative	negative
silique (without seed)	negative	not analyzed	negative	not assayed
embryo (early)	weak	weak	strong	strong, no
embryo (young)	weak	weak	strong	seperate
embryo (medium)	strong	strong	strong	analyses of different stages
embryo (mature)	strong	strong	strong	strong
seed shell	weak	not analyzed	strong	strong

*expression in *Phaseolus* and *Arabidopsis* according to Goossens et al.

The gene expression activity conferred by p-PvArc5_perm and p-VfSBP_perm is shown exemplary in FIG. 1 (p-PvArc5_perm) and in FIG. 2 (P-VfSBP_perm).

General results for SEQ ID NO2: Strong GUS expression was detected in all stages of embryo development and in seed shells. No activity was found in other tissues analyzed.

General results for SEQ ID NO4: Weak GUS expression was detected in early and young embryo stages, strong GUS expression could be observed in medium and mature embryos. Weak expression was monitored in seed shells. No activity was found in other tissues investigated.

Example 3

3.1 Random Permutation of the Promoter Sequence

Using publicly available data, a promoter showing seed specific expression in plants was selected for analyzing the effects of sequence permutation in periodic intervals throughout the full length of the promoter DNA sequence. The wild type sequences of the *Brassica napus* p-BnNapin promoter was analyzed and annotated for the occurrence of cis-regulatory elements using available literature data (Ellerström et al., Ericson et al., Ezcurra et al.). In the following, the DNA sequence of the promoter was permuted in the region of -1000 to +1 nucleotides with the following criteria to yield p-BnNapin_perm (SEQ ID NO6): DNA permutation was conducted in a way to not affect cis regulatory elements which have been proven previously to be essential for seed specific gene expression and motives essential for gene expression. The remaining promoter sequence was ran-

domly permuted resulting in a promoter sequence with an overall nucleotide homology of 75% to the initial p-BnNapin sequence

3.2 Vector Construction

Using the Multisite Gateway System (Invitrogen, Carlsbad, Calif., USA), promoter::reporter-gene cassettes were assembled into binary constructs for plant transformation. Beta-Glucuronidase (GUS) or uidA gene which encodes an enzyme for which various chromogenic substrates are known, was utilized as reporter protein for determining the expression features of the permuted p-BnNapin_perm (SEQ ID NO6) promoter sequences.

The DNA fragments representing promoter p-BnNapin_perm was generated by gene synthesis. Endonucleolytic restriction sites suitable for cloning the promoter fragment into a beta-Glucuronidase reporter gene cassette was included in the synthesis. p-BnNapin_perm (SEQ ID NO6) promoter was cloned into a pENTR/A vector harboring the beta-Glucuronidase reporter gene c-GUS (with the prefix c- denoting coding sequence) followed by the t-nos transcription terminator sequence using restriction endonucleases BamHI and NcoI, yielding pENTR/A LLL1168.

A 1138 bp DNA fragment representing the native promoter p-BnNapin (SEQ ID NO5) was generated by PCR with the following primers.

Loy963

SEQ ID NO11

GATATAGGTACCTCTTCATCGGTGATTGATTCCT

Loy964

SEQ ID NO12

GATATACCATGGTCGTATGTTTTTAATCTGTTTG

Endonucleolytic restriction sites suitable for cloning the promoter fragment into a beta-Glucuronidase reporter gene cassette were included in the primers. p-BnNapin (SEQ ID NO5) promoter was cloned into a pENTR/A vector harboring the beta-Glucuronidase reporter gene c-GUS (with the prefix c- denoting coding sequence) followed by the t-nos transcription terminator sequence using restriction endonucleases KpnI and NcoI, yielding pENTR/A LLL1166.

By performing a site specific recombination (LR-reaction), the newly created pENTRs/A LLL1168 and LLL1166, were combined with pENTR/B and pENTR/C and the pSUN destination vector (pSUN derivative) according to the manufacturers (Invitrogen, Carlsbad, Calif., USA) Multisite Gateway manual. The reaction yielded binary vector LLL 1184 with the p-BnNapin_perm (SEQ ID NO6) promoter, the beta-Glucuronidase coding sequence c-GUS and the t-nos terminator, and binary vector LLL 1176 with the native p-BnNapin (SEQ ID NO5) promoter, the beta-Glucuronidase coding sequence c-GUS and the t-nos terminator. For both vectors the full construct sequence is given (SEQ ID NO9 and 10). The resulting plant transformation vectors are shown in table 7:

TABLE 7

Plant expression vectors for <i>A. thaliana</i> transformation		
plant expression vector	Composition of the expression cassette Promoter::reporter gene::terminator	SEQ ID NO
LLL1184	p-BnNapin_perm::c-GUS::t-nos	9
LLL1176	p-BnNapin::c-GUS::t-nos	10

3.3 Generation of *Arabidopsis thaliana* Plants

A. thaliana plants were grown in soil until they flowered. *Agrobacterium tumefaciens* (strain C58C1 [pMP90]) transformed with the construct of interest was grown in 500 mL

in liquid YEB medium (5 g/L Beef extract, 1 g/L Yeast Extract (Duchefa), 5 g/L Peptone (Duchefa), 5 g/L sucrose (Duchefa), 0.49 g/L MgSO₄ (Merck)) until the culture reached an OD₆₀₀ 0.8-1.0. The bacterial cells were harvested by centrifugation (15 minutes, 5,000 rpm) and resuspended in 500 mL infiltration solution (5% sucrose, 0.05% SILWET L-77 [distributed by Lehle seeds, Cat.No. VIS-02]). Flowering plants were dipped for 10-20 seconds into the *Agrobacterium* solution. Afterwards the plants were kept in the dark for one day and then in the greenhouse until seeds could be harvested. Transgenic seeds were selected on soil by spraying the seeds directly after sowing with a solution of 0.016 g/l Imazamox. After 12 to 14 days surviving plants were transferred to pots and grown in the greenhouse.

Example 4: Expression Profile of the Native p-Bn-Napin and the p-BnNapin_Perm Gene Control Elements

To demonstrate and analyze the transcription regulating properties of a promoter, it is useful to operably link the promoter or its fragments to a reporter gene, which can be employed to monitor its expression both qualitatively and quantitatively. Preferably bacterial β -glucuronidase is used (Jefferson 1987). β -glucuronidase activity can be monitored in planta with chromogenic substrates such as 5-bromo-4-Chloro-3-indolyl- β -D-glucuronic acid during corresponding activity assays (Jefferson 1987). For determination of promoter activity and tissue specificity, plant tissue is dissected, stained and analyzed as described (e.g., Bäumlein 1991).

The regenerated transgenic T0 *Arabidopsis* plants harboring single or double insertions of the transgene deriving from constructs LLL1184 (SEQ ID NO9) and constructs LLL1176 (SEQ ID NO10) were used for reporter gene analysis. Table 8 summarizes the reporter gene activity observed in plants harboring transgenes containing SEQ ID NO9 and SEQ ID NO10 in constructs LLL1184 and LLL1176, respectively:

TABLE 8

beta-Glucuronidase reporter gene activity in selected <i>Arabidopsis</i> plants harboring transgenes with SEQ ID NO 9 or 10 respectively.		
Tissue	LLL1176	LLL1184
leaves	negative	negative
Stem	negative	negative
Roots	negative	negative
Flower	negative	negative
Silique	weak	weak
Embryo (medium)	strong	strong
Embryo (mature)	strong	strong

The gene expression activity conferred by pBn-Napin and p-BNnapin_perm is shown exemplary in FIG. 3 (p-Bn_napin SEQ ID NO5, p-BnNapin_perm SEQ ID NO6)

General results for SEQ ID NO5 and 6: For both promoters pBn-Napin and p-BNnapin_perm strong GUS expression was detected in medium to mature stages of embryo development. Weak expression was monitored in seed shells and in siliques. No activity was found in other tissues analyzed.

Example 5: Directed Permutation of a Constitutive Promoter Sequence

Using publicly available data, one promoters showing constitutive expression in plants was selected (de Pater, B. S., van der Mark, F., Rueb, S., Katagiri, F., Chua, N. H., Schilperoort, R. A. and Hensgens, L. A. (1992) The promoter of the rice gene GOS2 is active in various different monocot tissues and binds rice nuclear factor ASF-1 Plant J. 2 (6)) for analyzing the effects of sequence permutation in periodic intervals throughout the full length of the promoter DNA sequence. The wildtype or starting sequence of the *Oryza sativa* p-GOS2 (SEQ ID NO 13) (with the prefix p-denoting promoter) promoter was analyzed and annotated for the occurrence of motives, boxes, cis-regulatory elements using e.g. the GEMS Launcher Software (www.genomatix.de) as described above in example 1.

The promoter p-Gos2 encompasses a 5'UTR sequence with an internal intron. To ensure correct splicing of the intron after permutation, splice sites and putative branching point were not altered. No nucleotide exchanges were introduced into sequences 10 bp up- and downstream of the splice site (5' GT; 3' CAG) and "TNA" sequence elements within the last 100 base pairs of the original p-Gos2 were preserved after permutation.

In the following, the DNA sequence of the promoter was permuted according to the method of the invention to yield p-GOS2_perm1 and p-GOS2_perm2 respectively (SEQ ID NO 14 and 15).

The list of motives, boxes, cis regulatory elements in the p-GOS2 promoters before and after the permutation are shown in Table 9 for the starting sequence of p-GOS2, Table 10 for the p-GOS2_perm1 (SEQ ID NO 14) and Table 11 for the p-GOS2_perm2 sequence (SEQ ID NO 15).

Empty lines resemble motives, boxes, cis regulatory elements not found in one sequence but present in the corresponding sequence, hence, motives, boxes, cis regulatory elements that were deleted from the starting sequence or that were introduced into the permuted sequence.

TABLE 9

Boxes and Motifs identified in the starting sequence of the p-GOS2 promoter							
p-GOS2				Position	Core	Matrix	
Family	Further Family Information	Matrix	Opt.	Position	Position	sim.	sim.
				from-to	—	—	
P\$NCS1	Nodulin consensus sequence 1	P\$NCS1.01	0.85	6	16	1	0.857
P\$MSAE	M-phase-specific activator elements	P\$MSA.01	0.8	15	29	1	0.832
P\$MYBL	MYB-like proteins	P\$GAMYB.01	0.91	29	45	1	0.927
P\$MYBL	MYB-like proteins	P\$WER.01	0.87	33	49	1	0.897
P\$MADS	MADS box proteins	P\$AGL2.01	0.82	35	55	0.79	0.82

TABLE 9-continued

Boxes and Motifs identified in the starting sequence of the p-GOS2 promoter							
Family	Further Family Information	Matrix	Opt.	Position		Core	Matrix
				Position	from-to	sim.	sim.
P\$NACF	Plant specific NAC [NAM (no apical meristem), ATAF172, CUC2 (cup-shaped cotyledons 2)] transcription factors	P\$IDEF2.01	0.96	48	60	1	0.96
P\$BRRE	Brassinosteroid (BR) response element	P\$BZR1.01	0.95	48	64	1	0.954
O\$PTBP	Plant TATA binding protein factor	O\$PTATA.01	0.88	60	74	1	0.883
O\$VTBP	Vertebrate TATA binding protein factor	O\$VTATA.01	0.9	61	77	1	0.961
O\$INRE	Core promoter initiator elements	O\$DINR.01	0.94	65	75	0.97	0.94
O\$VTBP	Vertebrate TATA binding protein factor	O\$LTATA.01	0.82	69	85	1	0.842
O\$VTBP	Vertebrate TATA binding protein factor	O\$VTATA.01	0.9	71	87	0.89	0.921
O\$YTBP	Yeast TATA binding protein factor	O\$SPT15.01	0.83	74	90	1	0.832
O\$YTBP	Yeast TATA binding protein factor	O\$SPT15.01	0.83	75	91	1	0.876
O\$VTBP	Vertebrate TATA binding protein factor	O\$ATATA.01	0.78	76	92	0.75	0.781
O\$YTBP	Yeast TATA binding protein factor	O\$SPT15.01	0.83	77	93	0.76	0.835
P\$MIIG	MYB IIG-type binding sites	P\$PALBOXL.01	0.8	118	132	0.77	0.841
P\$DOFF	DNA binding with one finger (DOF)	P\$DOF1.01	0.98	126	142	1	0.99
P\$DOFF	DNA binding with one finger (DOF)	P\$PBF.01	0.97	149	165	1	0.989
P\$WNAC	Wheat NAC-domain transcription factors	P\$TANAC69.01	0.68	170	192	0.81	0.712
O\$VTBP	Vertebrate TATA binding protein factor	O\$ATATA.01	0.78	187	203	1	0.922
P\$E2FF	E2F-homolog cell cycle regulators	P\$E2F.01	0.82	193	207	1	0.829
O\$INRE	Core promoter initiator elements	O\$DINR.01	0.94	200	210	0.97	0.945
P\$AHBP	<i>Arabidopsis</i> homeobox protein	P\$ATHB5.01	0.89	207	217	0.83	0.903
P\$AHBP	<i>Arabidopsis</i> homeobox protein	P\$HAHB4.01	0.87	207	217	1	0.967
P\$CNAC	Calcium regulated NAC-factors	P\$CBNAC.02	0.85	215	235	1	0.947
P\$MYBS	MYB proteins with single DNA binding repeat	P\$PHR1.01	0.84	217	233	1	0.944
P\$OCSE	Enhancer element first identified in the promoter of the octopine synthase gene (OCS) of the <i>Agrobacterium tumefaciens</i> T-DNA	P\$OCSL.01	0.69	216	236	1	0.722
P\$MYBS	MYB proteins with single DNA binding repeat	P\$PHR1.01	0.84	222	238	1	0.979
P\$GTBX	GT-box elements	P\$SBF1.01	0.87	246	262	1	0.901
P\$STKM	Storekeeper motif	P\$STK.01	0.85	251	265	1	0.85
P\$AHBP	<i>Arabidopsis</i> homeobox protein	P\$ATHB5.01	0.89	254	264	0.83	0.904
P\$AHBP	<i>Arabidopsis</i> homeobox protein	P\$BLR.01	0.9	254	264	1	0.998
P\$HEAT	Heat shock factors	P\$HSFA1A.01	0.75	284	300	1	0.757
P\$CCAF	Circadian control factors	P\$CCA1.01	0.85	297	311	1	0.953
P\$LFYB	LFY binding site	P\$LFY.01	0.93	318	330	0.91	0.945
P\$GAGA	GAGA elements	P\$BPC.01	1	329	353	1	1
P\$CCAF	Circadian control factors	P\$EE.01	0.84	335	349	0.75	0.865
P\$GAGA	GAGA elements	P\$BPC.01	1	331	355	1	1
P\$CCAF	Circadian control factors	P\$CCA1.01	0.85	337	351	1	0.968
P\$GTBX	GT-box elements	P\$SBF1.01	0.87	341	357	1	0.875
P\$MADS	MADS box proteins	P\$SQUA.01	0.9	345	365	1	0.925
P\$CCAF	Circadian control factors	P\$EE.01	0.84	363	377	1	0.925
O\$VTBP	Vertebrate TATA binding protein factor	O\$MTATA.01	0.84	383	399	1	0.895
P\$CARM	CA-rich motif	P\$CARICH.01	0.78	388	406	1	0.785
P\$AHBP	<i>Arabidopsis</i> homeobox protein	P\$HAHB4.01	0.87	397	407	1	0.902

TABLE 9-continued

Boxes and Motifs identified in the starting sequence of the p-GOS2 promoter							
p-GOS2				Position	Core	Matrix	
Family	Further Family Information	Matrix	Opt.	Position	Position	sim.	sim.
				from-to	—	—	
O\$VTBP	Vertebrate TATA binding protein factor	O\$LTATA.01	0.82	395	411	1	0.889
O\$VTBP	Vertebrate TATA binding protein factor	O\$LTATA.01	0.82	396	412	1	0.844
O\$PTBP	Plant TATA binding protein factor	O\$PTATA.01	0.88	398	412	1	0.892
O\$VTBP	Vertebrate TATA binding protein factor	O\$ATATA.01	0.78	397	413	0.75	0.781
P\$AHBP	<i>Arabidopsis</i> homeobox protein	P\$HAHB4.01	0.87	400	410	1	0.902
O\$VTBP	Vertebrate TATA binding protein factor	O\$ATATA.01	0.78	402	418	0.75	0.781
O\$VTBP	Vertebrate TATA binding protein factor	O\$VTATA.02	0.89	405	421	1	0.983
O\$PTBP	Plant TATA binding protein factor	O\$PTATA.02	0.9	408	422	1	0.917
P\$OCSE	Enhancer element first identified in the promoter of the octopine synthase gene (OCS) of the <i>Agrobacterium tumefaciens</i> T-DNA	P\$OCSTF.01	0.73	426	446	1	0.784
P\$AHBP	<i>Arabidopsis</i> homeobox protein	P\$HAHB4.01	0.87	440	450	1	0.926
P\$AHBP	<i>Arabidopsis</i> homeobox protein	P\$WUS.01	0.94	444	454	1	1
P\$OPAQ	Opaque-2 like transcriptional activators	P\$O2_GCN4.01	0.81	447	463	1	0.819
P\$SEF4	Soybean embryo factor 4	P\$SEF4.01	0.98	472	482	1	0.984
P\$GTBX	GT-box elements	P\$SBF1.01	0.87	481	497	1	0.922
P\$DOFF	DNA binding with one finger (DOF)	P\$DOF1.01	0.98	482	498	1	0.994
P\$GTBX	GT-box elements	P\$SBF1.01	0.87	482	498	1	0.9
P\$WBXF	W Box family	P\$WRKY11.01	0.94	493	509	1	0.963
P\$SEF4	Soybean embryo factor 4	P\$SEF4.01	0.98	504	514	1	0.994
P\$IBOX	Plant I-Box sites	P\$GATA.01	0.93	509	525	1	0.961
P\$NCS1	Nodulin consensus sequence 1	P\$NCS1.01	0.85	515	525	1	0.948
P\$GTBX	GT-box elements	P\$S1F.01	0.79	518	534	0.75	0.793
P\$LREM	Light responsive element motif, not modulated by different light qualities	P\$RAP22.01	0.85	527	537	1	0.897
P\$L1BX	L1 box, motif for L1 layer-specific expression	P\$ATML1.01	0.82	525	541	0.75	0.825
O\$VTBP	Vertebrate TATA binding protein factor	O\$ATATA.01	0.78	539	555	0.75	0.782
P\$ROOT	Root hair-specific cis-elements in angiosperms	P\$RHE.01	0.77	568	592	0.75	0.772
P\$ABRE	ABA response elements	P\$ABRE.01	0.82	591	607	1	0.837
P\$ASRC	AS1/AS2 repressor complex	P\$AS1_AS2_II.01	0.86	599	607	1	0.867
P\$L1BX	L1 box, motif for L1 layer-specific expression	P\$HDG9.01	0.77	629	645	1	0.89
P\$L1BX	L1 box, motif for L1 layer-specific expression	P\$HDG9.01	0.77	631	647	0.8	0.783
P\$L1BX	L1 box, motif for L1 layer-specific expression	P\$ATML1.01	0.82	638	654	1	0.877
P\$CCAF	Circadian control factors	P\$EE.01	0.84	649	663	1	0.899
P\$DOFF	DNA binding with one finger (DOF)	P\$PBF.01	0.97	687	703	1	0.987
P\$GTBX	GT-box elements	P\$SBF1.01	0.87	689	705	1	0.888
P\$AHBP	<i>Arabidopsis</i> homeobox protein	P\$BLR.01	0.9	695	705	1	0.929
P\$CCAF	Circadian control factors	P\$EE.01	0.84	694	708	1	0.954
P\$LREM	Light responsive element motif, not modulated by different light qualities	P\$RAP22.01	0.85	701	711	1	1
O\$VTBP	Vertebrate TATA binding protein factor	O\$ATATA.01	0.78	699	715	0.75	0.822
P\$HMGF	High mobility group factors	P\$HMG_IY.01	0.89	711	725	1	0.929
P\$AHBP	<i>Arabidopsis</i> homeobox protein	P\$ATHB1.01	0.9	716	726	0.79	0.901
P\$AHBP	<i>Arabidopsis</i> homeobox protein	P\$BLR.01	0.9	716	726	1	0.998
O\$VTBP	Vertebrate TATA binding protein factor	O\$VTATA.02	0.89	716	732	1	0.893

TABLE 9-continued

Boxes and Motifs identified in the starting sequence of the p-GOS2 promoter								
Family	Further Family Information	Matrix	Opt.	p-GOS2		Position	Core	Matrix
				from	to	Position	sim.	sim.
P\$SUCB	Sucrose box	P\$SUCROSE.01	0.81	715	733	1	0.856	
P\$DOFF	DNA binding with one finger (DOF)	P\$PBOX.01	0.75	718	734	0.76	0.762	
P\$HEAT	Heat shock factors	P\$HSE.01	0.81	718	734	1	0.833	
P\$GAPB	GAP-Box (light response elements)	P\$GAP.01	0.88	733	747	1	0.924	
P\$MYBL	MYB-like proteins	P\$MYBPH3.02	0.76	744	760	0.78	0.834	
O\$VTBP	Vertebrate TATA binding protein factor	O\$ATATA.01	0.78	754	770	0.75	0.831	
P\$TELO	Telo box (plant interstitial telomere motifs)	P\$ATPURA.01	0.85	756	770	0.75	0.869	
P\$MYCL	Myc-like basic helix-loop-helix binding factors	P\$OSBHLH66.01	0.85	789	807	1	0.851	
P\$BRRE	Brassinosteroid (BR) response element	P\$BZR1.01	0.95	793	809	1	0.998	
P\$URNA	Upstream sequence element of U-snRNA genes	P\$USE.01	0.75	812	828	0.75	0.797	
P\$MADS	MADS box proteins	P\$AGL1.01	0.84	812	832	1	0.895	
P\$MADS	MADS box proteins	P\$AGL1.01	0.84	813	833	0.92	0.911	
P\$NCS1	Nodulin consensus sequence 1	P\$NCS1.01	0.85	872	882	0.81	0.888	
P\$LREM	Light responsive element motif, not modulated by different light qualities	P\$RAP22.01	0.85	879	889	1	0.896	
P\$MSAE	M-phase-specific activator elements	P\$MSA.01	0.8	880	894	1	0.877	
P\$MYBL	MYB-like proteins	P\$NTMYBAS1.01	0.96	900	916	0.95	0.968	
P\$GTBX	GT-box elements	P\$SBF1.01	0.87	909	925	1	0.905	
P\$MYBL	MYB-like proteins	P\$AS1_AS2_I.01	0.99	911	927	1	1	
P\$LREM	Light responsive element motif, not modulated by different light qualities	P\$RAP22.01	0.85	981	991	1	0.893	
O\$PTBP	Plant TATA binding protein factor	O\$PTATA.02	0.9	982	996	1	0.951	
P\$L1BX	L1 box, motif for L1 layer-specific expression	P\$PDF2.01	0.85	982	998	1	0.884	
O\$VTBP	Vertebrate TATA binding protein factor	O\$VTATA.01	0.9	983	999	1	0.955	
P\$MADS	MADS box proteins	P\$AGL15.01	0.79	1006	1026	0.83	0.793	
P\$MYBS	MYB proteins with single DNA binding repeat	P\$ZMMRP1.01	0.79	1008	1024	0.78	0.811	
O\$PTBP	Plant TATA binding protein factor	O\$PTATA.02	0.9	1010	1024	1	0.91	
P\$CGCG	Calmodulin binding/CGCG box binding proteins	P\$ATSR1.01	0.84	1051	1067	1	0.859	
P\$ABRE	ABA response elements	P\$ABF1.01	0.79	1053	1069	1	0.837	
P\$CE3S	Coupling element 3 sequence	P\$CE3.01	0.77	1052	1070	1	0.893	
P\$NACF	Plant specific NAC [NAM (no apical meristem), ATAF172, CUC2 (cup-shaped cotyledons 2)] transcription factors	P\$ANAC092.01	0.92	1055	1067	1	0.927	
P\$DPBF	De3 promoter binding factors	P\$DPBF.01	0.89	1057	1067	1	0.908	
P\$PREM	Motifs of plastid response elements	P\$MGPROTORE.01	0.77	1059	1089	1	0.806	
O\$MTEN	Core promoter motif ten elements	O\$HMTE.01	0.88	1072	1092	0.96	0.94	
P\$DREB	Dehydration responsive element binding factors	P\$HVDRF1.01	0.89	1079	1093	1	0.922	
P\$PREM	Motifs of plastid response elements	P\$MGPROTORE.01	0.77	1077	1107	1	0.805	
O\$MTEN	Core promoter motif ten elements	O\$DMTE.01	0.77	1097	1117	0.84	0.805	
P\$OPAQ	Opaque-2 like transcriptional activators	P\$O2.02	0.87	1135	1151	1	0.915	
P\$SALT	Salt/drought responsive elements	P\$ALFIN1.02	0.95	1136	1150	1	0.954	
P\$L1BX	L1 box, motif for L1 layer-specific expression	P\$PDF2.01	0.85	1179	1195	1	0.882	
P\$SBPD	SBP-domain proteins	P\$SBP.01	0.88	1199	1215	1	0.912	
P\$PALA	Conserved box A in PAL and 4CL gene promoters	P\$PALBOXA.01	0.84	1201	1219	1	0.863	
P\$MYBS	MYB proteins with single DNA binding repeat	P\$ZMMRP1.01	0.79	1230	1246	1	0.833	

TABLE 9-continued

Boxes and Motifs identified in the starting sequence of the p-GOS2 promoter							
Family	Further Family Information	Matrix	Opt.	Position		Core	Matrix
				Position	from-to	sim.	sim.
P\$AHBP	<i>Arabidopsis</i> homeobox protein	P\$ATHB9.01	0.77	1244	1254	1	0.867
P\$MADS	MADS box proteins	P\$AGL2.01	0.82	1248	1268	0.97	0.828
P\$MYBS	MYB proteins with single DNA binding repeat	P\$MYBST1.01	0.9	1262	1278	1	0.953
P\$HEAT	Heat shock factors	P\$HSE.01	0.81	1278	1294	1	0.864
P\$LEGB	Legumin Box family	P\$RY.01	0.87	1277	1303	1	0.871
P\$MYBS	MYB proteins with single DNA binding repeat	P\$OSMYBS.01	0.82	1343	1359	0.75	0.822
O\$INRE	Core promoter initiator elements	O\$DINR.01	0.94	1349	1359	0.97	0.955
P\$STKM	Storekeeper motif	P\$STK.01	0.85	1355	1369	1	0.95
P\$GTBX	GT-box elements	P\$GT1.01	0.85	1403	1419	0.97	0.865
O\$VTBP	Vertebrate TATA binding protein factor	O\$ATATA.01	0.78	1439	1455	0.75	0.797
P\$OCSE	Enhancer element first identified in the promoter of the octopine synthase gene (OCS) of the <i>Agrobacterium tumefaciens</i> T-DNA	P\$OCSL.01	0.69	1437	1457	0.77	0.745
P\$HEAT	Heat shock factors	P\$HSFA1A.01	0.75	1478	1494	1	0.764
P\$WBXF	W Box family	P\$WRKY.01	0.92	1488	1504	1	0.94
P\$TEFB	TEF-box	P\$TEF1.01	0.76	1491	1511	0.96	0.858
P\$MYBS	MYB proteins with single DNA binding repeat	P\$HVMCB1.01	0.93	1498	1514	1	0.934
P\$MYBS	MYB proteins with single DNA binding repeat	P\$TAMYB80.01	0.83	1509	1525	0.75	0.837
P\$MSAE	M-phase-specific activator elements	P\$MSA.01	0.8	1551	1565	1	0.802
P\$OPAQ	Opaque-2 like transcriptional activators	P\$O2.01	0.87	1558	1574	1	0.883
P\$AHBP	<i>Arabidopsis</i> homeobox protein	P\$ATHB5.01	0.89	1569	1579	0.83	0.904
P\$AHBP	<i>Arabidopsis</i> homeobox protein	P\$ATHB5.01	0.89	1569	1579	0.94	0.978
O\$VTBP	Vertebrate TATA binding protein factor	O\$ATATA.01	0.78	1609	1625	0.75	0.781
PSLREM	Light responsive element motif, not modulated by different light qualities	P\$RAP22.01	0.85	1613	1623	1	0.966
P\$TEFB	TEF-box	P\$TEF1.01	0.76	1617	1637	0.84	0.812
P\$WNAC	Wheat NAC-domain transcription factors	P\$TANAC69.01	0.68	1625	1647	0.9	0.775
P\$NACF	Plant specific NAC [NAM (no apical meristem), ATAF172, CUC2 (cup-shaped cotyledons 2)] transcription factors	P\$ANAC019.01	0.94	1632	1644	0.95	0.968
P\$GTBX	GT-box elements	P\$S1F.01	0.79	1642	1658	1	0.917
P\$PSRE	Pollen-specific regulatory elements	P\$GAAA.01	0.83	1644	1660	1	0.864
P\$MYBL	MYB-like proteins	P\$MYBPH3.01	0.8	1647	1663	1	0.938
P\$DOFF	DNA binding with one finger (DOF)	P\$DOF1.01	0.98	1694	1710	1	1
P\$HEAT	Heat shock factors	P\$HSFA1A.01	0.75	1703	1719	0.86	0.757
P\$CCAF	Circadian control factors	P\$EE.01	0.84	1719	1733	1	0.955
P\$MADS	MADS box proteins	P\$AG.01	0.8	1717	1737	0.9	0.816
P\$GTBX	GT-box elements	P\$ASIL1.01	0.93	1732	1748	1	0.967
O\$INRE	Core promoter initiator elements	O\$DINR.01	0.94	1749	1759	1	0.957
P\$SUCB	Sucrose box	P\$SUCROSE.01	0.81	1749	1767	0.75	0.837
P\$SUCB	Sucrose box	P\$SUCROSE.01	0.81	1754	1772	0.75	0.815
P\$L1BX	L1 box, motif for L1 layer-specific expression	P\$ATML1.02	0.76	1757	1773	0.89	0.848
P\$AHBP	<i>Arabidopsis</i> homeobox protein	P\$ATHB9.01	0.77	1761	1771	0.75	0.815
O\$VTBP	Vertebrate TATA binding protein factor	O\$VTATA.02	0.89	1777	1793	1	0.996
P\$DOFF	DNA binding with one finger (DOF)	P\$DOF3.01	0.99	1778	1794	1	0.995
O\$PTBP	Plant TATA binding protein factor	O\$PTATA.02	0.9	1780	1794	1	0.923
P\$IBOX	Plant I-Box sites	P\$GATA.01	0.93	1787	1803	1	0.967
P\$MYBS	MYB proteins with single DNA binding repeat	P\$MYBST1.01	0.9	1790	1806	1	0.972

TABLE 9-continued

Boxes and Motifs identified in the starting sequence of the p-GOS2 promoter							
p-GOS2				Position	Core	Matrix	
Family	Further Family Information	Matrix	Opt.	Position	Position	sim.	sim.
				from-to	—	—	
O\$VTBP	Vertebrate TATA binding protein factor	O\$ATATA.01	0.78	1803	1819	0.75	0.797
P\$IBOX	Plant I-Box sites	P\$GATA.01	0.93	1847	1863	1	0.945
P\$MYBS	MYB proteins with single DNA binding repeat	P\$MYBST1.01	0.9	1850	1866	1	0.966
P\$MADS	MADS box proteins	P\$SQUA.01	0.9	1866	1886	1	0.916
P\$GTBX	GT-box elements	P\$SBF1.01	0.87	1872	1888	1	0.905
O\$VTBP	Vertebrate TATA binding protein factor	O\$LTATA.01	0.82	1873	1889	1	0.837
P\$AHBP	<i>Arabidopsis</i> homeobox protein	P\$HAHB4.01	0.87	1878	1888	1	0.902
P\$L1BX	L1 box, motif for L1 layer-specific expression	P\$ATML1.01	0.82	1882	1898	0.75	0.824
O\$INRE	Core promoter initiator elements	O\$DINR.01	0.94	1886	1896	0.97	0.949
P\$EPFF	EPF-type zinc finger factors, two canonical Cys2/His2 zinc finger motifs separated by spacers of various length	P\$ZPT22.01	0.75	1887	1909	1	0.774
P\$GAPB	GAP-Box (light response elements)	P\$GAP.01	0.88	1907	1921	1	0.903
P\$SUCB	Sucrose box	P\$SUCROSE.01	0.81	1912	1930	1	0.849
P\$HMGF	High mobility group factors	P\$HMG_IY.01	0.89	1920	1934	1	0.892
P\$SEF4	Soybean embryo factor 4	P\$SEF4.01	0.98	1927	1937	1	0.984
P\$MYBL	MYB-like proteins	P\$ATMYB77.01	0.87	1973	1989	1	0.9
P\$GTBX	GT-box elements	P\$ASIL1.01	0.93	1998	2014	1	0.971
P\$OPAQ	Opaque-2 like transcriptional activators	P\$O2_GCN4.01	0.81	2001	2017	1	0.83
P\$IBOX	Plant I-Box sites	P\$GATA.01	0.93	2018	2034	1	0.964
P\$MYBS	MYB proteins with single DNA binding repeat	P\$MYBST1.01	0.9	2021	2037	1	0.957
P\$LREM	Light responsive element motif, not modulated by different light qualities	P\$RAP22.01	0.85	2035	2045	1	0.858
P\$MIIG	MYB IIG-type binding sites	P\$MYBC1.01	0.92	2033	2047	1	0.941
P\$HEAT	Heat shock factors	P\$HSFA1A.01	0.75	2041	2057	1	0.792
P\$MYBL	MYB-like proteins	P\$GAMYB.01	0.91	2054	2070	1	0.918
P\$GTBX	GT-box elements	P\$GT1.01	0.85	2056	2072	1	0.876
P\$ASRC	AS1/AS2 repressor complex	P\$AS1_AS2_II.01	0.86	2067	2075	1	0.906
P\$EINL	Ethylene insensitive 3 like factors	P\$TEIL.01	0.92	2098	2106	0.96	0.926
O\$VTBP	Vertebrate TATA binding protein factor	O\$LTATA.01	0.82	2110	2126	1	0.828
P\$MYBL	MYB-like proteins	P\$MYBPH3.02	0.76	2110	2126	1	0.807

TABLE 10

Boxes and Motifs identified in the permuted sequence of the p-GOS2_perm1 promoter.							
p-GOS2_perm1				Position	Core	Matrix	
Family	Further Family Information	Matrix	Opt.	Position	Position	sim.	sim.
				from-to	—	—	
P\$NCS1	Nodulin consensus sequence 1	P\$NCS1.01	0.85	6	16	1	0.857
P\$MSAE	M-phase-specific activator elements	P\$MSA.01	0.8	15	29	1	0.832
P\$MYBL	MYB-like proteins	P\$GAMYB.01	0.91	29	45	1	0.92
P\$MYBL	MYB-like proteins	P\$WER.01	0.87	33	49	1	0.897
P\$MADS	MADS box proteins	P\$AGL2.01	0.82	35	55	0.79	0.82
P\$NACF	Plant specific NAC [NAM (no apical meristem), ATAF172, CUC2 (cup-shaped cotyledons 2)] transcription factors	P\$IDEF2.01	0.96	48	60	1	0.96
P\$BRRE	Brassinosteroid (BR) response element	P\$BZR1.01	0.95	48	64	1	0.954
O\$PTBP	Plant TATA binding protein factor	O\$PTATA.01	0.88	60	74	1	0.887
O\$VTBP	Vertebrate TATA binding protein factor	O\$VTATA.01	0.9	61	77	1	0.961

TABLE 10-continued

Boxes and Motifs identified in the permuted sequence of the p-GOS2_perm1 promoter.							
p-GOS2_perm1				Position		Core	Matrix
Family	Further Family Information	Matrix	Opt.	from-to	sim.	sim.	
O\$INRE	Core promoter initiator elements	O\$DINR.01	0.94	65	75	0.97	0.94
O\$VTBP	Vertebrate TATA binding protein factor	O\$LTATA.01	0.82	69	85	1	0.867
O\$VTBP	Vertebrate TATA binding protein factor	O\$VTATA.01	0.9	71	87	0.89	0.92
O\$YTBP	Yeast TATA binding protein factor	O\$SPT15.01	0.83	74	90	1	0.832
O\$YTBP	Yeast TATA binding protein factor	O\$SPT15.01	0.83	75	91	1	0.877
O\$VTBP	Vertebrate TATA binding protein factor	O\$ATATA.01	0.78	76	92	0.75	0.781
O\$YTBP	Yeast TATA binding protein factor	O\$SPT15.01	0.83	77	93	0.76	0.835
P\$MIIG	MYB IIG-type binding sites	P\$PALBOXL.01	0.8	118	132	0.77	0.841
P\$DOFF	DNA binding with one finger (DOF)	P\$DOF1.01	0.98	126	142	1	0.99
P\$DOFF	DNA binding with one finger (DOF)	P\$PBF.01	0.97	149	165	1	0.989
P\$WNAC	Wheat NAC-domain transcription factors	P\$TANAC69.01	0.68	170	192	0.81	0.712
O\$VTBP	Vertebrate TATA binding protein factor	O\$ATATA.01	0.78	187	203	1	0.878
P\$E2FF	E2F-homolog cell cycle regulators	P\$E2F.01	0.82	193	207	1	0.826
P\$AHBP	<i>Arabidopsis</i> homeobox protein	P\$ATHB5.01	0.89	207	217	0.83	0.903
P\$AHBP	<i>Arabidopsis</i> homeobox protein	P\$HAHB4.01	0.87	207	217	1	0.967
P\$CNAC	Calcium regulated NAC-factors	P\$CBNAC.02	0.85	215	235	1	0.937
P\$MYBS	MYB proteins with single DNA binding repeat	P\$PHR1.01	0.84	217	233	1	0.944
P\$OCSE	Enhancer element first identified in the promoter of the octopine synthase gene (OCS) of the <i>Agrobacterium tumefaciens</i> T-DNA	P\$OCSL.01	0.69	216	236	1	0.735
P\$MYBS	MYB proteins with single DNA binding repeat	P\$PHR1.01	0.84	222	238	1	0.979
P\$GTBX	GT-box elements	P\$SBF1.01	0.87	246	262	1	0.901
P\$STKM	Storekeeper motif	P\$STK.01	0.85	251	265	1	0.85
P\$AHBP	<i>Arabidopsis</i> homeobox protein	P\$ATHB5.01	0.89	254	264	0.83	0.904
P\$AHBP	<i>Arabidopsis</i> homeobox protein	P\$BLR.01	0.9	254	264	1	0.998
P\$HEAT	Heat shock factors	P\$HSFA1A.01	0.75	284	300	1	0.757
P\$CCAF	Circadian control factors	P\$CCA1.01	0.85	297	311	1	0.94
P\$LFYB	LFY binding site	P\$LFY.01	0.93	318	330	0.91	0.945
P\$WBXF	W Box family	P\$ERE.01	0.89	322	338	1	0.893
P\$GAGA	GAGA elements	P\$BPC.01	1	329	353	1	1
P\$CCAF	Circadian control factors	P\$EE.01	0.84	335	349	0.75	0.865
P\$GAGA	GAGA elements	P\$BPC.01	1	331	355	1	1
P\$CCAF	Circadian control factors	P\$CCA1.01	0.85	337	351	1	0.968
P\$GTBX	GT-box elements	P\$SBF1.01	0.87	341	357	1	0.875
P\$MADS	MADS box proteins	P\$SQUA.01	0.9	345	365	1	0.925
P\$CCAF	Circadian control factors	P\$EE.01	0.84	363	377	1	0.924
O\$VTBP	Vertebrate TATA binding protein factor	O\$MTATA.01	0.84	383	399	1	0.895
P\$CARM	CA-rich motif	P\$CARICH.01	0.78	388	406	1	0.8
P\$AHBP	<i>Arabidopsis</i> homeobox protein	P\$HAHB4.01	0.87	397	407	1	0.902
O\$VTBP	Vertebrate TATA binding protein factor	O\$LTATA.01	0.82	395	411	1	0.889
O\$VTBP	Vertebrate TATA binding protein factor	O\$LTATA.01	0.82	396	412	1	0.844
O\$PTBP	Plant TATA binding protein factor	O\$PTATA.01	0.88	398	412	1	0.892
O\$VTBP	Vertebrate TATA binding protein factor	O\$ATATA.01	0.78	397	413	0.75	0.781
P\$AHBP	<i>Arabidopsis</i> homeobox protein	P\$HAHB4.01	0.87	400	410	1	0.902
O\$VTBP	Vertebrate TATA binding protein factor	O\$ATATA.01	0.78	402	418	0.75	0.781
O\$VTBP	Vertebrate TATA binding protein factor	O\$VTATA.02	0.89	405	421	1	0.983
O\$PTBP	Plant TATA binding protein factor	O\$PTATA.02	0.9	408	422	1	0.917
P\$OCSE	Enhancer element first identified in the promoter of the octopine synthase gene	P\$OCSTF.01	0.73	426	446	1	0.762

TABLE 10-continued

Boxes and Motifs identified in the permuted sequence of the p-GOS2_perm1 promoter.							
p-GOS2_perm1				Position		Core	Matrix
Family	Further Family Information	Matrix	Opt.	from-to	sim.		
	(OCS) of the <i>Agrobacterium tumefaciens</i> T-DNA						
P\$AHBP	<i>Arabidopsis</i> homeobox protein	P\$HAHB4.01	0.87	440	450	1	0.926
P\$AHBP	<i>Arabidopsis</i> homeobox protein	P\$WUS.01	0.94	444	454	1	1
P\$OPAQ	Opaque-2 like transcriptional activators	P\$O2_GCN4.01	0.81	447	463	1	0.819
P\$SEF4	Soybean embryo factor 4	P\$SEF4.01	0.98	472	482	1	0.988
P\$GTBX	GT-box elements	P\$SBF1.01	0.87	481	497	1	0.922
P\$DOFF	DNA binding with one finger (DOF)	P\$DOF1.01	0.98	482	498	1	0.994
P\$GTBX	GT-box elements	P\$SBF1.01	0.87	482	498	1	0.9
P\$WBXF	W Box family	P\$WRKY11.01	0.94	493	509	1	0.957
P\$SEF4	Soybean embryo factor 4	P\$SEF4.01	0.98	504	514	1	0.988
P\$IBOX	Plant I-Box sites	P\$GATA.01	0.93	509	525	1	0.961
P\$NCS1	Nodulin consensus sequence 1	P\$NCS1.01	0.85	515	525	1	0.948
P\$GTBX	GT-box elements	P\$SIF.01	0.79	518	534	0.75	0.793
P\$LREM	Light responsive element motif, not modulated by different light qualities	P\$RAP22.01	0.85	527	537	1	0.897
P\$L1BX	L1 box, motif for L1 layer-specific expression	P\$HDG9.01	0.77	525	541	0.75	0.78
O\$VTBP	Vertebrate TATA binding protein factor	O\$ATATA.01	0.78	539	555	0.75	0.782
P\$ROOT	Root hair-specific cis-elements in angiosperms	P\$RHE.01	0.77	568	592	0.75	0.772
P\$ABRE	ABA response elements	P\$ABRE.01	0.82	591	607	1	0.837
P\$ASRC	AS1/AS2 repressor complex	P\$AS1_AS2_II.01	0.86	599	607	1	0.867
P\$L1BX	L1 box, motif for L1 layer-specific expression	P\$HDG9.01	0.77	629	645	1	0.888
O\$VTBP	Vertebrate TATA binding protein factor	O\$ATATA.01	0.78	631	647	0.75	0.831
P\$L1BX	L1 box, motif for L1 layer-specific expression	P\$HDG9.01	0.77	631	647	0.8	0.783
P\$L1BX	L1 box, motif for L1 layer-specific expression	P\$PDF2.01	0.85	638	654	1	0.861
P\$CCAF	Circadian control factors	P\$EE.01	0.84	649	663	1	0.899
P\$DOFF	DNA binding with one finger (DOF)	P\$PBF.01	0.97	687	703	1	0.987
P\$GTBX	GT-box elements	P\$SBF1.01	0.87	689	705	1	0.888
P\$AHBP	<i>Arabidopsis</i> homeobox protein	P\$BLR.01	0.9	695	705	1	0.929
P\$CCAF	Circadian control factors	P\$EE.01	0.84	694	708	1	0.954
P\$LREM	Light responsive element motif, not modulated by different light qualities	P\$RAP22.01	0.85	701	711	1	0.98
P\$HMGF	High mobility group factors	P\$HMG_IY.01	0.89	711	725	1	0.929
P\$AHBP	<i>Arabidopsis</i> homeobox protein	P\$ATHB1.01	0.9	716	726	0.79	0.901
P\$AHBP	<i>Arabidopsis</i> homeobox protein	P\$BLR.01	0.9	716	726	1	0.998
O\$VTBP	Vertebrate TATA binding protein factor	O\$VTATA.02	0.89	716	732	1	0.893
P\$SUCB	Sucrose box	P\$SUCROSE.01	0.81	715	733	1	0.856
P\$DOFF	DNA binding with one finger (DOF)	P\$PBOX.01	0.75	718	734	0.76	0.762
P\$HEAT	Heat shock factors	P\$HSE.01	0.81	718	734	1	0.833
P\$GAPB	GAP-Box (light response elements)	P\$GAP.01	0.88	733	747	1	0.917
P\$MYBL	MYB-like proteins	P\$MYBPH3.02	0.76	744	760	0.78	0.834
O\$VTBP	Vertebrate TATA binding protein factor	O\$ATATA.01	0.78	754	770	0.75	0.831
P\$TELO	Telo box (plant interstitial telomere motifs)	P\$ATPURA.01	0.85	756	770	0.75	0.869
P\$MYCL	Myc-like basic helix-loop-helix binding factors	P\$OSBHLH66.01	0.85	789	807	1	0.851
P\$BRRE	Brassinosteroid (BR) response element	P\$BZR1.01	0.95	793	809	1	0.998
P\$URNA	Upstream sequence element of U-snRNA genes	P\$USE.01	0.75	812	828	0.75	0.797
P\$MADS	MADS box proteins	P\$AGL1.01	0.84	812	832	1	0.895
P\$MADS	MADS box proteins	P\$AGL1.01	0.84	813	833	0.92	0.911
P\$NCS1	Nodulin consensus sequence 1	P\$NCS1.01	0.85	872	882	0.81	0.888
P\$LREM	Light responsive element motif, not modulated by different light qualities	P\$RAP22.01	0.85	879	889	1	0.896

TABLE 10-continued

Boxes and Motifs identified in the permuted sequence of the p-GOS2_perm1 promoter.							
p-GOS2_perm1				Position		Core	Matrix
Family	Further Family Information	Matrix	Opt.	from-to	sim.	sim.	
P\$MSAE	M-phase-specific activator elements	P\$MSA.01	0.8	880 894	1	0.877	
P\$MYBL	MYB-like proteins	P\$NTMYBAS1.01	0.96	900 916	0.95	0.968	
P\$GTBX	GT-box elements	P\$SBF1.01	0.87	909 925	1	0.905	
P\$MYBL	MYB-like proteins	P\$AS1_AS2_I.01	0.99	911 927	1	1	
P\$LREM	Light responsive element motif, not modulated by different light qualities	P\$RAP22.01	0.85	981 991	1	0.893	
O\$PTBP	Plant TATA binding protein factor	O\$PTATA.02	0.9	982 996	1	0.951	
P\$L1BX	L1 box, motif for L1 layer-specific expression	P\$PDF2.01	0.85	982 998	1	0.884	
O\$VTBP	Vertebrate TATA binding protein factor	O\$VTATA.01	0.9	983 999	1	0.955	
P\$MADS	MADS box proteins	P\$AGL15.01	0.79	1006 1026	0.83	0.8	
P\$MYBS	MYB proteins with single DNA binding repeat	P\$ZMMRP1.01	0.79	1008 1024	0.78	0.811	
O\$PTBP	Plant TATA binding protein factor	O\$PTATA.02	0.9	1010 1024	1	0.91	
P\$CGCG	Calmodulin binding/CGCG box binding proteins	P\$ATSR1.01	0.84	1051 1067	1	0.859	
P\$ABRE	ABA response elements	P\$ABF1.01	0.79	1053 1069	1	0.837	
P\$CE3S	Coupling element 3 sequence	P\$CE3.01	0.77	1052 1070	1	0.863	
P\$NACF	Plant specific NAC [NAM (no apical meristem), ATAF172, CUC2 (cup-shaped cotyledons 2)] transcription factors	P\$ANAC092.01	0.92	1055 1067	1	0.927	
P\$DPBF	Dc3 promoter binding factors	P\$DPBF.01	0.89	1057 1067	1	0.908	
P\$PREM	Motifs of plastid response elements	P\$MGPROTORE.01	0.77	1059 1089	1	0.806	
O\$MTEN	Core promoter motif ten elements	O\$HMTE.01	0.88	1072 1092	0.96	0.94	
P\$DREB	Dehydration responsive element binding factors	P\$HVDRF1.01	0.89	1079 1093	1	0.917	
P\$PREM	Motifs of plastid response elements	P\$MGPROTORE.01	0.77	1077 1107	1	0.807	
O\$MTEN	Core promoter motif ten elements	O\$DMTE.01	0.77	1097 1117	0.84	0.805	
P\$OPAQ	Opaque-2 like transcriptional activators	P\$O2.02	0.87	1135 1151	1	0.915	
P\$SALT	Salt/drought responsive elements	P\$ALFIN1.02	0.95	1136 1150	1	0.954	
P\$L1BX	L1 box, motif for L1 layer-specific expression	P\$PDF2.01	0.85	1179 1195	1	0.882	
P\$SBPD	SBP-domain proteins	P\$SBP.01	0.88	1199 1215	1	0.912	
P\$PALA	Conserved box A in PAL and 4CL gene promoters	P\$PALBOXA.01	0.84	1201 1219	1	0.863	
P\$MYBS	MYB proteins with single DNA binding repeat	P\$ZMMRP1.01	0.79	1230 1246	1	0.833	
P\$AHBP	<i>Arabidopsis</i> homeobox protein	P\$ATHB9.01	0.77	1244 1254	1	0.89	
P\$AHBP	<i>Arabidopsis</i> homeobox protein	P\$ATHB9.01	0.77	1244 1254	0.75	0.777	
P\$MADS	MADS box proteins	P\$AGL2.01	0.82	1248 1268	0.97	0.835	
P\$MYBS	MYB proteins with single DNA binding repeat	P\$MYBST1.01	0.9	1262 1278	1	0.953	
P\$HEAT	Heat shock factors	P\$HSE.01	0.81	1278 1294	1	0.864	
P\$LEGB	Legumin Box family	P\$RY.01	0.87	1277 1303	1	0.871	
P\$MYBS	MYB proteins with single DNA binding repeat	P\$OSMYBS.01	0.82	1343 1359	0.75	0.822	
O\$INRE	Core promoter initiator elements	O\$DINR.01	0.94	1349 1359	0.97	0.955	
P\$STKM	Storekeeper motif	P\$STK.01	0.85	1355 1369	1	0.927	
P\$GTBX	GT-box elements	P\$GT1.01	0.85	1403 1419	0.97	0.865	
P\$OCSE	Enhancer element first identified in the promoter of the octopine synthase gene (OCS) of the <i>Agrobacterium tumefaciens</i> T-DNA	P\$OCSL.01	0.69	1437 1457	0.77	0.703	
P\$HEAT	Heat shock factors	P\$HSFA1A.01	0.75	1478 1494	1	0.764	
P\$WBXF	W Box family	P\$ERE.01	0.89	1488 1504	1	0.968	
P\$TEFB	TEF-box	P\$TEF1.01	0.76	1491 1511	0.96	0.852	
P\$MYBS	MYB proteins with single DNA binding repeat	P\$HVMCB1.01	0.93	1498 1514	1	0.934	
P\$MYBS	MYB proteins with single DNA binding repeat	P\$TAMYB80.01	0.83	1509 1525	0.75	0.837	
P\$MSAE	M-phase-specific activator elements	P\$MSA.01	0.8	1551 1565	1	0.82	

TABLE 10-continued

Boxes and Motifs identified in the permuted sequence of the p-GOS2_perm1 promoter.							
p-GOS2_perm1				Position		Core	Matrix
Family	Further Family Information	Matrix	Opt.	from-to		sim.	sim.
P\$OPAQ	Opaque-2 like transcriptional activators	P\$O2.01	0.87	1558 1574		1	0.883
P\$AHBP	<i>Arabidopsis</i> homeobox protein	P\$ATHB5.01	0.89	1569 1579		0.83	0.904
P\$AHBP	<i>Arabidopsis</i> homeobox protein	P\$ATHB5.01	0.89	1569 1579		0.94	0.978
O\$VTBP	Vertebrate TATA binding protein factor	O\$ATATA.01	0.78	1609 1625		0.75	0.781
P\$LREM	Light responsive element motif, not modulated by different light qualities	P\$RAP22.01	0.85	1613 1623		1	0.966
P\$TEFB	TEF-box	P\$TEF1.01	0.76	1617 1637		0.84	0.761
P\$WNAC	Wheat NAC-domain transcription factors	P\$TANAC69.01	0.68	1625 1647		0.9	0.75
P\$NACF	Plant specific NAC [NAM (no apical meristem), ATAF172, CUC2 (cup-shaped cotyledons 2)] transcription factors	P\$ANAC019.01	0.94	1632 1644		0.95	0.968
P\$GTBX	GT-box elements	P\$S1F.01	0.79	1642 1658		1	0.882
P\$PSRE	Pollen-specific regulatory elements	P\$GAAA.01	0.83	1644 1660		1	0.864
P\$MYBL	MYB-like proteins	P\$MYBPH3.01	0.8	1647 1663		1	0.938
P\$DOFF	DNA binding with one finger (DOF)	P\$DOF1.01	0.98	1694 1710		1	1
P\$HEAT	Heat shock factors	P\$HSFA1A.01	0.75	1703 1719		0.86	0.765
P\$CCAF	Circadian control factors	P\$EE.01	0.84	1719 1733		1	0.955
P\$MADS	MADS box proteins	P\$AG.01	0.8	1717 1737		0.9	0.816
P\$GTBX	GT-box elements	P\$ASIL1.01	0.93	1732 1748		1	0.98
O\$INRE	Core promoter initiator elements	O\$DINR.01	0.94	1749 1759		1	0.957
P\$SUCB	Sucrose box	P\$SUCROSE.01	0.81	1749 1767		0.75	0.837
P\$SUCB	Sucrose box	P\$SUCROSE.01	0.81	1754 1772		0.75	0.815
P\$L1BX	L1 box, motif for L1 layer-specific expression	P\$ATML1.02	0.76	1757 1773		0.89	0.848
P\$AHBP	<i>Arabidopsis</i> homeobox protein	P\$ATHB9.01	0.77	1761 1771		0.75	0.815
P\$MADS	MADS box proteins	P\$AGL3.01	0.83	1768 1788		0.97	0.838
O\$VTBP	Vertebrate TATA binding protein factor	O\$VTATA.02	0.89	1777 1793		1	0.996
P\$DOFF	DNA binding with one finger (DOF)	P\$DOF3.01	0.99	1778 1794		1	0.995
O\$PTBP	Plant TATA binding protein factor	O\$PTATA.02	0.9	1780 1794		1	0.923
P\$IBOX	Plant I-Box sites	P\$GATA.01	0.93	1787 1803		1	0.967
P\$MYBS	MYB proteins with single DNA binding repeat	P\$MYBST1.01	0.9	1790 1806		1	0.972
O\$VTBP	Vertebrate TATA binding protein factor	O\$ATATA.01	0.78	1803 1819		0.75	0.797
P\$IBOX	Plant I-Box sites	P\$GATA.01	0.93	1847 1863		1	0.945
P\$MYBS	MYB proteins with single DNA binding repeat	P\$MYBST1.01	0.9	1850 1866		1	0.966
P\$MADS	MADS box proteins	P\$SQUA.01	0.9	1866 1886		1	0.916
P\$GTBX	GT-box elements	P\$SBF1.01	0.87	1872 1888		1	0.905
O\$VTBP	Vertebrate TATA binding protein factor	O\$LTATA.01	0.82	1873 1889		1	0.837
P\$AHBP	<i>Arabidopsis</i> homeobox protein	P\$HAHB4.01	0.87	1878 1888		1	0.902
P\$L1BX	L1 box, motif for L1 layer-specific expression	P\$ATML1.01	0.82	1882 1898		0.75	0.824
O\$INRE	Core promoter initiator elements	O\$DINR.01	0.94	1886 1896		0.97	0.949
P\$EPFF	EPF-type zinc finger factors, two canonical Cys2/His2 zinc finger motifs separated by spacers of various length	P\$ZPT22.01	0.75	1887 1909		1	0.752
P\$GAPB	GAP-Box (light response elements)	P\$GAP.01	0.88	1907 1921		1	0.903
P\$SUCB	Sucrose box	P\$SUCROSE.01	0.81	1912 1930		1	0.849
P\$HMGF	High mobility group factors	P\$HMG_IY.01	0.89	1920 1934		1	0.892
P\$SEF4	Soybean embryo factor 4	P\$SEF4.01	0.98	1927 1937		1	0.984
P\$MYBL	MYB-like proteins	P\$ATMYB77.01	0.87	1973 1989		1	0.9
P\$GTBX	GT-box elements	P\$ASIL1.01	0.93	1998 2014		1	0.958
P\$OPAQ	Opaque-2 like transcriptional activators	P\$O2_GCN4.01	0.81	2001 2017		1	0.875
P\$IBOX	Plant I-Box sites	P\$GATA.01	0.93	2018 2034		1	0.964
P\$MYBS	MYB proteins with single DNA binding repeat	P\$MYBST1.01	0.9	2021 2037		1	0.957

TABLE 10-continued

Boxes and Motifs identified in the permuted sequence of the p-GOS2_perm1 promoter.							
p-GOS2_perm1				Position		Core	Matrix
Family	Further Family Information	Matrix	Opt.	from-to	sim.	sim.	
P\$LREM	Light responsive element motif, not modulated by different light qualities	P\$RAP22.01	0.85	2035 2045	1	0.868	
P\$MIIG	MYB IIG-type binding sites	P\$MYBC1.01	0.92	2033 2047	1	0.938	
P\$HEAT	Heat shock factors	P\$HSFA1A.01	0.75	2041 2057	1	0.792	
P\$MYBL	MYB-like proteins	P\$GAMYB.01	0.91	2054 2070	1	0.918	
P\$GTBX	GT-box elements	P\$GT1.01	0.85	2056 2072	1	0.876	
P\$ASRC	AS1/AS2 repressor complex	P\$AS1_AS2_II.01	0.86	2067 2075	1	0.906	
P\$ASRC	AS1/AS2 repressor complex	P\$AS1_AS2_II.01	0.86	2075 2083	1	0.906	
P\$EINL	Ethylene insensitive 3 like factors	P\$TEIL.01	0.92	2098 2106	0.96	0.926	
O\$VTBP	Vertebrate TATA binding protein factor	O\$LTATA.01	0.82	2110 2126	1	0.828	
P\$MYBL	MYB-like proteins	P\$MYBPH3.02	0.76	2110 2126	1	0.807	

TABLE 11

Boxes and Motifs identified in the permuted sequence of the p-GOS2_perm2 promoter.							
p-GOS2_perm2				Position		Core	Matrix
Family	Further Family Information	Matrix	Opt.	from-to	sim.	sim.	
P\$NCS1	Nodulin consensus sequence 1	P\$NCS1.01	0.85	6 16	1	0.857	
P\$MSAE	M-phase-specific activator elements	P\$MSA.01	0.8	15 29	1	0.832	
P\$MYBL	MYB-like proteins	P\$GAMYB.01	0.91	29 45	1	0.95	
P\$MYBL	MYB-like proteins	P\$WER.01	0.87	33 49	1	0.897	
P\$MADS	MADS box proteins	P\$AGL2.01	0.82	35 55	0.789	0.82	
P\$NACF	Plant specific NAC [NAM (no apical meristem), ATAF172, CUC2 (cup-shaped cotyledons 2)] transcription factors	P\$IDF2.01	0.96	48 60	1	0.96	
P\$BRRE	Brassinosteroid (BR) response element	P\$BZR1.01	0.95	48 64	1	0.954	
O\$PTBP	Plant TATA binding protein factor	O\$PTATA.01	0.88	60 74	1	0.883	
O\$VTBP	Vertebrate TATA binding protein factor	O\$VTATA.01	0.9	61 77	1	0.961	
O\$INRE	Core promoter initiator elements	O\$DINR.01	0.94	65 75	0.969	0.94	
O\$VTBP	Vertebrate TATA binding protein factor	O\$LTATA.01	0.82	69 85	1	0.867	
O\$VTBP	Vertebrate TATA binding protein factor	O\$VTATA.01	0.9	71 87	0.892	0.92	
O\$YTBP	Yeast TATA binding protein factor	O\$SPT15.01	0.83	74 90	1	0.832	
O\$YTBP	Yeast TATA binding protein factor	O\$SPT15.01	0.83	75 91	1	0.877	
O\$VTBP	Vertebrate TATA binding protein factor	O\$ATATA.01	0.78	76 92	0.75	0.781	
O\$YTBP	Yeast TATA binding protein factor	O\$SPT15.01	0.83	77 93	0.755	0.835	
P\$MIIG	MYB IIG-type binding sites	P\$PALBOXL.01	0.8	118 132	0.768	0.841	
P\$DOFF	DNA binding with one finger (DOF)	P\$DOF1.01	0.98	126 142	1	0.99	
P\$DOFF	DNA binding with one finger (DOF)	P\$PBF.01	0.97	149 165	1	0.989	
P\$WNAC	Wheat NAC-domain transcription factors	P\$TANAC69.01	0.68	170 192	0.812	0.713	
O\$VTBP	Vertebrate TATA binding protein factor	O\$ATATA.01	0.78	187 203	1	0.869	
P\$E2FF	E2F-homolog cell cycle regulators	P\$E2F.01	0.82	193 207	1	0.829	
O\$INRE	Core promoter initiator elements	O\$DINR.01	0.94	200 210	0.969	0.945	
P\$AHBP	<i>Arabidopsis</i> homeobox protein	P\$ATHB5.01	0.89	207 217	0.83	0.903	
P\$AHBP	<i>Arabidopsis</i> homeobox protein	P\$HAHB4.01	0.87	207 217	1	0.967	

TABLE 11-continued

Boxes and Motifs identified in the permuted sequence of the p-GOS2_perm2 promoter.							
p-GOS2_perm2				Position	Core	Matrix	
Family	Further Family Information	Matrix	Opt.	from-to	sim.	sim.	
P\$CNAC	Calcium regulated NAC-factors	P\$CBNAC.02	0.85	215 235	1	0.95	
P\$MYBS	MYB proteins with single DNA binding repeat	P\$PHR1.01	0.84	217 233	1	0.975	
P\$OCSE	Enhancer element first identified in the promoter of the octopine synthase gene (OCS) of the <i>Agrobacterium tumefaciens</i> T-DNA	P\$OCSL.01	0.69	216 236	1	0.71	
P\$MYBS	MYB proteins with single DNA binding repeat	P\$PHR1.01	0.84	222 238	1	0.922	
P\$GTBX	GT-box elements	P\$SBF1.01	0.87	246 262	1	0.901	
P\$STKM	Storekeeper motif	P\$STK.01	0.85	251 265	1	0.85	
P\$AHBP	<i>Arabidopsis</i> homeobox protein	P\$ATHB5.01	0.89	254 264	0.83	0.904	
P\$AHBP	<i>Arabidopsis</i> homeobox protein	P\$BLR.01	0.9	254 264	1	0.998	
P\$HEAT	Heat shock factors	P\$HSFA1A.01	0.75	284 300	1	0.784	
P\$CCAF	Circadian control factors	P\$CCA1.01	0.85	297 311	1	0.947	
P\$LFYB	LFY binding site	P\$LFY.01	0.93	318 330	0.914	0.945	
P\$GAGA	GAGA elements	P\$BPC.01	1	329 353	1	1	
P\$CCAF	Circadian control factors	P\$EE.01	0.84	335 349	0.75	0.865	
P\$GAGA	GAGA elements	P\$BPC.01	1	331 355	1	1	
P\$CCAF	Circadian control factors	P\$CCA1.01	0.85	337 351	1	0.968	
P\$GTBX	GT-box elements	P\$SBF1.01	0.87	341 357	1	0.875	
P\$MADS	MADS box proteins	P\$SQUA.01	0.9	345 365	1	0.925	
P\$CCAF	Circadian control factors	P\$EE.01	0.84	363 377	1	0.925	
O\$VTBP	Vertebrate TATA binding protein factor	O\$MTATA.01	0.84	383 399	1	0.91	
P\$CARM	CA-rich motif	P\$CARICH.01	0.78	388 406	1	0.785	
P\$AHBP	<i>Arabidopsis</i> homeobox protein	P\$HAHB4.01	0.87	397 407	1	0.902	
O\$VTBP	Vertebrate TATA binding protein factor	O\$LTATA.01	0.82	395 411	1	0.889	
O\$VTBP	Vertebrate TATA binding protein factor	O\$LTATA.01	0.82	396 412	1	0.844	
O\$PTBP	Plant TATA binding protein factor	O\$PTATA.01	0.88	398 412	1	0.892	
O\$VTBP	Vertebrate TATA binding protein factor	O\$ATATA.01	0.78	397 413	0.75	0.781	
P\$NCS2	<i>Arabidopsis</i> homeobox protein	P\$HAHB4.01	0.87	400 410	1	0.902	
P\$MSAE	Vertebrate TATA binding protein factor	O\$ATATA.01	0.78	402 418	0.75	0.781	
P\$MYBL	Vertebrate TATA binding protein factor	O\$VTATA.02	0.89	405 421	1	0.983	
P\$MYBL	Plant TATA binding protein factor	O\$PTATA.02	0.9	408 422	1	0.917	
P\$OCSE	Enhancer element first identified in the promoter of the octopine synthase gene (OCS) of the <i>Agrobacterium tumefaciens</i> T-DNA	P\$OCSTF.01	0.73	426 446	1	0.733	
P\$AHBP	<i>Arabidopsis</i> homeobox protein	P\$HAHB4.01	0.87	440 450	1	0.921	
P\$AHBP	<i>Arabidopsis</i> homeobox protein	P\$WUS.01	0.94	444 454	1	1	
P\$OPAQ	Opaque-2 like transcriptional activators	P\$O2_GCN4.01	0.81	447 463	1	0.819	
P\$SEF4	Soybean embryo factor 4	P\$SEF4.01	0.98	472 482	1	0.987	
P\$GTBX	GT-box elements	P\$SBF1.01	0.87	481 497	1	0.922	
P\$DOFF	DNA binding with one finger (DOF)	P\$DOF1.01	0.98	482 498	1	0.994	
P\$GTBX	GT-box elements	P\$SBF1.01	0.87	482 498	1	0.9	
P\$WBXF	W Box family	P\$WRKY11.01	0.94	493 509	1	0.957	
P\$SEF4	Soybean embryo factor 4	P\$SEF4.01	0.98	504 514	1	0.998	
P\$IBOX	Plant I-Box sites	P\$GATA.01	0.93	509 525	1	0.986	
P\$NCS1	Nodulin consensus sequence 1	P\$NCS1.01	0.85	515 525	1	0.948	
P\$GTBX	GT-box elements	P\$S1F.01	0.79	518 534	0.75	0.793	
P\$LREM	Light responsive element motif, not modulated by different light qualities	P\$RAP22.01	0.85	527 537	1	0.897	

TABLE 11-continued

Boxes and Motifs identified in the permuted sequence of the p-GOS2_perm2 promoter.							
p-GOS2_perm2				Position		Core	Matrix
Family	Further Family Information	Matrix	Opt.	from-to	sim.	sim.	
P\$L1BX	L1 box, motif for L1 layer-specific expression	P\$ATML1.01	0.82	525 541	0.75	0.825	
O\$VTBP	Vertebrate TATA binding protein factor	O\$ATATA.01	0.78	539 555	0.75	0.782	
P\$ROOT	Root hair-specific cis-elements in angiosperms	P\$RHE.01	0.77	568 592	0.75	0.787	
P\$ABRE	ABA response elements	P\$ABRE.01	0.82	591 607	1	0.837	
P\$ASRC	AS1/AS2 repressor complex	P\$AS1_AS2_II.01	0.86	599 607	1	0.867	
P\$L1BX	L1 box, motif for L1 layer-specific expression	P\$HDG9.01	0.77	629 645	1	0.883	
P\$L1BX	L1 box, motif for L1 layer-specific expression	P\$HDG9.01	0.77	631 647	0.797	0.776	
P\$L1BX	L1 box, motif for L1 layer-specific expression	P\$ATML1.01	0.82	638 654	1	0.886	
P\$CCAF	Circadian control factors	P\$EE.01	0.84	649 663	1	0.891	
P\$DOFF	DNA binding with one finger (DOF)	P\$PBF.01	0.97	687 703	1	0.987	
P\$GTBX	GT-box elements	P\$SBF1.01	0.87	689 705	1	0.888	
P\$AHBP	<i>Arabidopsis</i> homeobox protein	P\$BLR.01	0.9	695 705	1	0.929	
P\$CCAF	Circadian control factors	P\$EE.01	0.84	694 708	1	0.954	
P\$LREM	Light responsive element motif, not modulated by different light qualities	P\$RAP22.01	0.85	701 711	1	1	
P\$MADS	MADS box proteins	P\$RIN.01	0.77	699 719	1	0.776	
P\$HMGF	High mobility group factors	P\$HMG_IY.01	0.89	711 725	1	0.924	
P\$AHBP	<i>Arabidopsis</i> homeobox protein	P\$ATHB1.01	0.9	716 726	0.789	0.901	
P\$AHBP	<i>Arabidopsis</i> homeobox protein	P\$BLR.01	0.9	716 726	1	0.998	
O\$VTBP	Vertebrate TATA binding protein factor	O\$VTATA.02	0.89	716 732	1	0.893	
P\$SUCB	Sucrose box	P\$SUCROSE.01	0.81	715 733	1	0.856	
P\$DOFF	DNA binding with one finger (DOF)	P\$PBOX.01	0.75	718 734	0.761	0.762	
P\$HEAT	Heat shock factors	P\$HSE.01	0.81	718 734	1	0.833	
P\$GAPB	GAP-Box (light response elements)	P\$GAP.01	0.88	733 747	1	0.885	
P\$MYBL	MYB-like proteins	P\$MYBPH3.02	0.76	744 760	0.779	0.834	
O\$VTBP	Vertebrate TATA binding protein factor	O\$ATATA.01	0.78	754 770	0.75	0.831	
P\$TELO	Telo box (plant interstitial telomere motifs)	P\$ATPURA.01	0.85	756 770	0.75	0.869	
P\$MYCL	Myc-like basic helix-loop-helix binding factors	P\$OSBHLH66.01	0.85	789 807	1	0.851	
P\$BRRE	Brassinosteroid (BR) response element	P\$BZR1.01	0.95	793 809	1	0.998	
P\$URNA	Upstream sequence element of U-snRNA genes	P\$USE.01	0.75	812 828	0.75	0.797	
P\$MADS	MADS box proteins	P\$AGL1.01	0.84	812 832	1	0.895	
P\$MADS	MADS box proteins	P\$AGL1.01	0.84	813 833	0.915	0.911	
P\$NCS1	Nodulin consensus sequence 1	P\$NCS1.01	0.85	872 882	0.805	0.888	
P\$LREM	Light responsive element motif, not modulated by different light qualities	P\$RAP22.01	0.85	879 889	1	0.896	
P\$MSAE	M-phase-specific activator elements	P\$MSA.01	0.8	880 894	1	0.877	
P\$MYBL	MYB-like proteins	P\$NTMYBAS1.01	0.96	900 916	0.949	0.968	
P\$GTBX	GT-box elements	P\$SBF1.01	0.87	909 925	1	0.905	
P\$MYBL	MYB-like proteins	P\$AS1_AS2_I.01	0.99	911 927	1	1	
P\$LREM	Light responsive element motif, not modulated by different light qualities	P\$RAP22.01	0.85	981 991	1	0.893	
O\$PTBP	Plant TATA binding protein factor	O\$PTATA.02	0.9	982 996	1	1	
P\$L1BX	L1 box, motif for L1 layer-specific expression	P\$PDF2.01	0.85	982 998	1	0.884	
O\$VTBP	Vertebrate TATA binding protein factor	O\$VTATA.01	0.9	983 999	1	0.973	
P\$MADS	MADS box proteins	P\$AGL15.01	0.79	1006 1026	0.825	0.793	
P\$MYBS	MYB proteins with single DNA binding repeat	P\$ZMMRP1.01	0.79	1008 1024	0.778	0.811	

TABLE 11-continued

Boxes and Motifs identified in the permuted sequence of the p-GOS2_perm2 promoter.							
p-GOS2_perm2				Position	Core	Matrix	
Family	Further Family Information	Matrix	Opt.	from-to	sim.	sim.	
O\$PTBP	Plant TATA binding protein factor	O\$PTATA.02	0.9	1010 1024	1	0.91	
P\$CGCG	Calmodulin binding/CGCG box binding proteins	P\$ATSR1.01	0.84	1051 1067	1	0.859	
P\$ABRE	ABA response elements	P\$ABF1.01	0.79	1053 1069	1	0.797	
P\$CE3S	Coupling element 3 sequence	P\$CE3.01	0.77	1052 1070	1	0.874	
P\$NACF	Plant specific NAC [NAM (no apical meristem), ATAF172, CUC2 (cup-shaped cotyledons 2)] transcription factors	P\$ANAC092.01	0.92	1055 1067	1	0.924	
P\$DPBF	Dc3 promoter binding factors	P\$DPBF.01	0.89	1057 1067	1	0.908	
P\$PREM	Motifs of plastid response elements	P\$MGPROTORE.01	0.77	1059 1089	1	0.806	
O\$MTEN	Core promoter motif ten elements	O\$HMTE.01	0.88	1072 1092	0.961	0.94	
P\$DREB	Dehydration responsive element binding factors	P\$HVDRF1.01	0.89	1079 1093	1	0.922	
P\$PREM	Motifs of plastid response elements	P\$MGPROTORE.01	0.77	1077 1107	1	0.784	
O\$MTEN	Core promoter motif ten elements	O\$DMTE.01	0.77	1097 1117	0.844	0.802	
P\$OPAQ	Opaque-2 like transcriptional activators	P\$O2.02	0.87	1135 1151	1	0.915	
P\$SALT	Salt/drought responsive elements	P\$ALFIN1.02	0.95	1136 1150	1	0.954	
P\$L1BX	L1 box, motif for L1 layer-specific expression	P\$PDF2.01	0.85	1179 1195	1	0.882	
P\$SBPD	SBP-domain proteins	P\$SBP.01	0.88	1199 1215	1	0.912	
P\$PALA	Conserved box A in PAL and 4CL gene promoters	P\$PALBOXA.01	0.84	1201 1219	1	0.863	
P\$MYBS	MYB proteins with single DNA binding repeat	P\$ZMMRP1.01	0.79	1230 1246	1	0.838	
P\$AHBP	<i>Arabidopsis</i> homeobox protein	P\$ATHB9.01	0.77	1244 1254	1	0.777	
P\$MADS	MADS box proteins	P\$AGL2.01	0.82	1248 1268	0.969	0.828	
P\$MYBS	MYB proteins with single DNA binding repeat	P\$MYBST1.01	0.9	1262 1278	1	0.953	
P\$HEAT	Heat shock factors	P\$HSE.01	0.81	1278 1294	1	0.864	
P\$LEGB	Legumin Box family	P\$RY.01	0.87	1277 1303	1	0.871	
P\$MYBS	MYB proteins with single DNA binding repeat	P\$OSMYBS.01	0.82	1343 1359	0.75	0.822	
O\$INRE	Core promoter initiator elements	O\$DINR.01	0.94	1349 1359	0.969	0.955	
P\$STKM	Storekeeper motif	P\$STK.01	0.85	1355 1369	1	0.95	
P\$GTBX	GT-box elements	P\$GT1.01	0.85	1403 1419	0.969	0.85	
O\$VTBP	Vertebrate TATA binding protein factor	O\$ATATA.01	0.78	1439 1455	0.75	0.797	
P\$OCSE	Enhancer element first identified in the promoter of the octopine synthase gene (OCS) of the <i>Agrobacterium tumefaciens</i> T-DNA	P\$OCSL.01	0.69	1437 1457	0.769	0.734	
P\$HEAT	Heat shock factors	P\$HSFA1A.01	0.75	1478 1494	1	0.764	
P\$WBXF	W Box family	P\$WRKY.01	0.92	1488 1504	1	0.94	
P\$TEFB	TEF-box	P\$TEF1.01	0.76	1491 1511	0.957	0.859	
P\$MYBS	MYB proteins with single DNA binding repeat	P\$HVMCB1.01	0.93	1498 1514	1	0.934	
P\$MYBS	MYB proteins with single DNA binding repeat	P\$TAMYB80.01	0.83	1509 1525	0.75	0.845	
P\$MSAE	M-phase-specific activator elements	P\$MSA.01	0.8	1551 1565	1	0.807	
P\$OPAQ	Opaque-2 like transcriptional activators	P\$O2.01	0.87	1558 1574	1	0.883	
P\$AHBP	<i>Arabidopsis</i> homeobox protein	P\$ATHB5.01	0.89	1569 1579	0.83	0.904	
P\$AHBP	<i>Arabidopsis</i> homeobox protein	P\$ATHB5.01	0.89	1569 1579	0.936	0.978	
O\$VTBP	Vertebrate TATA binding protein factor	O\$ATATA.01	0.78	1609 1625	0.75	0.781	
P\$LREM	Light responsive element motif, not modulated by different light qualities	P\$RAP22.01	0.85	1613 1623	1	0.966	

TABLE 11-continued

Boxes and Motifs identified in the permuted sequence of the p-GOS2_perm2 promoter.							
p-GOS2_perm2				Position			
Family	Further Family Information	Matrix	Opt.	from-to	Core	Matrix	
					sim.	sim.	
P\$TEFB	TEF-box	P\$TEF1.01	0.76	1617 1637	0.839	0.812	
P\$WNAC	Wheat NAC-domain transcription factors	P\$TANAC69.01	0.68	1625 1647	0.896	0.811	
P\$NACF	Plant specific NAC [NAM (no apical meristem), ATAF172, CUC2 (cup-shaped cotyledons 2)] transcription factors	P\$ANAC019.01	0.94	1632 1644	0.953	0.968	
P\$GTBX	GT-box elements	P\$S1F.01	0.79	1642 1658	1	0.917	
P\$PSRE	Pollen-specific regulatory elements	P\$GAAA.01	0.83	1644 1660	1	0.864	
P\$MYBL	MYB-like proteins	P\$MYBPH3.01	0.8	1647 1663	1	0.938	
P\$DOFF	DNA binding with one finger (DOF)	P\$DOF1.01	0.98	1694 1710	1	1	
P\$HEAT	Heat shock factors	P\$HSFA1A.01	0.75	1703 1719	0.857	0.757	
P\$CCAF	Circadian control factors	P\$EE.01	0.84	1719 1733	1	0.953	
P\$MADS	MADS box proteins	P\$AG.01	0.8	1717 1737	0.902	0.813	
P\$GTBX	GT-box elements	P\$ASIL1.01	0.93	1732 1748	1	0.967	
O\$INRE	Core promoter initiator elements	O\$DINR.01	0.94	1749 1759	1	0.965	
P\$SUCB	Sucrose box	P\$SUCROSE.01	0.81	1749 1767	0.75	0.83	
P\$SUCB	Sucrose box	P\$SUCROSE.01	0.81	1754 1772	0.75	0.822	
P\$L1BX	L1 box, motif for L1 layer-specific expression	P\$ATML1.02	0.76	1757 1773	0.89	0.848	
P\$AHBP	<i>Arabidopsis</i> homeobox protein	P\$ATHB9.01	0.77	1761 1771	0.75	0.815	
O\$VTBP	Vertebrate TATA binding protein factor	O\$VTATA.02	0.89	1777 1793	1	0.996	
P\$DOFF	DNA binding with one finger (DOF)	P\$DOF3.01	0.99	1778 1794	1	0.995	
O\$PTBP	Plant TATA binding protein factor	O\$PTATA.02	0.9	1780 1794	1	0.923	
P\$IBOX	Plant I-Box sites	P\$GATA.01	0.93	1787 1803	1	0.967	
P\$MYBS	MYB proteins with single DNA binding repeat	P\$MYBST1.01	0.9	1790 1806	1	0.972	
O\$VTBP	Vertebrate TATA binding protein factor	O\$ATATA.01	0.78	1803 1819	0.75	0.812	
P\$IBOX	Plant I-Box sites	P\$GATA.01	0.93	1847 1863	1	0.945	
P\$MYBS	MYB proteins with single DNA binding repeat	P\$MYBST1.01	0.9	1850 1866	1	0.966	
P\$MADS	MADS box proteins	P\$SQUA.01	0.9	1866 1886	1	0.916	
P\$GTBX	GT-box elements	P\$SBF1.01	0.87	1872 1888	1	0.905	
O\$VTBP	Vertebrate TATA binding protein factor	O\$LTATA.01	0.82	1873 1889	1	0.837	
P\$AHBP	<i>Arabidopsis</i> homeobox protein	P\$HAHB4.01	0.87	1878 1888	1	0.902	
P\$L1BX	L1 box, motif for L1 layer-specific expression	P\$ATML1.01	0.82	1882 1898	0.75	0.824	
O\$INRE	Core promoter initiator elements	O\$DINR.01	0.94	1886 1896	0.969	0.949	
P\$EPPF	EPF-type zinc finger factors, two canonical Cys2/His2 zinc finger motifs separated by spacers of various length	P\$ZPT22.01	0.75	1887 1909	1	0.755	
P\$GAPB	GAP-Box (light response elements)	P\$GAP.01	0.88	1907 1921	1	0.903	
P\$SUCB	Sucrose box	P\$SUCROSE.01	0.81	1912 1930	1	0.849	
P\$HMGF	High mobility group factors	P\$HMG_IY.01	0.89	1920 1934	1	0.892	
P\$SEF4	Soybean embryo factor 4	P\$SEF4.01	0.98	1927 1937	1	0.984	
P\$MYBL	MYB-like proteins	P\$ATMYB77.01	0.87	1973 1989	1	0.894	
P\$GTBX	GT-box elements	P\$ASIL1.01	0.93	1998 2014	1	0.971	
P\$OPAQ	Opaque-2 like transcriptional activators	P\$O2_GC4.01	0.81	2001 2017	1	0.83	
P\$IBOX	Plant I-Box sites	P\$GATA.01	0.93	2018 2034	1	0.964	
P\$MYBS	MYB proteins with single DNA binding repeat	P\$MYBST1.01	0.9	2021 2037	1	0.957	
P\$LREM	Light responsive element motif, not modulated by different light qualities	P\$RAP22.01	0.85	2035 2045	1	0.858	
P\$MIIG	MYB IIG-type binding sites	P\$MYBC1.01	0.92	2033 2047	1	0.941	
P\$HEAT	Heat shock factors	P\$HSFA1A.01	0.75	2041 2057	1	0.801	
P\$MYBL	MYB-like proteins	P\$GAMYB.01	0.91	2054 2070	1	0.918	

TABLE 11-continued

Boxes and Motifs identified in the permuted sequence of the p-GOS2_perm2 promoter.							
p-GOS2_perm2				Position	Core	Matrix	
Family	Further Family Information	Matrix	Opt.	from-to	sim.	sim.	
P\$GTBX	GT-box elements	P\$GT1.01	0.85	2056 2072	1	0.876	
P\$ASRC	AS1/AS2 repressor complex	P\$AS1_AS2_II.01	0.86	2067 2075	1	0.906	
P\$EINL	Ethylen insensitive 3 like factors	P\$TEIL.01	0.92	2098 2106	0.964	0.926	
O\$VTBP	Vertebrate TATA binding protein factor	O\$LTATA.01	0.82	2110 2126	1	0.828	
P\$MYBL	MYB-like proteins	P\$MYBPH3.02	0.76	2110 2126	1	0.807	

15

5.2 Vector Construction

The DNA fragments representing promoter p-GOS2_perm1 (SEQ ID NO14) and p-GOS2_perm2 (SEQ ID NO15), respectively, were generated by gene synthesis. Endonucleolytic restriction sites suitable for cloning the promoter fragments were included in the synthesis.

The p-GOS2_perm1 (SEQ ID NO14) and p-GOS2_perm2 (SEQ ID NO15) promoters are cloned into destination vectors compatible with the Multisite Gateway System upstream of an attachment site and a terminator using *Sma*I restriction endonuclease.

beta-Glucuronidase (GUS) or *uidA* gene which encodes an enzyme for which various chromogenic substrates are known, is utilized as reporter protein for determining the expression features of the permuted p-GOS2_perm (SEQ ID NO14) and p-GOS2_perm2 (SEQ ID NO15) promoter sequences.

A pENTR/A vector harboring the beta-Glucuronidase reporter gene *c-GUS* (with the prefix *c-* denoting coding sequence) is constructed using site specific recombination (BP-reaction).

By performing a site specific recombination (LR-reaction), the created pENTR/A is combined with the destination vector according to the manufacturers (Invitrogen, Carlsbad, Calif., USA) Multisite Gateway manual. The reaction yields a binary vector with the p-GOS2_perm1 promoter (SEQ ID NO14) or the p-Gos2_perm2 promoter (SEQ ID NO 15), respectively, the beta-Glucuronidase coding sequence *c-GUS* and a terminator.

5.3 Generation do Transgenic Rice Plants

The *Agrobacterium* containing the respective expression vector is used to transform *Oryza sativa* plants. Mature dry seeds of the rice *japonica* cultivar Nipponbare are dehusked. Sterilization is carried out by incubating for one minute in 70% ethanol, followed by 30 minutes in 0.2% HgCl₂, followed by a 6 times 15 minutes wash with sterile distilled water. The sterile seeds are then germinated on a medium containing 2,4-D (callus induction medium). After incubation in the dark for four weeks, embryogenic, scutellum-derived calli are excised and propagated on the same medium. After two weeks, the calli are multiplied or propagated by subculture on the same medium for another 2 weeks. Embryogenic callus pieces are sub-cultured on fresh medium 3 days before co-cultivation (to boost cell division activity).

Agrobacterium strain LBA4404 containing the respective expression vector is used for co-cultivation. *Agrobacterium* is inoculated on AB medium with the appropriate antibiotics and cultured for 3 days at 28° C. The bacteria are then collected and suspended in liquid co-cultivation medium to a density (OD₆₀₀) of about 1. The suspension is then

transferred to a Petri dish and the calli immersed in the suspension for 15 minutes. The callus tissues are then blotted dry on a filter paper and transferred to solidified, co-cultivation medium and incubated for 3 days in the dark at 25° C. Co-cultivated calli are grown on 2,4-D-containing medium for 4 weeks in the dark at 28° C. in the presence of a selection agent During this period, rapidly growing resistant callus islands developed. After transfer of this material to a regeneration medium and incubation in the light, the embryogenic potential is released and shoots developed in the next four to five weeks. Shoots are excised from the calli and incubated for 2 to 3 weeks on an auxin-containing medium from which they are transferred to soil. Hardened shoots are grown under high humidity and short days in a greenhouse.

The primary transformants are transferred from a tissue culture chamber to a greenhouse. After a quantitative PCR analysis to verify copy number of the T-DNA insert, only single copy transgenic plants that exhibit tolerance to the selection agent are kept for harvest of T1 seed. Seeds are then harvested three to five months after transplanting. The method yields single locus transformants at a rate of over 50% (Aldemita and Hodges 1996, Chan et al. 1993, Hiei et al. 1994).

Example 6: Expression Profile of the p-GOS2_perm1 (SEQ ID NO14) and p-GOS2_perm2 (SEQ ID NO15) Control Elements

To demonstrate and analyze the transcription regulating properties of a promoter, it is useful to operably link the promoter or its fragments to a reporter gene, which can be employed to monitor its expression both qualitatively and quantitatively. Preferably bacterial β -glucuronidase is used (Jefferson 1987). β -glucuronidase activity can be monitored in planta with chromogenic substrates such as 5-bromo-4-Chloro-3-indolyl- β -D-glucuronic acid during corresponding activity assays (Jefferson 1987). For determination of promoter activity and tissue specificity, plant tissue is dissected, stained and analyzed as described (e.g., Bäumlein 1991).

The regenerated transgenic T0 rice plants are used for reporter gene analysis.

General results for SEQ ID NO14: Medium-strong GUS expression is detected in all plant tissues analyzed.

General results for SEQ ID NO15: Medium-strong GUS expression is detected in all plant tissues analyzed.

General results for SEQ ID NO13: Medium-strong GUS expression is detected in all plant tissues analyzed.

SEQUENCE LISTING

<160> NUMBER OF SEQ ID NOS: 15

<210> SEQ ID NO 1
 <211> LENGTH: 1151
 <212> TYPE: DNA
 <213> ORGANISM: Phaseolus vulgaris
 <220> FEATURE:
 <221> NAME/KEY: Promoter
 <222> LOCATION: (1)..(1151)
 <223> OTHER INFORMATION: p-PvArc

<400> SEQUENCE: 1

```

ttctatagaa aatgtggttat ttctcatca ccagacaaag gggcaacagt taacaaaaca      60
aatttatggt tcatttgaga ttaaggaagg taaggaagaa aaaagattaa aaaaaatgct      120
cttatctctt tgtttctgta ataataatat aagagactta aacttttaat ataataattg      180
taattagggt ttctagtcac gagcaccact cagagacaag atttcaagaa aacaattttg      240
ttaaacatct tattagaaac ttttagttaa gtcttgaagt tagaattaa caaaaaaag      300
tacacacgag aacacaata aaccactac cgtcagggtta tcataaggat gaaatgtttt      360
gatatcatta aatataacac acacaaaaat acatctaatt ataacaatat atgttatata      420
tatatttttg taaaaactta gagtttttca aaacattcta atacatgatt agagtttata      480
gaaatacaaa tatttaaaaa atataatfff aaaaaaacat tctaaagtca ttcagatcct      540
ctcacacctg tgtgatcatt tagtcatgta tgtagtaca tcattgtagt tcacaacaga      600
gtaaaataaa taaggataaa ctagggaata tatataatat atacaattaa ataaaaaagg      660
gaaaatcaaa ttagaatttt agattcccca catgacacaa ctcacatgc acgctgccac      720
ctcagctccc tcctctccac acatgtctca tgcactttc gactttggtt ttttactat      780
gacacaactc gccatgcatg ttgccacgtg agctccttcc tcttcccatg atgacaccac      840
tgggcatgca tgctgccacc tcagctccca cctcttctca ttatgagcct actggccatg      900
cacactgcca cctcagcact cctctcactt cccattgcta cctgccaac cgcttctctc      960
cataaatatc tatttaaat taaactaatt atttcatata cttttttgat gacgtggatg      1020
cattgccatc gttgtttaat aattgttaat ttggagttga ataataaaat gaaagaaaaa      1080
agttggaaag attttgcat tgttgttgta taaatagaga agagagtgat ggttaatgca      1140
tgaatgcatg a                                                    1151

```

<210> SEQ ID NO 2
 <211> LENGTH: 1151
 <212> TYPE: DNA
 <213> ORGANISM: Artificial Sequence
 <220> FEATURE:
 <223> OTHER INFORMATION: Promoter
 <220> FEATURE:
 <221> NAME/KEY: Promoter
 <222> LOCATION: (1)..(1151)
 <223> OTHER INFORMATION: p-PvArc-perm

<400> SEQUENCE: 2

```

tactatagaa aatgtggttat atcgacatga ccagacaaag gggcaacagt taacaaaaca      60
attaattctt tcatttgaga ttaaggaagg taaggactta aaaagattaa aaaaaatgag      120
cttatctctt tgtttctgta ataataatat aagtgtgata aacttttaat ataataattg      180
taattagggt ttctacagat gagcaccact cagagacaag ataagaagaa aacaattttg      240
ttaaacatga ttatagaaac ttttagttaa gtcttgaagt atcaatataa caaaaaaag      300
tacacacgac tatgacaata aaccactac cgtcagggtta tcatttcgat gaaatgtttt      360

```


-continued

```

gatatcatta aatataacag tcacaaaaaa tcatctaatt ataacaatat aacttataca 420
tatatttaac taaaaactta gagtttttgt aatgattcta attgatgatt agagtttata 480
gaaatacaat taaataaaaa atataatfff aaaaaaacat agtaaagtca atgagatcct 540
ctctgacctc agtgcatt tagtcatgta tgtacaacaa tcattgttca tcacatgact 600
gtaaaataaa taaggataaa cttgggaata tatataatat attgtattaa ataaaaaagg 660
gaaatacaaa tatcaatfff agattcccga gttgacacaa ctcacatgc acgctgccac 720
ctcagctccc agctctcgtc acatgtctca tgcagtttag gtctttggtt tttagtcttt 780
gacacaactc gccatgcatg ttgccacgtg agctcgttcc tcttcccatg atctcaccac 840
tgggcatgca tgctgccacc tcagctggca cctcttctct atatgtccct agaggccatg 900
cacagtgcca cctcagcact cctctcagaa cccatacgtc cctgccaatc ggcttctctc 960
cataaatatc tatttaaat ataactaatt atttcatata ctttaattgat gacgtggatg 1020
cattgccatc gttgtttaat aattgttaat tacgacatga taaataaaat gaaagtaaaa 1080
agtacgaaag atttccatt tgttgttgta taaatagaga agtgagtgat gcataatgca 1140
tgaatgcatg a 1151

```

```

<210> SEQ ID NO 3
<211> LENGTH: 1799
<212> TYPE: DNA
<213> ORGANISM: Vicia faba
<220> FEATURE:
<221> NAME/KEY: Promoter
<222> LOCATION: (1)..(1799)
<223> OTHER INFORMATION: p-VfSBP

```

```

<400> SEQUENCE: 3

```

```

tcgacggccc ggactgtatc caacttctga tctttgaatc tctctgttcc aacatgttct 60
gaaggagtcc taagactttt cagaaagctt gtaacatgct ttgtagactt tctttgaatt 120
actcttgcaa actctgattg aacctacgtg aaaactgctc cagaagttct aaccaaattc 180
cgtcttggga aggcccaaaa tttattgagt acttcagttt catggacgtg tcttcaaaga 240
tttataactt gaaatcccat ctttttaag agaagttctg tcccgcaatg tcttagatct 300
cattgaaatc tacaactctt gtgtcagaag tcttccaga atcaacttgc atcatggtga 360
aaatctggcc agaagttctg aacttgatc atttctaac agttagaaaa atttctaagt 420
gtttagaatt ttgacttttc caaagcaaac ttgacttttg actttcttaa taaaacaaac 480
ttcatattct aacatgtctt gatgaaatgt gattcttgaa atttgatgtt gatgcaaaag 540
tcaaagtttg acttttcagt gtgcaattga ccattttgct cttgtgcaa ttccaaacct 600
aaattgatgt atcagtgtc caaacttgat gtcatggaag atcttatgag aaaattcttg 660
aagactgaga ggaaaaattt tgtagtacaa cacaaagaat cctgtttttc atagtccgac 720
tagacacatt aacataaaac accacttcat tcgaagagtg attgaagaag gaaatgtgca 780
gttacctttc tgcagttcat aagagcaact tacagacact tttactaaaa tactacaaag 840
aggaagattt taacaactta gagaagtaat gggagttaa gagcaacaca ttaaggggga 900
gtgttaaaat taatgtgtg taaccaccac tacctttagt aagtattata agaaaattgt 960
aatcatcaca ttataattat tgccttatt taaaattatg ataaagttgt atcattaaga 1020
ttgagaaaac caaatagtcc tegtcttgat ttttgaatta ttgttttcta tgttactttt 1080
cttcaagcct atataaaaa tttgtaatgc taaattgtat gctggaaaaa aatgtgtaat 1140

```

-continued

```

gaattgaata gaaattatgg tatttcaaag tccaaaatcc atcaatagaa atttagtaca 1200
aaacgtaact caaaaatatt ctcttatttt aaattttaca acaatataaa aatattctct 1260
tattttaaat tttaacaataa tataattttat cacctgtcac ctttagaata ccaccaacaa 1320
tattaatact tagatatttt attcttaata attttgagat ctctcaatat atctgatatt 1380
tattttatat ttgtgtcata ttttcttatg ttttagagtt aacccttata tcttggtcaa 1440
actagtaatt caatatatga gtttgtgaag gacacattga catcttgaaa cattgggtttt 1500
aaccttggtg gaatgttaaa ggtaataaaa cattcagaat tatgaccatc tattaatata 1560
cttcctttgt cttttaaaaa agtgtgcatg aaaatgctct atggtaagct agagtgtctt 1620
gctggcctgt gtatatcaat tccatttcca gatggtagaa actgccacta cgaataatta 1680
gtcataagac acgtatgta acacacgtcc ccttgcattg tttttgcat atattccgtc 1740
tctttctttt tcttcacgta taaaacaatg aactaattaa tagagcgatc aagctgaac 1799

```

```

<210> SEQ ID NO 4
<211> LENGTH: 1799
<212> TYPE: DNA
<213> ORGANISM: Artificial Sequence
<220> FEATURE:
<223> OTHER INFORMATION: Promoter
<220> FEATURE:
<221> NAME/KEY: Promoter
<222> LOCATION: (1)..(1799)
<223> OTHER INFORMATION: p-VfSBP-perm

```

```

<400> SEQUENCE: 4

```

```

tgctcggccc ggactgtatc caacttgaga tctttgaatc tctctgttcc ttgatgttct 60
gaaggagtcc taagtgtaat cagaaagctt gtaacatgct ttgtagactt tctttgatat 120
actcttgcaa tgactgattg aacctacgtg aaaactgctg gtcaagttct aaccaaattc 180
cgtctacgga aggcccaaaa tttattgaca tcttcagttt catggacgtg tcttcaaagt 240
tttataactt cttatcccat catttttaag tctagttctg ttccgcatag tcttagatct 300
caaacaaatc tacaactctt gtgtcagttc ttcttccaga atcaacttgc tacatggtga 360
aaatctggcg tcaagttctg aacttgtaaa ttttcttaac agttagaaaa taatctaagt 420
gtttagaata ttgacttttc caaagcaaag aagacttttg actttcttaa taaaacaaac 480
ttctaattct aacatgtctt gatgaaatgt ctttcttgaa atttgatcaa gatgcaaaag 540
tcaaagtttg acttttcaga ctgcaattga ccattttgca gaagtgccaa ttccaaacca 600
aaattgatga tacagtgtctg caaacttgat gtcatggaag atcttaacag aaaattcttg 660
aagactgaga gcaaaaattt tcatgtacaa cacaaacttt cctgtttttc atagtcgctg 720
tagacacatt aacataaaac acctgatcat tcgaagagtg attcttgaag gaaatgtgca 780
gttacctttg tgcagaactt aagagcaact tacagactca tttactaaaa tactacaatc 840
aggaagattt taacaactta cagaagtatt cggagttaaa gagcaacaca ttaagggcga 900
cagttaaaat taatgtgttg taaccaccac tacgaatagt aagtattata agttaaatgt 960
aatcatcaca ttataattat tgtccttata attaattatg ataaacatgt atcattaaga 1020
ttgtcataac caaatagtcc tcgacttgat ttttgaatta ttgtattcta tgttactttt 1080
cttgtagcct atataaaaac tttgtaaagc ataattgtat gctggaaaaa atactgtaat 1140
gaattgaata gaaattatgg tatttcattc tccaaaatcc atcaatagaa atttagtaca 1200
aatcgaaaga caaaaatatt gacttatttt aaattttaca acaatataaa aatattgact 1260
tattttaaat tttaacaataa tataaatttt cacctgtcac ctttagaaat ccaccaacaa 1320

```


-continued

```
tattaattct tagataaatt attcttaata attttgagat ctctgtaatt atctgatatt 1380
tattttatat ttgtcagtta ttttcttatg ttttactggt aacccttata tcttggtcaa 1440
actagaataa gtaaataatga gtttgtgaag gacacattga caagatgaaa cattgggtttt 1500
ttccttcttc gaatgttaaa ggtaataaaa cattcagaat attgacctac tattaatata 1560
gatcctttgt cttttaaaaa agtgtgcatg aaaatgctct taggtaagct agtgtctctt 1620
gcagggtctgt gtatatcaat tccatttcca gatggttgta actgccacta cctataatta 1680
gtcataagac acgtatgta acacacgtcc ccatgcatgt tttttgcat atattcccac 1740
actttctttt tcttcacgta taaaacattg aactaattaa tagtccgatc aagctgaac 1799
```

```
<210> SEQ ID NO 5
<211> LENGTH: 1138
<212> TYPE: DNA
<213> ORGANISM: Vicia faba
<220> FEATURE:
<221> NAME/KEY: Promoter
<222> LOCATION: (1)..(1138)
<223> OTHER INFORMATION: p-VfNapin
```

```
<400> SEQUENCE: 5
tcttcatcgg tgattgattc ctttaaagac ttatgtttct tatcttgctt ctgaggcaag 60
tattcagtta ccagttacca cttatattct ggactttctg actgcatcct catttttcca 120
acattttaa tttcactatt ggctgaatgc ttcttctttg aggaagaaac aattcagatg 180
gcagaaatgt atcaaccaat gcatatatac aaatgtacct cttgttctca aaacatctat 240
cggatggttc catttgcttt gtcacccaat tagtgactac tttatattat tcaactcctc 300
ttattactat tttcatgcca gggtgacctg tacattatat ttgtaaggat tgacgctatt 360
gagcgttttt cttcaatttt ctttatttta gacatgggta tgaaatgtgt gttagagttg 420
ggttgaatga gatatacgtt caagtgaatg gcataccggt ctcgagtaag gatgacctac 480
ccattcttga gacaaatgtt acatttttagt atcagagtaa aatgtgtacc tataactcaa 540
attcgattga catgtatcca ttcaacataa aattaaacca gcctgcacct gcatccacat 600
ttcaagtatt ttcaaaccgt tcggctccta tccaccgggt gtaacaagac ggattccgaa 660
tttgaagat tttgactcaa attcccaatt tatattgacc gtgactaaat caactttaac 720
ttctataatt ctgattaagc tcccaattta tattccaac ggcactacct ccaaaattta 780
tagactctca tcccctttta aaccaactta gtaaacggtt ttttttttaa ttttatgaag 840
ttaagttttt accttgtttt taaaaagaat cgttcataag atgccatgcc agaacattag 900
ctacacgtta cacatagcat gcagccgagg agaattggtt ttcttcgcca cttgtcactc 960
ccttcaaaca cctaagagct tctctctcac agcacacaca tacaatcaca tgcgtgcatg 1020
cattattaca cgtgatcgcc atgcaaatct cttttatagc ctataaatta actcatccgc 1080
ttcactcttt actcaaacca aaactcatca atacaaacaa gattaanaac atacacga 1138
```

```
<210> SEQ ID NO 6
<211> LENGTH: 990
<212> TYPE: DNA
<213> ORGANISM: Artificial Sequence
<220> FEATURE:
<223> OTHER INFORMATION: Promoter
<220> FEATURE:
<221> NAME/KEY: Promoter
<222> LOCATION: (1)..(990)
<223> OTHER INFORMATION: p-VfNapin-perm
```

-continued

<400> SEQUENCE: 6

```

cccggggata tcaagcttaa acaatacagg tggctgaaat atataaacca attcatgtct    60
acaaatgtac cctttgcact taaaaaattt atcggaggga tccactcgca ttggaagtca    120
atcaaggact attggttatt agtctgtccg ttatgtgaat atgataacgc aagggttccg    180
tgtacaatat atgtgcatgg aatgccgctg ttgagcggtt aacctgaatt ttcattgatt    240
gaggcatggg gctgtattgc ttgttagcgt tggggatgaat gaaatttagc tccaacctaa    300
tgagatacag ttcccgggtc aggatgatct aatcattcct catacaaatg tctcattttt    360
caattagagt aatatgtgtc catatgtctc gatttcgatt gacttacatc cattcaagat    420
aaaattgctc aatcttgcat tcccttaac attttcataa gtttcatacc tatcactacc    480
tatacacccg ggataacaca tcgtgttcgg gtgttgaag attttgactc aaattcctaa    540
tttacattgc tccctaactat attagcttta acttctgtac tgctggtaaa gctgccaaac    600
gttatcacca taggccatac ttccatcggg tatagactct catccccttt tagaccagct    660
tagtcaacgt tctgtctttt aattctaaga cgttatgaac ttagatggtt ttcaaaaaaa    720
atcgtgatga gaatgccttg ccaggacatt agctacacgt tacacatacc atgcaatcca    780
ggagaatatt atttcttcgc cacttgctac tcccttcaaa cacctaagac cttatctctc    840
acatcagccg catacattca catgcgtgca tgcatatta cacgtgatcg ccatgcaaat    900
cttcattaaa gtgtataaaa gtacccatcc gattcaggct tgaatctacc gatacctgag    960
caacacaaac acggtcaaaa acatacacga    990

```

<210> SEQ ID NO 7

<211> LENGTH: 14944

<212> TYPE: DNA

<213> ORGANISM: Artificial Sequence

<220> FEATURE:

<223> OTHER INFORMATION: Transformation Vector

<400> SEQUENCE: 7

```

tggcaggata tattgtggtg taaacaaatt gacgcttaga caacttaata acacattgct    60
gacgtcttta atgtactgaa tttagttact gatcactgat taagtactgc gatcgctcgc    120
acatattggt tttgtttcac ataatgtctg ttttgatta ttcattgtaat attttaaaact    180
aaagtacaat ttttgactac tttagtttac tagttaagct tttatTTTTT tgactaacca    240
ttgaatgatg aagagatcaa cgcatcatat ttacaactta catagtcttt tggaagtgta    300
aattgctaat actacctaaa atatatctat aattaactaa tatttttttcg tcaattataa    360
tagatcaatt aaaaggctat caaaaggaaa aaaatgaaat ccacatcctg ccatcataac    420
ctcatgctgg aaaaagaaat gaaaaaatat aaaaaatttc tttgtttat taaatttaca    480
actttaatac tagtttcttt tctatTTTTT aaaagctttt gtcacttact taaaaaaaaa    540
aaactTTTTTg aatattcct acttccaatg tctgattagt gcttctggat ttctTTTTTg    600
gatcatgtga atcctaaatc agaaaaatc atataatacc caattcagta tattttcata    660
cttcaattta caagagttct ctatgttttt agcttctttc ttttaagcca aatgttttaa    720
gcatctttta tacattaaaa taatttagtg ttgagttgag attttttttt ttttttttg    780
gatttacttg ttcaaatct gaaaaaatgt ttacagaagg ttaaaatgaa ccaaaaggca    840
tatcaagcta gattttgaaat taccctattt catcgtatac acaaaactga taatgtggac    900
acagttgatt ttacttctcg atgacatcgt agttttattt aatttgaaa ccacggccca    960
tatgagcaca tttcaattaa aaaccaatgg taagagcatt ttccatgcaa gattcgagag    1020

```


-continued

atattaaccc	agtgactggt	aaaacagctt	agaaccctaa	taacgaattt	caattactca	1080
atttaccatt	cgcatttcgc	aataacccaa	ctgagccagt	cacaaggagt	aaaccgaacc	1140
ggattattta	tttataaaat	gaaagaaagg	aaacccaaaca	acaacagcag	tagtagtctg	1200
acgtaaacca	aaaagcaggc	agatcaacaa	ctaaaagaaa	ctcaaattac	caaaacaaac	1260
aggaaattgc	aaactaagtt	tttttaccat	atgcatacaa	agaccataaa	aggttctgat	1320
aatcaccggg	ttcatctcgt	cgagattacc	ctgttatccc	tatcagtatt	taatccggcc	1380
atctccttcc	gttatgacat	cgttgaaagt	gccaccattc	gggatcatcg	gcaacacatg	1440
ttcttggtgc	ggacaaatca	catccaacag	gtaaggtoct	gggtgatcca	gcattgtctg	1500
aatagcttct	cggagatctg	ctttctttgt	caccctcgcc	gctggaatcc	cgcaagctgc	1560
tgcaaacagc	aacatgttcg	ggaatatctc	gtcctcctga	gccggatccc	cgagaaatgt	1620
gtgagctcgg	ttagctttgt	agaaccgatc	ttcccattgc	ataaccatgc	caagatgctg	1680
gtgttttaat	aaaagtacct	tcaactggaag	attctctaca	cgaatagtgg	ctagctcttg	1740
cacattcatt	ataaagcttc	catctccgtc	aatatccaca	actatcgcat	cagggttagc	1800
aacagacgct	ccaatcgag	caggaagtcc	aatcccata	gctccaaggc	ctcctgatga	1860
tagccactgc	cttggtttct	tgtaattgta	gaactgcgcc	gcccacattt	gatggtgccc	1920
gacaccagta	cttattatgg	cttttccatc	agtcaactca	tcaaggacct	taatcgcata	1980
ctgtggagga	atagcttccc	caaacgtctt	aaagctcaac	ggaaacttct	gtttctgtac	2040
gttcaactca	ttcctccaaa	ctccaaaatc	aagcttaagc	tcctccgctc	ggttctcaag	2100
aaccttattc	atcccttgca	aagccagctt	aacatcacca	cacacagaca	catgaggagt	2160
cttattcttc	ccaatctcag	ccgagtcaat	atcaatatga	acaatcttag	ccctactagc	2220
aaaagcctca	agcttaccg	tgacacgatc	atcaaacctt	accccaaacy	ccaacaacaa	2280
atcactatgc	tccacagcgt	aatttgcata	cacagtccca	tgcatccaa	gcatatgtaa	2340
cgacaactca	tcatcacaag	gataagatcc	cagccccatc	aacgtactcg	caacagggat	2400
ccccgtaagc	tcaacaaacc	taccaattc	atcgctagaa	ttcaaacac	caccaccaac	2460
atacaacaca	ggcttcttag	actcagaaat	caacctaaca	atctgctcca	aatgagaatc	2520
ttccggagg	ttaggcattc	tagacatata	accaggtaat	ctcatagcct	gttcccaatt	2580
aggaatcgca	agctgttgtt	gaatatcttt	aggaacatca	acccaaacag	gtccaggctt	2640
accagaagta	gctaaaaaga	aagcttcctc	aataatccta	gggatattct	caacatccat	2700
cacaagatag	ttatgcttcg	taatcgaacg	cgttacctca	acaatcggag	tctcttgaaa	2760
cgcatctgta	ccaatcatac	gacgagggac	ttgtcctgtg	attgctacaa	gaggaacact	2820
atctaacaac	gcatcggtta	atccgctaac	gagatttgta	gctccgggac	ctgaagtggc	2880
tatacagata	cctggtttac	ctgaggatcg	agcgtatcct	tctgctgca	atacacctcc	2940
ttgttcgtga	cgaggaagga	cgttacggat	tgaggaagag	cgggttaagg	cttgggtgaat	3000
ctccattgat	gtacctccag	ggtaagcgaa	tacggtttct	acgccttgac	gttctaaagc	3060
ttcgacgagg	atcagcgc	ctttgccccg	ttgatctgga	gcgaatcggg	agatgaatgt	3120
ttcgggtttg	gtaggtttgg	ttggagaggg	agtggttgtg	acattggtgg	ttgtggtgag	3180
cacggcggag	atggaggagg	gagagctgga	tttgataaccg	cggcggcggg	aggaggagga	3240
tgatttggtg	gggtttaggg	agaatgggag	ggagaatctg	gagattggta	atggtgattt	3300
ggaggaggaa	ggagatggtt	tggtggagaa	ggagatcgaa	gaagatggtg	ttgttgttgt	3360

-continued

tgttgccgcc	gccatggttc	agctgcacat	acataacata	tcaagatcag	aacacacata	3420
tacacacaca	aatacaatca	agtcaacaac	tccaaaaagt	ccagatctac	atatatacat	3480
acgtaataa	caaatcatg	taaataatca	caatcatgta	atccagatct	atgcacatat	3540
atatatacac	aattaataa	aaaaatgata	taacagatct	atatctatgt	atgtaacaac	3600
acaatcagat	gagagaagt	atgttttcag	atctgtatac	atacaaacac	aaacagatga	3660
acaattgata	cgtagatcca	tatgtatacg	tacaattagc	tacacgatta	aatgaaaaaa	3720
atcaacgatt	tcggattggt	acacacaaa	gcaacaatat	gaagaaattc	atatctgatt	3780
agatataaac	ataaccacgt	gtagatacac	agtcaaatca	acaaatttat	agcttctaaa	3840
cggatgagat	gaacaagata	aagatattca	cataaggcat	acataagata	agcagattaa	3900
caactagca	ataatacata	cctaattaaa	acaaggaata	acagagagag	agagagagag	3960
agagatttac	cttgaaaatg	aagaggagaa	gagaggattt	cttaaaattg	ggggtagaga	4020
aagaaagatg	atgaattgtg	agaaaggaga	gatagaaggg	ggggttgtat	atataggctg	4080
tagaagatta	ttttgtgtt	tgaggcgggtg	aaggaagagg	ggatctgact	atgacacggt	4140
tgcggttacg	tatttcgata	ggagtctttc	aacgcttaac	gccgttactc	tatatgaccg	4200
tttgggccgt	aacggggccg	tttgtaacg	ctgatgttga	ttcttttctt	tctttctttc	4260
ttcctttttt	aaagaagcaa	ttgtacaatc	gttgctagct	gtcaaacgga	taattcggat	4320
acggatatgc	ctatattcat	atccgtaatt	tttggattcg	aattttcccc	tctagggata	4380
acagggtaat	ggatctatat	tgtttttggt	tcacataaat	gtcgttttgg	attattcatg	4440
taatatttta	aactaaagta	caatttttga	ctactttagt	ttactagtta	agcttttatt	4500
tttttgacta	accattgaat	gatgaagaga	tcaacgcata	atatttacia	cttacaatag	4560
cttttggaag	tgtaaattgc	taatactacc	taaaatatat	ctataattaa	ctaataattt	4620
ttcgtcaatt	ataatagatc	aattaaaagg	ctatcaaaag	gaaaaaatg	aatccacat	4680
cctgccatca	taacctcatg	ctggaaaaag	aatgaaaaa	atataaaaaa	tttcttttgt	4740
ttattaaatt	tacaacttta	atactagttt	cttttctatt	ttttaaaagc	ttttgtcact	4800
tacttaaaaa	aaaaaaactt	tttgaaatat	tcctacttcc	aatgtctgat	tagtgcttct	4860
ggatttcoct	tttggatcat	gtgaatccta	aatcagaaaa	attcatataa	taccoaattc	4920
agtatatttt	catacttcaa	tttacaagag	ttctctatgt	ttttagcttc	tttcttttaa	4980
gcaaatggtt	ttaagcatct	tttatacatt	aaaataattt	agtgttgagt	tgagattttt	5040
tttttttttt	tttggattta	cttgttcaaa	atctgaaaaa	atgtttacag	aaggttaaaa	5100
tgaacaaaaa	ggcatatcaa	gctagatttt	gaattaccct	atctcatcgt	atacacaaaa	5160
ctgataatgt	ggacacagtt	gattttactt	ctcgatgaca	tcgtagtttt	atttaatttg	5220
gaaaccacgg	cccatatgag	cacatttcaa	ttaaaaacca	atggtaagag	cattttccat	5280
gcaagattcg	agagatatta	accagtgac	tgtaaaaaa	gcttagaacc	ctaataacga	5340
atctcaatta	ctcaatttac	cattcgcatt	tcgcaataac	caaactgagc	cagtcacaag	5400
gagtaaaccg	aaccggatta	tttatttata	aatgaaaga	aaggaaacca	aacaacaaca	5460
gcagtagtag	tctgacgtaa	acaaaaaagc	aggcagatca	acaactaaaa	gaaactcaaa	5520
ttaccaaaa	aaacaggaaa	ttgcaaaacta	agttttttta	ccatatgcat	acaaagacca	5580
taaaagggtc	tgataatcac	cggtttcatc	tcagatccgc	gatecgcaat	tgacgcgtac	5640
tagtgtacaa	gcttgccggc	gcgaattcgg	tacatccggc	cagtgaatta	tcaactatgt	5700
ataataaagt	tgggtaccgg	cctattaggc	cacggtccgt	acagtgttta	aacgattgac	5760

-continued

ctgcaggata	caagtgcgca	cagactagcg	gccgctaata	ccgggaatta	ccggtagtag	5820
gcgcctactt	tggccggcct	agtagattta	aattggcctt	agtggccaag	cttggcgtaa	5880
tcatggccac	ttgtacaag	aaagctgggt	ggtaccggcc	tattaggcca	cggtccgtac	5940
agtgtttaa	cgattgacct	gcaggataca	agtgcgcaca	gactagcggc	cgctaataccc	6000
gggaattacc	ggtagtaggc	gcctactttg	gccggcctag	tagatttaa	ttggccttag	6060
tggccaagct	tggcgtaata	atggagcctg	cttttttgta	caaacttggg	taccggccta	6120
ttaggccacg	gtccgtacag	tgtttaaacg	attgacctgc	aggatacaag	tgcgcacaga	6180
ctagcggccg	ctaatacccg	gaattaccgg	tagtaggcgc	cttgttttag	actgaatata	6240
acacaacgat	tatatagccg	ctgtctttgt	ttgaagagaa	tggactacat	gctgaaaaat	6300
agtgatacaa	gaatcgttgt	tttaatgcta	aatgaccat	ctcgtgattt	aacttttctg	6360
gaccaatgat	tgtaaagttt	tttttagaga	ggtggtgata	aacatatatt	gatttttgaa	6420
atgaatagag	ttagaaagta	agaaaaatac	aataaaaatg	ttaaataatg	ttgtagaaat	6480
agaaatggaa	gagaagtgt	aagaaattta	aataaaaatt	agatgggaga	gtaagttagt	6540
ttatattgat	ttgttttg	gttagtttat	ctatgttata	cttttaactt	ataataatcc	6600
tttccatcat	taagcaattt	ttaaaaatga	cataatttta	aaattatgaa	gtaataattg	6660
gcatggtgaa	taatagacag	tgtaaatggt	gtaaataat	gagctcccat	tttatttatt	6720
gctcccattt	tatttattt	agtttgtgtg	acagatgaac	attattagga	ggaaaggat	6780
aagcagggtt	taactgtcac	aggaagggtg	gttttgggag	tcttagttaa	ttaatcattg	6840
tttgcctccc	tgctgcggtt	tttaccgaa	gtcatgcca	gtccagcgtt	tttgcagcag	6900
aaaagccgcc	gacttcggtt	tgcggtcgcg	agtgaagatc	cctttcttgt	taccggcaac	6960
gcgcaatatg	ccttgcgagg	tgcgaaaatc	ggcgaattc	cataactgtt	caccgacgac	7020
ggcgctgacg	cgatcaaaga	cgcggtgata	catatccagc	catgcacact	gataactctt	7080
actccacatg	tccgtgtaca	ttgagtgcag	cccggctaac	gtatccacgc	cgtattcggg	7140
gatgataatc	ggctgatgca	gtttctctctg	ccaggccaga	agttcttttt	ccagtacctt	7200
ctctgcggtt	tccaaatcgc	cgctttggac	ataccatccg	taataacggt	tcaggcacag	7260
cacatcaaag	agatcgctga	tggtatcggg	gtgagcgtcg	cagaacatta	cattgacgca	7320
ggtgatcgga	cgcgtcgggt	cgagtttacg	cgttgcttcc	gccagtggcg	cgaaatattc	7380
ccgtgcacct	tgcggacggg	tatccggttc	gttggaata	ctccacatca	ccacgcttgg	7440
gtggtttttg	tcacgcgcta	tcagctcttt	aatcgctgt	aagtgcgctt	gctgagtttc	7500
cccgttgact	gcctcttcgc	tgtacagttc	tttcggcttg	ttgcccgtt	cgaaaccaat	7560
gcctaaagag	aggttaaagc	cgacagcagc	agtttcatca	atcaccacga	tgccatgttc	7620
atctgcccag	tcgagcatct	cttcagcgt	aggtaaatgc	gaggtacggt	aggagtggc	7680
cccaatccag	tccattaatg	cgtggtcgtg	caccatcagc	acgttatcga	atcctttgcc	7740
acgcaagtcc	gcatcttcat	gacgacaaa	gccagtaaag	tagaacggtt	tgtggttaat	7800
caggaaactgt	tcgcccttca	ctgccactga	ccgatgccc	acgcaagcg	ggtagatata	7860
acactctgtc	tggcttttgg	ctgtgacgca	cagttcatag	agataacctt	caccgggttg	7920
ccagaggtgc	ggattcacca	cttgcaaagt	cccgttagtg	ccttgtccag	ttgcaaccac	7980
ctgttgatcc	gcatcacgca	gttcaacgct	gacatcacca	ttggccacca	cctgccagtc	8040
aacagacgcg	tggttacagt	cttgcgcgac	atgcgtcacc	acggtgatata	cgtccacca	8100

-continued

ggtgttcggc	gtggtgtaga	gcattacgct	gcatggatt	ccggcatagt	taaagaaatc	8160
atggaagtaa	gactgctttt	tcttgccggt	ttcgtcggta	atcaccattc	ccggcgggat	8220
agtctgccag	ttcagttcgt	tgttcacaca	aacggtgata	cctgcacatc	aacaaatfff	8280
ggtcatatat	tagaaaagtt	ataaattaaa	atatacacac	ttataaacta	cagaaaagca	8340
attgctatat	actacattct	tttattttga	aaaaaatatt	tgaaatatta	tattactact	8400
aattaatgat	aattattata	tatatatcaa	aggtagaagc	agaaacttac	gtacactfff	8460
cccggcaata	acatacggcg	tgacatcggc	ttcaaatggc	gtatagccgc	cctgatgctc	8520
catcacttcc	tgattattga	cccacacttt	gccgtaatga	gtgaccgcat	cgaaacgcag	8580
cacgatacgc	tggcctgccc	aacctttcgg	tataaagact	tcgcgctgat	accagacggt	8640
gcccgcataa	ttacgaatat	ctgcatcggc	gaactgatcg	ttaaaactgc	ctggcacagc	8700
aattgcccgg	ctttcttgta	acgcgctttc	ccaccaacgc	tgaccaatfc	cacagttttc	8760
gcatccaga	ctgaatgcc	acaggccgtc	gagttttttg	atffcacggg	ttggggtttc	8820
tacaggacgt	accatggtca	tgcattcatg	cattatgcat	cactcacttc	tctatttata	8880
caacaacaaa	tggaaaatct	ttcgtacttt	ttactttcat	tttatttate	atgtcgtaat	8940
taacaattat	taaacaacga	tggcaatgca	tccacgtcat	caattaagta	tatgaaataa	9000
ttagttataa	tttaaataga	tatttatgga	gagaagccga	ttggcaggta	cgtatggggt	9060
ctgagaggag	tgctgaggtg	gcactgtgca	tggcctctag	ggacatatag	agaagagggt	9120
ccagctgagg	tggcagcatg	catgcccagt	ggtgagatca	tgggaagagg	aacgagctca	9180
cgtggcaaca	tgcatggcga	gttgtgtcaa	agactaaaa	ccaagacct	aactgacatg	9240
agacatgtga	cgagagctgg	gagctgaggt	ggcagcgtgc	atggtgagtt	gtgtcaactc	9300
gggaatctaa	aattgatatt	tgtatttccc	ttttttattt	aatacaatat	attatatata	9360
ttcccaagtt	tatccttatt	tattttacag	tcatgtgatg	aacaatgatt	gttgtacata	9420
catgactaaa	tgatcactga	ggtcagagag	gatctcattg	actttactat	gtttttttaa	9480
aattatattt	tttatttaat	tgtatttcta	taaactctaa	tcatcaatta	gaatcattac	9540
aaaaactcta	agtttttagt	taaatatatg	tataagttat	attgttataa	ttagatgatt	9600
ttttgtgact	gttatattta	atgatatcaa	aacatttcat	cgaaatgata	acctgacggt	9660
agtgggttta	ttgtcatagt	cgtgtgtact	tttttttggt	atattgatac	ttcaagactt	9720
aactaaaagt	ttctataatc	atgtttaaca	aaattgtttt	cttcttatct	tgtctctgag	9780
tgtgtctcat	ctgtagaaaa	cctaattaca	attattatat	taaaagttta	tcacacttat	9840
attattatta	cagaaacaaa	gagataagct	catttttttt	aatcttttta	gtaccttacc	9900
ttccttaate	tcaaatgaaa	gaattaattg	ttttgttaac	tgttgccctt	ttgtctggtc	9960
atgtcgatat	aacacatttt	ctatagtagg	ccggcctagt	agatttaaat	tggccttagt	10020
ggccaagctt	ggcgtaatca	tggcaacttt	tctatacaaa	gttgatagct	tggcgtaatc	10080
gatgtaccga	tatcaattta	aattggccgg	ccgagctccc	tgcagggggc	ccggcgcgcc	10140
tctagattaa	ttaaaggcct	tagttactaa	tcagtgatca	gattgtcgtt	tcccgccttc	10200
agtttaaact	atcagtgttt	gacaggatat	attggcgggt	aaacctaaga	gaaaagagcg	10260
tttattagaa	taatcgata	tttaaaaggg	cgtgaaaagg	tttatccgtt	cgtccatttg	10320
tatgtcaata	tccatgataa	gtcgcgctgt	atgtgtttgt	ttgaatattc	atggaacgca	10380
gtggcggttt	tcatggcttg	ttatgactgt	ttttttgggg	tacagtctat	gcctcgggca	10440
tccaagcagc	aagcgcgtta	cgccgtgggt	cgatgtttga	tgttatggag	cagcaacgat	10500

-continued

gttacgcagc agggcagtcg ccctaaaaca aagttaaaca tcatgggtga agcggtcac 10560
gccgaggtgt ccaccagct gtcggaagtc gtgggtgtca tcgagcgcca cctcgaaccg 10620
accctcctcg ccgtgcatct gtatggtagc gccgttgacg gcggccttaa gccccattcg 10680
gacatcgacc tgcttgtcac cgttaccgtc cgtctcgacg agaccacgcg ccgcgcgctt 10740
atcaacgacc ttctggaaac gtccgcctcc cccggcgaga gcgaaatcct gcgcgcggtt 10800
gaggtgacga ttgtggtgca cgatgacatc atccccctggc gctatccggc caaacgcgaa 10860
ctccagttcg gcgaatggca gcgtaatgat attctggcgg gtatctttga accggccacc 10920
atcgacattg atctggcgat cctgctcacc aaggcccggg agcatagcgt ggccctcgtc 10980
ggcccccgcg ccgaggaact tttcgaccgg gtgccggaac aggatctgtt cgaagcactg 11040
aacgagacgc tgaccctgtg gaactccccg ccgattggg cgggcgatga gcgcaatgtg 11100
gtccttacgc tgagccggat ttggtactcg gcggttacgg gcaagatcgc gccgaaggat 11160
gtcgcgcgcg actggcgat ggagcgcctt ccggcgcaat accagcccgt gatcctcgaa 11220
gcgcgccaag cctatctggg ccaagaagaa gaccgtctcg cgtcccgggc cgaccagctc 11280
gaagaatttg tccactatgt caagggcgag atcacgaagg tcgttggcaa ataatgtcta 11340
gctagaaatt cgttcaagcc gacgcccgtt cgcggcgcg cttactcaa gcgttagatg 11400
cactaagcac ataattgctc acagccaaac tatcgatgag ttgaaggacc ccgtagaaaa 11460
gatcaaagga tcttcttgag atcctttttt tctgcgcgta atctgctgct tgcaaacaaa 11520
aaaaccaccg ctaccagcgg tggtttgttt gccggatcaa gagctaccaa ctctttttcc 11580
gaaggtaact ggcttcagca gagcgcagat accaaatact gtccttctag tgtagccgta 11640
gttaggccac cacttcaaga actctgtagc accgcctaca tacctcgtc tgctaactct 11700
gttaccagtg gctgctgcca gtggcgataa gtcgtgtctt accgggttg actcaagacg 11760
atagttaccg gataaggcgc agcggtcggg ctgaacgggg ggttcgtgca cacagcccag 11820
cttgagcga acgacctaca ccgaactgag atacctacag cgtgagctat gagaaagcgc 11880
cacgcttccc gaagggagaa aggcggacag gtatccgta agcggcaggg tcggaacagg 11940
agagcgcacg agggagcttc cagggggaaa cgctgggtat ctttatagtc ctgtcgggtt 12000
tcgccacctc tgacttgagc gtcgattttt gtgatgctcg tcaggggggc ggagcctatg 12060
gaaaaacgcc agcaacgcgg cctttttacg gttcctggcc ttttgctggc cttttgctca 12120
catgttcttt cctgcgttat cccctgattc tgtggataac cgtattaccg cttttgagtg 12180
agctgatacc gctcgcgca gccgaacgac cgagcgcagc gagtcagtga gcgaggaagc 12240
ggaagagcgc ctgatgcggt attttctcct tacgcatctg tcggtattt cacaccgcat 12300
aggccgcgat aggcgcgac gaagcggcgg ggcgtagga gcgcagcgc cgaagggtag 12360
gcgctttttg cagctcttcg gctgtgcgct ggccagacag ttatgcacag gccaggcggg 12420
ttttaagagt ttaataagt ttaaaagagt tttaggcgga aaaatcgct tttttctctt 12480
ttatatcagt cacttacatg tgtgaccggg tcccaatgta cggctttggg ttcccaatgt 12540
acgggttccg gttcccaatg tacggctttg ggttcccaat gtacgtgcta tccacaggaa 12600
agagaccttt tcgacctttt tcccctgcta gggcaatttg ccctagcatc tgctccgtac 12660
attaggaacc ggcggatgct togccctega tcaggttgcg gtagegcatg actaggatcg 12720
ggccagcctg ccccgctcc tccctcaaat cgtactcggc caggtcattt gaccgatca 12780
gcttgccgac ggtgaaacag aacttcttga actctccggc gctgccactg cgttcgtaga 12840

-continued

```

tcgtcttgaa caaccatctg gcttctgcct tgctgcggc gcggcgtgcc aggcggtaga 12900
gaaaaacggcc gatgccgggg tcgatcaaaa agtaatcggg gtgaaccgtc agcacgtccg 12960
ggttcttgcc ttctgtgatc tcgcggtaca tccaatcagc aagctcgatc tcgatgtact 13020
ccggccgccc ggtttcgctc tttacgatct tgtagcggct aatcaaggct tcaccctcgg 13080
ataccgtcac caggcggccg ttcttggcct tcttggtagc ctgcatggca acgtgcgtgg 13140
tgtttaaccg aatgcaggtt tctaccaggt cgtctttctg ctttccgcca tcggctcggc 13200
ggcagaactt gagtacgtcc gcaacgtgtg gacggaacac gcggccgggc ttgtctcctt 13260
tcccttcccg gtatcgggtc atggattcgg ttagatggga aaccgccatc agtaccaggt 13320
cgtaatccca cacactggcc atgccggcgg ggctgcgga aacctctacg tgcccgtctg 13380
gaagctcgta gcggatcacc tcgccagctc gtcggtcacg cttcgacaga cggaaaacgg 13440
ccacgtccat gatgctgca ctatcgcggg tgcccacgtc atagagcatc ggaacgaaaa 13500
aatctggttg ctctcggccc ttggcggct tcctaatacga cggcgcaccg gctgccggcg 13560
gttgccggga ttcttgcgg attcgtatcag cggccccttg ccacgattca ccggggcgtg 13620
cttctgcctc gatgcgttgc cgtcggcggg cctgcgcggc cttcaacttc tccaccaggt 13680
catcaccag cgccgcgccc atttgtaccg ggccggatgg tttgcgaccg ctcacgccga 13740
ttcctcgggc ttgggggttc cagtgcatt gcagggcgg cagacaaccc agccgcttac 13800
gcctggccaa ccgccgctc ctccacacat gggcattcc acggcgtcgg tgccctggtt 13860
ttcttgattt tccatgccgc ctcccttagc cgtataaatt catctactca tttattcatt 13920
tgctcattta ctctgtagc tcgcgatgt attcagatag cagctcggta atggtcttgc 13980
cttgccgtac cgcgtacatc ttcagcttgg tgtgatctc cgcggcaac tgaaagttga 14040
cccgttcat ggctggcgtg tctgccagc tggccaacgt tgcagcctg ctgctgcgtg 14100
cgtcggacg gccggcactt agcgtgtttg tgcttttget cttttctct ttacctcatt 14160
aactcaaatg agttttgatt taatttcagc ggccagcggc tggacctcgc gggcagcgtc 14220
gccctcgggt tctgattcaa gaacggttgt gccggcggcg gcagtgcctg ggtagctcac 14280
gcgctgcgtg atacgggact caagaatggg cagctcgtac ccggccagcg cctcggcaac 14340
ctcaccgccc atgcgcgtgc ctttgatcgc ccgcgacacg acaaaggccg cttgtagcct 14400
tccatccgtg acctcaatgc gctgcttaac cagctccacc aggtcggcgg tggcccaaat 14460
gtcgtaaggg cttggctgca ccggaatcag cacgaagtcg gctgccttga tcgcccacac 14520
agccaagtcc gccgcctggg gcgctccgtc gatcactacg aagtcgcgcc ggccgatggc 14580
cttcacgtcg cggccaatcg tcggcggctc gatgccgaca acggttagcg gttgatcttc 14640
ccgcacggcc gcccaatcgc gggcactgcc ctggggatcg gaatcgacta acagaacatc 14700
ggccccggcg agttgcaggg cgcgggctag atgggttgcg atggtcgtct tgccctgacc 14760
gcctttctgg ttaagtacag cgataacctt catgcgttcc ccttgcgtat ttgtttattt 14820
actcatcgca tcatatacgc agcgaccgca tgacgcaagc tgttttactc aaatacacat 14880
caccttttta gatgatcagt gattttgtgc cgagctgcgg gtcggggagc tgttggttgg 14940
ctgg 14944

```

```

<210> SEQ ID NO 8
<211> LENGTH: 15242
<212> TYPE: DNA
<213> ORGANISM: Artificial Sequence
<220> FEATURE:
<223> OTHER INFORMATION: Transformation vector

```


-continued

<400> SEQUENCE: 8

tggcaggata tattgtggtg taaacaaatt gacgcttaga caacttaata acacattgcg	60
gacgtcttta atgtactgaa tttagttact gatcactgat taagtactgc gatcgctcg	120
acatattggt tttgtttcac ataaatgctg ttttgatta ttcattgta attttaaact	180
aaagtacaat ttttgactac tttagtttac tagttaagct tttatTTTTT tgactaacca	240
ttgaatgatg aagagatcaa cgcacatat ttacaactta catagtcttt tggaagtgta	300
aattgctaact actacctaaa atatatctat aattaactaa ttttttttcg tcaattataa	360
tagatcaatt aaaaggctat caaaaggaaa aaaatgaaat ccacatcctg ccatcataac	420
ctcatgctgg aaaaagaaat gaaaaaatat aaaaaatttc ttttgtttat taaatttaca	480
actttaatac tagtttcttt tctatTTTTT aaaagctttt gtcacttact taaaaaaaa	540
aaactTTTTG aatattcct acttccaatg tctgattagt gcttctggat ttctTTTTG	600
gatcatgtga atcctaaatc agaaaaattc atataatacc caattcagta tttttcata	660
cttcaattta caagagttct ctatgttttt agcttctttc ttttaagcca aatgttttaa	720
gcatctttta tacattaaaa taatttagtg ttgagttgag attttttttt ttttttttg	780
gatttacttg ttcaaatct gaaaaaatgt ttacagaagg ttaaaatgaa ccaaaaggca	840
tatcaagcta gattttgaat taccctatTTT catcgtatac acaaaactga taatgtggac	900
acagttgatt ttacttctcg atgacatcgt agttttatTTT aatttgaaa ccacggccca	960
tatgagcaca tttcaattaa aaaccaatgg taagagcatt ttccatgcaa gattcgagag	1020
atattaacc agtgactgTTT aaaacagctt agaaccctaa taacgaattt caattactca	1080
atttaccatt cgcatttctg aataacccaaa ctgagccagt cacaaggagt aaaccgaacc	1140
ggattattta tttataaaat gaaagaaagg aaaccaaaca acaacagcag tagtagtctg	1200
acgtaaacca aaaagcaggc agatcaacaa ctaaaagaaa ctcaaattac caaaacaaac	1260
aggaaattgc aactaagtT tttttaccat atgcatacaa agaccataaa aggttctgat	1320
aatcaccggt ttcattctcg cgagattacc ctgttatccc tatcagtatt taatccggcc	1380
atctccttcc gttatgacat cgttgaaagt gccaccattc gggatcatcg gcaacacatg	1440
ttcttggtgc ggacaaatca catccaacag gtaaggtcct ggtgatcca gcattgtctg	1500
aatagcttct cggagatctg ctttctttgt caccctcgcc gctggaatcc cgcaagctgc	1560
tgcaaacagc aacatgttct ggaatatctc gtctctctga gccggatccc cgagaaatgt	1620
gtgagctcgg ttagctttgt agaaccgatc ttcccattgc ataaccatgc caagatgctg	1680
gttgtttaat aaaagtacct tcaactggaag attctctaca cgaatagtgg ctagctcttg	1740
cacattcatt ataaagcttc catctccgtc aatatccaca actatcgcat cagggttagc	1800
aacagacgct ccaatcgag caggaagtcc aaatcccata gctccaaggc ctctgatga	1860
tagccactgc cttggtttct tgtaattgta gaactgcgcc gccacattt gatggtgccc	1920
gacaccagta cttattatgg cttttccatc agtcaactca tcaaggacct taatcgcata	1980
ctgtggagga atagcttccc caaacgtctt aaagctcaac ggaaacttct gtttctgtac	2040
gttcaactca ttctccaaa ctccaaaatc aagcttaagc tctctcgctc ggttctcaag	2100
aaccttattc atccttgca aagccagctt aacatcacca cacacagaca catgaggagt	2160
cttattcttc ccaatctcag ccgagtcaat atcaatatga acaatcttag ccctactagc	2220
aaaagcctca agcttaccgg tgacacgatc atcaaactt accccaaacg ccaacaacaa	2280

-continued

atcactatgc	tccacagcgt	aatttgcata	cacagtccca	tgcattccaa	gcatatgtaa	2340
cgacaactca	tcatcacaag	gataagatcc	cagccccatc	aacgtactcg	caacagggat	2400
ccccgtaagc	tcaacaaacc	taccaaatc	atcgctagaa	ttcaaacaac	caccaccaac	2460
atacaacaca	ggcttcttag	actcagaaat	caacctaaca	atctgctcca	aatgagaatc	2520
ttccggaggt	ttaggcatcc	tagacatata	accaggtaat	ctcatagcct	gttcccaatt	2580
aggaatcgca	agctgttgtt	gaatatcttt	aggaacatca	accaaacag	gtccaggctt	2640
accagaagta	gctaaaaaga	aagcttcttc	aataatccta	gggatatctt	caacatccat	2700
cacaagatag	ttatgcttcg	taatcgaacg	cgttacctca	acaatcggag	tctcttgaag	2760
cgcatctgta	ccaatcatac	gacgagggac	ttgtcctgtg	attgctaaa	gaggaacact	2820
atctaacaac	gcatcggcta	atccgctaac	gagatttgta	gctccgggac	ctgaagtggc	2880
tatacagata	cctggtttac	ctgaggatcg	agcgtatcct	tctgctgca	atacacctcc	2940
ttgttcgtga	cgaggaagga	cgttacggat	tgaggaagag	cgggttaagg	cttgggtgaat	3000
ctccattgat	gtacctccag	ggtaagcga	tacggtttct	acgccttgac	gttctaaagc	3060
ttcgacgagg	atatcagcgc	ctttgccccg	ttgatctgga	gcgaatcggg	agatgaatgt	3120
ttcgggtttg	gtaggtttgg	ttggagaggg	agtggttgtg	acattggtgg	ttgtggtgag	3180
cacggcggag	atggaggagg	gagagctgga	tttgataacc	cggcggcggg	aggaggagga	3240
tgatttggtg	gggtttaggg	agaatgggag	ggagaatctg	gagattggta	atgggtgattt	3300
ggaggaggaa	ggagatggtt	tggtggagaa	ggagatcgaa	gaagatggtt	ttgttgttgt	3360
tgttgccgcc	gccatggttc	agctgcacat	acataacata	tcaagatcag	aacacacata	3420
tacacacaca	aatacaatca	agtcaacaac	tccaaaaagt	ccagatctac	atatatacat	3480
acgtaataaa	caaatcatg	taaataatca	caatcatgta	atccagatct	atgcacatat	3540
atatatacac	aattaataaa	aaaaatgata	taacagatct	atatctatgt	atgtaacaac	3600
acaatcagat	gagagaagtg	atgttttcag	atctgtatac	atacaaacac	aaacagatga	3660
acaattgata	cgtagatcca	tatgtatacg	tacaattagc	tacacgatta	aatgaaaaaa	3720
atcaacgatt	tccgatttgt	acacacaaa	gcaacaatat	gaagaaattc	atatctgatt	3780
agatataaac	ataaccacgt	gtagatacac	agtcaaatca	acaatttat	agcttctaaa	3840
cggatgagat	gaacaagata	aagatattca	cataaggcat	acataagata	agcagattaa	3900
caactagca	ataatacata	cctaattaa	acaaggaata	acagagagag	agagagagag	3960
agagatttac	cttgaagtgt	aagaggagaa	gagaggattt	cttaaaattg	ggggtagaga	4020
aagaaagatg	atgaattgtg	agaaaggaga	gatagaaggg	ggggttgtat	atataggctg	4080
tagaagatta	ttttgtgtt	tgaggcgggtg	aaggaagagg	ggatctgact	atgacacggt	4140
tgcggttacg	tatttcgata	ggagtctttc	aacgctaac	gccgttactc	tatatgaccg	4200
tttgggccgt	aacggggccg	tttgtaacg	ctgatgttga	ttcttttctt	tctttctttc	4260
ttcctttttt	aaagaagcaa	ttgtacaatc	gttctagct	gtcaaacgga	taattcggat	4320
acggatatgc	ctatattcat	atccgtaatt	tttggattcg	aattttcccc	tctagggata	4380
acagggtaat	ggatctatat	tgtttttgtt	tcacataaat	gtcgttttgg	attattcatg	4440
taatatttta	aactaaagta	caatttttga	ctactttagt	ttactagtta	agcttttatt	4500
tttttgacta	accattgaat	gatgaagaga	tcaacgcac	atatttaca	cttaccatagt	4560
cttttggaag	tgtaattg	taatactacc	taaaatata	ctataattaa	ctaattttt	4620
ttcgtcaatt	ataatagatc	aattaaaagg	ctatcaaaag	gaaaaaatg	aatccacat	4680

-continued

cctgccatca	taacctcatg	ctggaaaaag	aatgaaaaa	atataaaaa	tttcttttgt	4740
ttattaaatt	tacaacttta	atactagttt	ctttctatt	ttttaaagc	tttgtcact	4800
tacttaaaaa	aaaaaaactt	tttgaaatat	tcctacttcc	aatgtctgat	tagtgcttct	4860
ggatttcctt	tttggatcat	gtgaatccta	aatcagaaaa	attcatataa	taccaattc	4920
agtatatttt	catacttcaa	tttacaagag	ttctctatgt	ttttagcttc	tttcttttaa	4980
gccaaatggt	ttaagcatct	tttatacatt	aaaataatth	agtgttgagt	tgagatthtt	5040
tttttttttt	tttggattta	cttgttcaaa	atctgaaaa	atgtttacag	aaggttaaaa	5100
tgaacaaaa	ggcatatcaa	gctagattht	gaattaccct	atthcatcgt	atacaaaaa	5160
ctgataatgt	ggacacagtt	gattttactt	ctcgatgaca	tcgtagthtt	atthaatthg	5220
gaaaccacgg	cccatatgag	cacatttcaa	ttaaaaacca	atggtaagag	cattthccat	5280
gcaagattcg	agagatatta	accagtgac	tgthaaaca	gcttagaacc	ctaataacga	5340
atthcaatta	ctcaatttac	cattcgcatt	tcgcaataac	caaactgagc	cagtcacaag	5400
gagtaaacgg	aaccggatta	tttatttata	aatgaaaga	aaggaaacca	aacaacaaca	5460
gcagtagtag	tctgacgtaa	acaaaaagc	aggcagatca	acaactaaaa	gaaactcaaa	5520
ttacaaaaac	aaacaggaaa	ttgcaaaacta	agthttttta	ccatatgcat	acaaagacca	5580
taaaaggthc	tgataatcac	cggthtcatc	tcagatccgc	gatcgccaat	tgacgcgtac	5640
tagtgtaaaa	gcttgccggc	gcgaattcgg	tacatccggc	cagtgaaata	tcaactatgt	5700
ataataaagt	tgggtaccgg	cctattaggg	cacggthcgt	acagthttha	aacgattgac	5760
ctgcaggata	caagtgcgca	cagactagcg	gccgtaatc	ccgggaatta	ccggtagtag	5820
gcgcctactt	tggccggcct	agtagattht	aatthgctt	agthggccaag	ctthggcgtaa	5880
tcattggccac	tttgtaaaag	aaagctgggt	ggtaccggcc	tattaggcca	cggthcgtac	5940
agthtttaaa	cgattgacct	gcaggataca	agthgcgaca	gactagcggc	cgthaatccc	6000
gggaattacc	ggtagtaggc	gccccccact	ccgcctaca	ctcgatata	tatgcctaaa	6060
cctgccccgt	tcctcatatg	tgatattatt	atthcattat	taggtataag	atagtaaacg	6120
ataaggaaag	acaatttatt	gagaaagcca	tgctaaaata	tagatagata	taccttagca	6180
ggtgthttatt	ttacaacata	acataacata	gtagctagcc	agcaggcagg	ctaaaacata	6240
gtatagtcta	tctgcagggg	gtacggthcga	ggcggcctta	atthaatcatt	gththgcctcc	6300
ctgctgccgt	ttthcaccga	agthcatgcc	agthccagcgt	ttthgcagca	gaaaagccgc	6360
cgactthcgg	thgcggthcgc	gagthgaagat	ccththctthg	thaccgcca	cgcgcaatat	6420
gcctthcgag	gthcgaaaat	cggcgaaatt	ccatacctgt	tcaccgacga	cggcgctgac	6480
gcgatcaaaag	acgggthgat	acatathccag	ccatgcacac	tgatactctt	cactccacat	6540
gthcggthtac	atthagthgca	gcccggctaa	cgtathccacg	ccgthattcgg	tgatgataat	6600
cggctgatgc	agththctct	gcccaggccag	aagthctthtt	thcagthacct	thctctgccgt	6660
thccaaatcg	ccgctthtgg	catathcatcc	gtaataacgg	thcaggcaca	gcacatcaaa	6720
gagathcctg	atggthctcg	thtgagcgtc	gcagaacatt	acathgacgc	aggtgathcgg	6780
acgcgthcggg	thcagthttac	gcgthgcttc	cgccagthggc	gcgaaatatt	cccgtgcacc	6840
thcgggacgg	gthathcggth	cgthggcaat	actccacatc	accacgctthg	ggtgthtttt	6900
gthcagcgt	athcagctctt	thaatgcctg	thagthcgt	thctgagthtt	ccccgthgac	6960
thcctctctg	ctgtacagth	ctthcggctt	gthgcccgt	thcgaaccaa	thcctaaaga	7020

-continued

gaggttaaag	ccgacagcag	cagtttcatc	aatcaccacg	atgccatggt	catctgcccc	7080
gtcgagcadc	tcttcagcgt	aagggtaatg	cgaggtacgg	taggagttgg	ccccaatcca	7140
gtccattaat	gcggtggtcgt	gcaccatcag	cacgttatcg	aatcctttgc	cacgcaagtc	7200
cgcaccttca	tgacgaccaa	agccagtaaa	gtagaacggg	ttgtgggtta	tcaggaactg	7260
ttcgcccttc	actgccactg	accggatgcc	gacgcgaagc	gggtagatat	cacactctgt	7320
ctggcttttg	gctgtgacgc	acagttcata	gagataacct	tcacccggtt	gccagagggtg	7380
cggattcacc	acttgcaaaag	tcccgttagt	gccttgtcca	gttgcaacca	cctggtgatc	7440
cgcacacgc	agttcaacgc	tgacatcacc	attggccacc	acctgccagt	caacagacgc	7500
gtggttacag	tcttgccgca	catgcgtcac	cacggtgata	tcgtccacc	aggtgttcgg	7560
cgtggtgtag	agcattacgc	tgcatggat	tccggcatag	ttaaagaaat	catggaagta	7620
agactgcttt	ttcttgccgt	tttcgctcgt	aatcaccatt	cccggcggga	tagtctgcca	7680
gttcagttcg	ttgttcacac	aaacgggtgat	acctgcacat	caacaaat	ttgtcatata	7740
ttagaaaagt	tataaattaa	aatatacaca	cttataaact	acagaaaagc	aattgctata	7800
tactacattc	ttttattttg	aaaaaaatat	ttgaaatatt	atattactac	taattaatga	7860
taattattat	atatatatca	aaggtagaag	cagaaactta	cgtacacttt	tcccggcaat	7920
aacatacggc	gtgacatcgg	cttcaaattg	cgtatagccg	cctgatgct	ccatcacttc	7980
ctgattattg	accacactt	tgccgtaatg	agtgaccgca	tcgaaacgca	gcacgatacg	8040
ctggcctgcc	caacctttcg	gtataaagac	ttcgcgctga	taccagacgt	tgcccgcata	8100
attacgaata	tctgcatcgg	cgaactgatc	gttaaaactg	cctggcacag	caattgcccg	8160
gctttcttgt	aacgcgcttt	cccaccaacg	ctgaccaatt	ccacagtttt	cgcgatccag	8220
actgaatgcc	cacaggccgt	cgagtttttt	gatttcacgg	gttgggggtt	ctacaggacg	8280
taccatggtg	ttcagcttga	tcggactatt	aattagttca	atgttttata	cgtgaagaaa	8340
aagaaagtgt	gggaatatat	ggcaaaaaac	atgcatgggg	acgtgtgtta	acatacgtgt	8400
cttatgacta	attataggta	gtggcagtta	caaccatctg	gaaatggaat	tgatatacac	8460
agccctgcaa	gagacactag	cttacctaag	agcattttca	tgacacactt	tttaaaagac	8520
aaaggatcta	tattaatagt	aggtcaatat	tctgaatggt	ttattacctt	taacattcga	8580
agaaggaaaa	aaccaatggt	tcactctgtc	aatgtgtcct	tcacaaactc	atatttactt	8640
attctagttt	gaccaagata	taagggttaa	cagtaaaaca	taagaaaata	actgacaaat	8700
ataaaataaa	tatcagataa	ttacagagat	ctcaaaatta	ttaagaataa	tttatctaag	8760
aattaatatt	gttggtgat	ttctaaaggt	gacaggtgaa	aatttatatt	attgtaaaat	8820
ttaaaataag	tcaatatttt	tatattgttg	taaaatttaa	aataagtcaa	tatttttgtc	8880
tttcgatttg	tactaaattt	ctattgatgg	attttgaga	atgaaatacc	ataatttcta	8940
ttcaattcat	tacagtattt	ttccagcat	acaattatgc	tttaciaaagt	ttttatatag	9000
gctacaagaa	aagtaacata	gaatacaata	attcaaaaat	caagtcgagg	actatttggt	9060
tatgacaatc	ttaatgatac	atgtttatca	taattaatta	taaggacaat	aattataatg	9120
tgatgattac	atttaactta	taatacttac	tattcgtagt	ggtggttaca	acacattaat	9180
tttaactgtc	gcccttaatg	tggtgctctt	taactccgaa	tacttctgta	agttgttaaa	9240
atcttctga	ttgtagtatt	ttagtaaatg	agtctgtaag	ttgctcttaa	gttctgcaca	9300
aaggtaactg	cacatttctt	tcaagaatca	ctcttcgaat	gatcaggtgt	tttatgttaa	9360
tgtgtctaca	gcgactatga	aaaacaggaa	agtttgtggt	gtacatgaaa	atttttgctc	9420

-continued

tcagtcttca	agaatthttct	gttaagatct	tccatgacat	caagtttgca	gcactgtatc	9480
atcaatthttg	gtttggaatt	ggcacttctg	caaaatggtc	aattgcagtc	tgaaaagtca	9540
aactthtgact	tttgcattct	gatcaaattt	caagaaagac	atthcatcaa	gacatgthtag	9600
aattagaagt	ttgtthttatt	aagaaagtca	aaagtcttct	ttgctthtga	aaagtcaata	9660
ttctaaacac	ttagattatt	ttctaactgt	taagaaaatt	gacaagttca	gaacttgacg	9720
ccagatthttc	accatgtagc	aagttgattc	tggaaagaaga	actgacacaa	gagthttaga	9780
tttgthttgag	atctaagact	atgctggaaca	gaactagact	taaaaatgat	gggataagaa	9840
gttataaaac	tttgaagaca	cgtccatgaa	actgaagatg	tcaataaatt	ttgggccttc	9900
cgtagacgga	atthgthtag	aacttgacca	gcagthttca	cgtagthtca	atcagthcatt	9960
gcaagagtat	atcaaagaaa	gtctacaaaag	catgthtaca	gctthtctgat	tacacttaga	10020
actccttcag	aacatcaagg	aacagagaga	ttcaaagatc	tcaagthtga	tacagthccgg	10080
gccgagcagg	ccggcctagt	agatthtaaat	tggccttagt	ggccaagctt	ggcghaatca	10140
tggagcctgc	thttthgtac	aaactthgggt	accggcctat	taggcccagc	tccgthacagt	10200
gtthaaacga	thgacctgca	ggatacaagt	gcgcacagac	tagcggcccgc	taatcccggg	10260
aattaccggt	agtaggcgcc	tactthggcc	ggcctagtag	atthaaattg	gccttagthgg	10320
ccaagctthgg	cgtaatcatg	gcaactthttc	tatacaaaagt	tgatagcttg	gcghaatcga	10380
tgtaccgata	tcaatthtaaa	ttggcccggcc	gagctcccctg	cagggggccc	ggcgcgcctc	10440
tagattaatt	aaaggcctta	gttactaatc	agthgatcaga	thgtcghtht	ccgccttcag	10500
thtaaacat	cagthgtthga	caggatata	tggcgggtaa	acctaaagaga	aaagagcgh	10560
tattagaata	atcgggatatt	taaaagggcg	tgaaaagtht	tatccghthc	tccatthtga	10620
tgtcaatata	catgataagt	cgcgctgtat	gtgthtghth	gaatattcat	ggaacgcagth	10680
ggcghththt	atgghctgh	atgactghth	thttggggta	cagthctatgc	ctcgggcatc	10740
caagcagcaa	gcgcghtacg	ccgthgggctg	atgththgatg	thtatggagca	gcaacghatg	10800
tacgcagcag	ggcagthcgc	ctaaaacaaa	gttaaacatc	atggghgaa	cgghcatcgc	10860
cgagghgtcc	accagctgh	cggaagthcgt	ggghgtcatc	gagcgcacc	tcgaaaccgac	10920
cctcctcgc	gtgcatctgh	atgghthcgc	cghthgacgc	ggcctthagc	cccattcgh	10980
catcghactg	ctthgtcaccg	thaccghthc	tctcghacgag	accagcgc	gcgcghctt	11040
caacghacct	ctggaaacgh	ccgcctcccc	cggcghagagc	gaaatcctgc	gcgcghthga	11100
gghthgacg	gtgghthgacg	atgacatcat	cccctggcgc	tatccghcca	aacghgaact	11160
ccagthcghc	gaatgghcagc	gthaatgatat	tctggcghgh	atctthgaa	cgghccacct	11220
cgacatthgat	ctgghcghatc	tghctaccaa	ggcccghghg	catagcghth	cccctcghcgh	11280
ccccgcghc	gagghaactth	tgcacccgh	gccghaacag	ghatctghthc	aagcactgaa	11340
cgagacghc	accctghthga	actccccgc	ggatthggcgh	ggcghatgagc	gcaatghthgh	11400
ccttacghc	agccghatth	gghactcghc	gghthaccghc	aagatcghc	cghaagghatg	11460
cgccgcghc	tggghcghatg	agcgcctthc	ggcghaacat	cagcccghga	tctcghaagc	11520
gcghcaagc	tatctghghc	aagaaaga	ccghctcghc	tcccghghc	accagctcga	11580
agaatthghc	cactatghca	agghcghagat	cacghaagghc	gthghcaaat	aatghctagc	11640
tagaaatthc	thcaagccga	cgccghctthc	cgghcghghc	thactcaagc	gthtagatghca	11700
ctaagcact	aatghctcac	agccaaacta	tghatghatg	gaagghcccc	gthagaaaga	11760

-continued

tcaaaggatc	ttcttgagat	cctttttttc	tgcgcgtaat	ctgctgcttg	caaacaaaaa	11820
aaccaccgct	accagcggtg	gtttgtttgc	cggatcaaga	gctaccaact	ctttttccga	11880
aggtaactgg	cttcagcaga	gcgagatac	caaatactgt	ccttctagt	tagccgtagt	11940
taggccacca	cttcaagaac	tctgtagcac	cgctacata	cctcgctctg	ctaatcctgt	12000
taccagtggc	tgctgccagt	ggcgataagt	cgtgtcttac	cgggttgac	tcaagacgat	12060
agttaccgga	taaggcgcag	cggtcgggct	gaacgggggg	ttcgtgcaca	cagcccagct	12120
tggagcgaac	gacctacacc	gaactgagat	acctacagcg	tgagctatga	gaaagcgcca	12180
cgcttcccga	agggagaaa	gcgacaggt	atccggttaag	cggcagggtc	ggaacaggag	12240
agcgcacgag	ggagcttcca	gggggaaacg	cctggtatct	ttatagtcct	gtcgggtttc	12300
gccacctctg	acttgagcgt	cgatttttgt	gatgctcgtc	aggggggcg	agcctatgga	12360
aaaacgccag	caacgcggcc	tttttacggt	tcttgccctt	ttgctggcct	ttgctcaca	12420
tgttctttcc	tgcgttatcc	cctgattctg	tgataaacg	tattaccgcc	tttgagtgag	12480
ctgataccgc	tcgccgcagc	cgaacgaccg	agcgcagcga	gtcagtgagc	gaggaagcgg	12540
aagagcgctt	gatgcggtat	tttctcctta	cgcatctgtg	cggatattca	caccgcatag	12600
gccgcgatag	gccgacgcga	agcggcgggg	cgtagggagc	gcagcgaccg	aagggtaggc	12660
gctttttgca	gctcttcggc	tgtgcgctgg	ccagacagtt	atgcacaggc	caggcgggtt	12720
ttaagagttt	taataagttt	taaagagttt	taggcggaaa	aatcgctttt	tttctctttt	12780
atatcagtca	cttacatgtg	tgaccggttc	ccaatgtacg	gctttgggtt	cccaatgtac	12840
gggttccggt	tcccaatgta	cggctttggg	ttcccaatgt	acgtgctatc	cacaggaaa	12900
agaccttttc	gacctttttc	ccctgctagg	gcaatttgcc	ctagcatctg	ctccgtacat	12960
taggaaccgg	cggatgcttc	gccctcgatc	aggttgcggt	agcgcgatgac	taggatcggg	13020
ccagcctgcc	ccgcctcctc	cttcaaactc	tactccggca	ggtcatttga	cccgatcagc	13080
ttgcgcacgg	tgaacagaaa	cttcttgaac	tctccggcgc	tgccactgcg	ttcgtagatc	13140
gtcttgaaca	accatctggc	ttctgccttg	cctgcggcgc	ggcgtgccag	gcggtagaga	13200
aaaacggcga	tgccggggtc	gatcaaaaag	taatcggggt	gaaccgtcag	cacgtccggg	13260
ttcttgccct	ctgtgatctc	gcggtacatc	caatcagcaa	gctcgatctc	gatgtactcc	13320
ggccgcccgg	tttcgctctt	tacgatcttg	tagcggctaa	tcaaggcttc	accctcggat	13380
accgtcacca	ggcggccggt	cttggccttc	ttggtacgct	gcatggcaac	gtgcgtggtg	13440
tttaaccgaa	tgcaggtttc	taccaggtcg	tctttctgct	ttccgccatc	ggctcggcgg	13500
cagaacttga	gtacgtccgc	aacgtgtgga	cggaacacgc	ggccgggctt	gtctcccttc	13560
ccttcccggg	atcggttcat	ggattcgggt	agatgggaaa	ccgccatcag	taccaggtcg	13620
taatcccaca	cactggccat	gccggcgggg	cctgcggaaa	cctctacgtg	ccgctctgga	13680
agctcgtagc	ggatcacctc	gccagctcgt	cggtcacgct	tcgacagacg	gaaaacggcc	13740
acgtccatga	tgctgcgact	atcgcgggtg	cccacgtcat	agagcatcgg	aacgaaaaaa	13800
tctggttgct	cgtegccctt	ggcgggcttc	ctaatcgacg	gcgaccgggc	tgcggcggtt	13860
tgccgggatt	ctttgcggat	tcgatcagcg	gcccttgcc	acgattcacc	ggggcgtgct	13920
tctgcctcga	tgcggtgccc	ctgggcggcc	tgccggcctt	tcaacttctc	caccaggtca	13980
tcaccacagc	ccgcgccgat	ttgtaccggg	cggatgggtt	tgcgaccgct	cacgccgatt	14040
cctcgggctt	gggggttcca	gtgccattgc	agggccggca	gacaaccag	ccgcttacgc	14100
ctggccaacc	gcccgttctt	ccacacatgg	ggcattccac	ggcgtcgggtg	cctggttggtt	14160

-continued

```

cttgatthtc catgccgect cctttagccg ctaaaattca tctactcatt tattcatttg 14220
ctcatttact ctggtagctg cgcgatgat tcagatagca gctcggtaat ggtcttgect 14280
tggcgtaccg cgtacatctt cagcttggtg tgatcctccg ccggcaactg aaagttgacc 14340
cgcttcatgg ctggcgtgtc tgccaggetg gccaacgttg cagecttgct gctgcgtgcg 14400
ctcggacggc cggcacttag cgtgtttgtg cttttgctca ttttctcttt acctcattaa 14460
ctcaaatgag ttttgattta atttcagcgg ccagcgcctg gacctcgcgg gcagcgtcgc 14520
cctcgggttc tgattcaaga acggttgtgc cggcggcgcc agtgectggg tagctcacgc 14580
gctgcgtgat acgggactca agaatgggca gctcgtacct ggccagcgc tccgcaacct 14640
caccgccgat gcgcgtgcct ttgatcggcc gcgacacgac aaaggccgct tgtagccttc 14700
catccgtgac ctcaatgccc tgcttaacca gctccaccag gtcggcgggtg gcccaaatgt 14760
cgtaagggtt tggtcgcacc ggaatcagca cgaagtggc tgcttgatc gcggacacag 14820
ccaagtccgc cgcctggggc gctccgtcga tcaactacga gtcgcgcgg ccgatggcct 14880
tcacgtcgcg gtcaatcgtc gggcggcga tgccgacaac ggtagcgggt tgatcttccc 14940
gcacggccgc ccaatcgcgg gcaactgcct ggggatcggg atcgactaac agaacatcgg 15000
ccccggcgag ttgcagggcg cgggctagat gggttgcgat ggtegtcttg cctgaccgcg 15060
ctttctgggt aagtacagcg ataaccttca tgcttcccc ttgcgtattt gtttatttac 15120
tcatcgcac atatacgcag cgaccgcag acgcaagctg ttttactcaa atacacatca 15180
cctttttaga tgatcagtga ttttgtgcc agctgccgg cggggagctg ttggctggct 15240
gg 15242

```

```

<210> SEQ ID NO 9
<211> LENGTH: 15405
<212> TYPE: DNA
<213> ORGANISM: Artificial Sequence
<220> FEATURE:
<223> OTHER INFORMATION: Transformation vector

```

```

<400> SEQUENCE: 9

```

```

gacatacaaa tggacgaac gataaacctt ttcacgcct tttaaatc cgattattct 60
aataaacgct cttttctctt aggtttacc gccaatatat cctgtcaaac actgatagtt 120
taaaactgaag gcgggaaacg acaatcagat ctagtaggaa acagctatga ccatgattac 180
gccaagctat cgattacgcc aagctatcaa ctttgtatag aaaagttggg taccgccggg 240
gatataaagc ttaaacaata caggtggctg aaatatata accaattcat gtctacaaat 300
gtaccctttg cacttaaaaa atttatcggg gggatccact cgcattggaa gtcaatcaag 360
gactattggt tattagtctg tccgttattt gaatatgata acgcaaggtt tccgtgtaca 420
atataatgac atggaatgcc gctggtgagc gttaacctg aattttcatg atttgaggca 480
tggggctgta ttgcttgta gcggtggggg gaatgaaatt tagcttcaac ctaatgagat 540
acagttcccg ggtcaggatg atctaactat tcctcataca aatgtctcat ttttcaatta 600
gagtaaatg tgtccatag tctcgatttc gattgactta catccattca agataaaatt 660
gcgcaatctt gcacttcct taacattttc ataagtttca tacctatcac tacctataca 720
cccgggataa cacatcgtgt tcgggtgttg gaagattttg actcaaatc ctaatttaca 780
ttgctcctaa ctatattagc ttttaacttct gtactgctgg taaagctgcc aaccgttatc 840
accataggcc atacttccat cggttataga ctctcatccc cttttagacc agcttagtca 900

```

-continued

acgttctgtc	ttttaattct	aagacgttat	gaacttagat	ggttttcaaa	aaaaatcgtg	960
atgagaatgc	cttgccagga	cattagctac	acgttacaca	taccatgcaa	tccaggagaa	1020
tattatttct	tcgccacttg	tcactccctt	caaacaccta	agaccttacc	tctcacatca	1080
gccgcataca	ttcacatgcg	tgcattgcat	attacacgtg	atcgccatgc	aaatcttcat	1140
taaagtgtat	aaaagtacc	atccgattca	ggcttgaatc	taccgatacc	tgagcaaac	1200
aaacacggtc	aaaaacatac	acgaacatg	gtacgtcctg	tagaaacccc	aaccctgtaa	1260
atcaaaaaac	tcgacggcct	gtgggcattc	agtctggatc	gcgaaaactg	tggaattggg	1320
cagcgttggg	gggaaagcgc	gttacaagaa	agccgggcaa	ttgctgtgcc	aggcagtttt	1380
aacgatcagt	tcgccgatgc	agatattcgt	aattatgctg	gcaacgtctg	gtatcagcgc	1440
gaagtcttta	taccgaaagg	ttgggcaggc	cagcgtatcg	tgctgcgttt	cgatgcggtc	1500
actcattacg	gcaaagtgtg	ggccaataat	caggaagtga	tggagcatca	gggaggctat	1560
acgccatttg	aagccgatgt	cacgccgtat	gttattgccg	ggaaaagtgt	acgtaagttt	1620
ctgcttctac	ctttgatata	tatataataa	ttatcattaa	ttagtagtaa	tataatattt	1680
caaatatttt	tttcaaaata	aaagaatgta	gtatatagca	attgcttttc	tgtagtttat	1740
aagtgtgtat	attttaattt	ataacttttc	taatatatga	ccaaaatttg	ttgatgtgca	1800
ggatcaccg	tttgtgtgaa	caacgaactg	aactggcaga	ctatcccgcc	gggaatggg	1860
attaccgacg	aaaacggcaa	gaaaaagcag	tcttacttcc	atgatttctt	taactatgcc	1920
ggaatccatc	gcagcgtaat	gctctacacc	acgccgaaca	cctgggtgga	cgatatacc	1980
gtggtgacgc	atgtcgcgca	agactgtaac	cacgcgtctg	ttgactggca	ggggtgggcc	2040
aatggtgatg	tcagcgttga	actgcgtgat	gcgatcaac	agggtggtgc	aactggacaa	2100
ggcactagcg	ggactttgca	agtgggtgaat	ccgcacctct	ggcaaccggg	tgaaggttat	2160
ctctatgaac	tgtgcgtcac	agccaaaagc	cagacagagt	gtgatataca	cccgcctcgc	2220
gtcggcatcc	ggtcagtggc	agtgaagggc	gaacagttcc	tgattaacca	caaaccgttc	2280
tactttactg	gctttggtcg	tcatgaagat	gctgacttgc	gtggcaaagg	attcgataac	2340
gtgctgatgg	tgcacgacca	cgcattaatg	gactggattg	gggccaactc	ctaccgtacc	2400
tcgcattacc	cttacgctga	agagatgctc	gactgggcag	atgaacatgg	catcgtgggtg	2460
attgatgaaa	ctgctgctgt	cggttttaac	ctctcttttag	gcattggttt	cgaagcgggc	2520
aacaagccga	aagaactgta	cagcgaagag	gcagtcaacg	gggaaactca	gcaagcgcac	2580
ttacaggcga	ttaaagagct	gatagcgcgt	gacaaaaacc	accaagcgt	gggatgtggg	2640
agtattgcca	acgaaccgga	taccgctccg	caaggtgcac	gggaatattt	cgccgactcg	2700
gcggaagcaa	cgcgtaaaact	cgaccgcagc	cgccgatca	cctgcgtcaa	tgtaatgttc	2760
tgcgacgctc	acaccgatac	catcagcgat	ctctttgatg	tgctgtgcct	gaaccgttat	2820
tacggatggg	atgtccaaag	cggcgatttg	gaaacggcag	agaaggtaact	ggaaaaagaa	2880
cttctggcct	ggcaggagaa	actgcatcag	ccgattatca	tcaccgaata	cgccgtggat	2940
acgttagccg	ggctgcactc	aatgtacacc	gacatgtgga	gtgaagagta	tcagtgtgca	3000
tggttgata	tgtatcaccg	cgtctttgat	cgcgtcagcg	ccgtcgtcgg	tgaacaggta	3060
tggaatttcg	ccgattttgc	gacctcgcaa	ggcatattgc	gcgttggcgg	taacaagaaa	3120
gggatcttca	ctcgcgaccg	caaaccgaag	tcggcgctt	ttctgctgca	aaaacgctgg	3180
actggcatga	acttcgggtga	aaaaccgcag	cagggaggca	aacaatgaat	caacaactct	3240
cctggcgcac	catcgtcggc	tacagcctcg	ggaattgcta	ccgagtaagg	ccgcctcgag	3300

-continued

catatgggct	cgaatttccc	cgatcgttca	aacatttggc	aataaagttt	cttaagattg	3360
aatcctggtg	ccggtcttgc	gatgattatc	atataatttc	tgttgaatta	cgtaagcat	3420
gtaataatta	acatgtaatg	catgacgtta	tttatgagat	gggtttttat	gattagagtc	3480
ccgcaattat	acatttaata	cgcgatagaa	aacaaaatat	agecgcgcaa	ctaggataaa	3540
ttatcgcgcg	cggtgtcatc	tatgttacta	gatcgggaat	tcaagcttgg	cgtaatcatg	3600
gcaagtttgt	acaaaaaagc	aggctggtag	ccggggatcc	tctaggtcga	ccagatctga	3660
tatctgccc	cgctcgcg	atatgggcat	gcaagcttgg	cgtaatcatg	gaccagctt	3720
tcttgtaaaa	agtggggtac	caattcgaat	ccaaaaatta	cggatatgaa	tataggcata	3780
tccgtatccg	aattatccgt	ttgacagcta	gcaacgattg	tacaattgct	tctttaaaaa	3840
aggaagaaag	aaagaaagaa	aagaatcaac	atcagcgtta	acaaacggcc	ccgttacggc	3900
ccaaaacggtc	atatagagta	acggcggtta	gcgttgaaag	actcctatcg	aaatacgtaa	3960
ccgcaaacgt	gtcatagtca	gatcccctct	tccttcaccg	cctcaaacac	aaaaataatc	4020
ttctacagcc	tatatataca	acccccctt	ctatctctcc	ttctcacia	ttcatcatct	4080
ttctttctct	accccccaat	ttaagaaatc	ctctctctcc	ctcttcattt	tcaaggtaaa	4140
tctctctctc	tctctctctc	tctgttattc	ctgttttaaa	ttaggtatgt	attattgcta	4200
gtttgttaat	ctgcttatct	tatgtatgcc	ttatgtgaat	atctttatct	tgttcacctc	4260
atccgtttag	aagctataaa	ttgttgatt	tgactgtgta	tctacacgtg	gttatgttta	4320
tatctaataca	gatatgaatt	tcttcatatt	gttgcgtttg	tgtgtaccaa	tccgaaatcg	4380
ttgatttttt	tcatttaatc	gtgtagctaa	ttgtacgtat	acatatggat	ctacgtatca	4440
attgttcate	tgtttgtgtt	tgtatgtata	cagatctgaa	aacatcactt	ctctcatctg	4500
attgtgttgt	tacatacata	gatatagatc	tgttatatca	ttttttttat	taattgtgta	4560
tatatatatg	tgcataagatc	tggattacat	gattgtgatt	atttcatga	ttttgttatt	4620
tacgtatgta	tatatgtaga	tctggacttt	ttggagttgt	tgacttgatt	gtatttgtgt	4680
gtgtatatgt	gtgttctgat	cttgatatgt	tatgtatgtg	cagctgaacc	atggcggcgg	4740
caacaacaac	aacaacaaca	tcttcttcca	tctcctctcc	caccaaacca	tctccttctc	4800
cctccaaatc	accattacca	atctccagat	tctcctccc	attctcccta	aacccaaca	4860
aatcactctc	ctctcccgc	cgccgcggta	tcaaatccag	ctctcctccc	tccatctccg	4920
ccgtgctcaa	cacaaccacc	aatgtcacia	ccactcccctc	tccaaccaa	cctaccaaac	4980
ccgaaacatt	catctcccga	ttcgctccag	atcaaccccg	caaaggcgc	gatatcctcg	5040
tcaagcttt	agaacgtcaa	ggcgtagaaa	ccgtattcgc	ttaccctgga	ggtacatcaa	5100
tggagattca	ccaagcctta	accgcctctt	cctcaatccg	taacgtcctt	cctcgtcacg	5160
aacaaggagg	tgtattcgca	gcagaaggat	acgctcgatc	ctcaggtaaa	ccaggatctt	5220
gtatagccac	ttcaggctcc	ggagctacia	atctcgttag	cggattagcc	gatgcgttgt	5280
tagatagtgt	tcctcttgta	gcaatcacag	gacaagctcc	tcgtcgtatg	attggtacag	5340
atgcgtttca	agagactccg	attggtgagg	taacgcgttc	gattacgaag	cataactatc	5400
ttgtgatgga	tgttgaagat	atccctagga	ttattgagga	agctttcttt	ttagctactt	5460
ctggtagacc	tggacctgtt	ttggttgatg	ttcctaaaga	tattcaacia	cagcttgcca	5520
ttcctaattg	ggaacagget	atgagattac	ctggttatat	gtctaggatg	cctaaacctc	5580
cggaagattc	tcatttgag	cagattgtta	ggttgatttc	tgagtctaag	aagcctgtgt	5640

-continued

tgtatggttg	tggtggttg	ttgaattcta	gcatgaatt	gggtaggtt	gttgagctta	5700
cgggatccc	tggtgcgag	acgttgatg	ggctgggatc	ttatccttg	gatgatgag	5760
tgctgttaca	tatgcttga	atgcatggga	ctgtgtatgc	aaattacgct	gtggagcata	5820
gtgatttggt	ggtggcgtt	ggggaaggt	ttgatgatcg	tgctacgggt	aagcttgagg	5880
cttttgctag	tagggctaag	attgttcata	ttgatattga	ctcggctgag	attgggaaga	5940
ataagactcc	tcatgtgtct	gtgtgtggtg	atgttaagct	ggctttgcaa	gggatgaata	6000
aggttcttga	gaaccgagcg	gaggagctta	agcttgattt	tggagtttgg	aggaatgag	6060
tgaacgtaca	gaaacagaag	ttccggtga	gctttaagac	gtttgggaa	gctattcctc	6120
cacagtatgc	gattaaggtc	cttgatgag	tgactgatgg	aaaagccata	ataagtactg	6180
gtgtcgggca	acatcaaatg	tggcggcgc	agttctacaa	ttacaagaaa	ccaaggcagt	6240
ggctatcatc	aggaggcctt	ggagctatgg	gatttggact	tcctgctgcg	attggagcgt	6300
ctgttgctaa	ccctgatgcg	atagttgtgg	atattgacgg	agatggaagc	tttataatga	6360
atgtgcaaga	gctagccact	attcgtgtag	agaatcttcc	agtgaaggta	cttttattaa	6420
acaaccagca	tcttggcatg	gttatgcaat	gggaagatcg	gttctacaaa	gctaaccgag	6480
ctcacacatt	tctcgggat	cggctcagg	aggacgagat	attcccgaac	atgttgctgt	6540
ttgcagcagc	ttgcgggatt	ccagcggcga	gggtgacaaa	gaaagcagat	ctccgagaag	6600
ctattcagac	aatgctggat	acaccaggac	cttacctgtt	ggatgtgatt	tgtccgcacc	6660
aagaacatgt	gttgccgatg	atcccgaatg	gtggcacttt	caacgatgtc	ataacggaag	6720
gagatggccg	gattaaatac	tgagagatga	aaccggtgat	tatcagaacc	ttttatggtc	6780
ttgtatgca	tatggtaaaa	aaacttagtt	tgcaatttcc	tgtttgtttt	ggtaatttga	6840
gtttctttta	gttgttgatc	tgctgctttt	ttggtttacg	tcagactact	actgctgttg	6900
ttgtttgggt	tcctttcttt	cattttataa	ataaataatc	cggttcgggt	tactccttgt	6960
gactggctca	gtttggttat	tgcgaaatgc	gaatggtaaa	ttgagtaatt	gaaattcgtt	7020
attagggttc	taagctgttt	taacagtcac	tgggttaata	tctctcgaat	cttgcagga	7080
aaatgctctt	accattgggt	tttaattgaa	atgtgctcat	atgggccgtg	gtttccaaat	7140
taaataaaac	tacgatgtca	tcgagaagta	aatcaactg	tgtccacatt	atcagttttg	7200
tgtatacgat	gaaatagggt	aattcaaaat	ctagcttgat	atgccttttg	gttcatttta	7260
accttctgta	aacatttttt	cagattttga	acaagtaaat	caaaaaaaaa	aaaaaaaaaa	7320
tctcaactca	acactaaatt	attttaattg	ataaaaagtg	cttaaaacat	ttggcttaaa	7380
agaaagaagc	taaaaacata	gagaactctt	gtaaattgaa	gtatgaaaat	atactgaatt	7440
gggtattata	tgaatttttc	tgatttagga	ttcacatgat	caaaaagga	aatccagaag	7500
cactaatcag	acattggaag	taggaatatt	tcaaaaagtt	tttttttttt	aagtaagtga	7560
caaaagcttt	taaaaaatag	aaaagaaact	agtattaaag	ttgtaaattt	aataaaciaa	7620
agaaattttt	tatatttttt	cattttcttt	tccagcatga	ggttatgatg	gcaggatgtg	7680
gatttcattt	ttttcttttt	gatagccttt	taattgatct	attataattg	acgaaaaaat	7740
attagttaat	tatagatata	ttttaggtag	tattagcaat	ttacacttcc	aaaagactat	7800
gtaagttgta	aatatgatgc	gttgatctct	tcatcattca	atggttagtc	aaaaaataa	7860
aagcttaact	agtaactaa	agtagtcaaa	aattgtactt	tagtttaaaa	tattacatga	7920
ataatccaaa	acgacattta	tgtgaaacaa	aaacaatatc	tagagtcgac	ttaattaaac	7980
tagtggcgcg	ccaattgact	agtaggccta	tcgattaatt	aaggccgcct	cgagcatatg	8040

-continued

ggcatgcaag	cttggcgtaa	tcatggcaac	tttattatac	atagttgata	attcactggc	8100
cggataatte	actggccgtc	gttttacaac	gactcaggat	cctgtcaaac	actgatagtt	8160
taaactgaag	gcgggaaacg	acaatctgat	catgagcggg	gaattaaggg	agtcacgtta	8220
tgacccccgc	cgatgacgcg	ggacaagccg	ttttacgttt	ggaactgaca	gaaccgcaac	8280
gttgaaggag	ccactcagcc	gcggttttct	ggagttaa	gagctaagca	catacgtcag	8340
aaaccattat	tgcgcgttca	aaagtcgcct	aaggtcacta	tcagctagca	aatatttctt	8400
gtcaaaaatg	ctccactgac	gttcataaaa	ttcccctcgg	tatccaatta	gagtctcata	8460
ttcactctca	atccaaataa	tctgcaccgg	atctggatcg	tttcgcatga	ttgaacaaga	8520
tggattgcac	gcaggttctc	cggccgcttg	ggtggagagg	ctattcggct	atgactgggc	8580
acaacagaca	atcggctgct	ctgatgccgc	cgtgtccgg	ctgtcagcgc	aggggcgccc	8640
ggttcttttt	gtcaagaccg	acctgtccgg	tgcctgaat	gaactgcagg	acgaggcagc	8700
gcggctatcg	tggctggcca	cgacgggctg	tccttgcgca	gctgtgctcg	acgttgtcac	8760
tgaagcggga	agggactggc	tgctattggg	cgaagtgcgg	gggcaggatc	tcctgtcatc	8820
tcaccttgct	cctgccgaga	aagtatccat	catggctgat	gcaatgcggc	ggctgcatac	8880
gcttgatccg	gctacctgcc	cattcgacca	ccaagcga	catcgcatcg	agcgagcacg	8940
tactcggatg	gaagccggtc	ttgtcgatca	ggatgatctg	gacgaagagc	atcaggggct	9000
cgcgccagcc	gaactgttcg	ccaggctcaa	ggcgcgcatg	cccgcggcg	aggatctcgt	9060
cgtgacccat	ggcgatgcct	gcttgccgaa	tatcatggtg	gaaaatggcc	gcttttctgg	9120
attcatcgac	tgtggccggc	tgggtgtggc	ggaccgctat	caggacatag	cgttggctac	9180
ccgtgatatt	gctgaagagc	ttggcggcga	atgggctgac	cgcttcctcg	tgctttacgg	9240
tatcgcoget	cccgatcgc	agcgcacgc	cttctatcgc	cttcttgacg	agttcttctg	9300
agcgggaccc	aagctctaga	tcttgctgcg	ttcggatatt	ttcgtggagt	tcccggcaca	9360
gaccocgatg	atccccgatc	gttcaaacat	ttggcaataa	agtttcttaa	gattgaatcc	9420
tgttgccggg	cttgcgatga	ttatcatata	atttctgttg	aattacgtta	agcatgtaat	9480
aattaacatg	taatgcatga	cgttatatt	gagatgggtt	tttatgatta	gagtcccgc	9540
attatacatt	taatacgcga	tagaaaacaa	aatatagcgc	gcaaactagg	ataaattatc	9600
gcgcgcgggtg	tcatctatgt	tactagatcg	ggcctcctgt	caagctctgc	ttggttaataa	9660
ttgtcattag	attgttttta	tgcatagatg	cactcgaaat	cagccaattt	tagacaagta	9720
tcaaacggat	gttaattcag	tacattaaag	acgtccgcaa	tgtgttatta	agttgtctaa	9780
gcgtcaattt	gtttacacca	caatatatcc	tgccaccagc	cagccaacag	ctccccgacc	9840
ggcagctcgg	cacaaaatca	ccacgcgtta	ccaccacgcc	ggccggccgc	atggtgttga	9900
ccgtgttcgc	cggcattgcc	gagttcgagc	gttccctaat	catcgaccgc	accocggagcg	9960
ggcgcgaggg	cgccaaggcc	cgaggcgtga	agtttgcccc	ccgccctacc	ctcaccocgg	10020
cacagatcgc	gcacgcccgc	gagctgatcg	accaggaagg	ccgcaccgtg	aaagagggcg	10080
ctgcaactgct	tggcgtgcat	cgctcgaccc	tgtaccgcgc	acttgagcgc	agcgaggaag	10140
tgacgcccac	cgaggccagg	cggcgcgggtg	ccttccgtga	ggacgcattg	accgagggccg	10200
acgccctggc	ggccgcccag	aatgaacgcc	aagaggaaca	agcatgaaac	cgcaccagga	10260
cggccaggac	gaaccgtttt	tcattaccga	agagatcgag	gcggagatga	tcgcccggcg	10320
gtacgtgttc	gagccgcccg	cgcacgtctc	aaccgtgccc	ctgcatgaaa	tcctggccgg	10380

-continued

tttgtctgat	gccaagctgg	cggcctggcc	ggccagcttg	gccgctgaag	aaaccgagcg	10440
ccgccgtcta	aaaaggtgat	gtgtatttga	gtaaaacagc	ttgcgtcatg	cggtcgctgc	10500
gtatatgatg	cgatgagtaa	ataaacaat	acgcaagggg	aacgcatgaa	ggttatcgct	10560
gtacttaacc	agaaaggcgg	gtcaggcaag	acgaccatcg	caacccatct	agcccgcgcc	10620
ctgcaactcg	ccggggccga	tgttctgtta	gtcgattccg	atccccaggg	cagtgcccgcc	10680
gattgggccc	ccgtgcccga	agatcaaccg	ctaaccgttg	tcggcatcga	ccgcccgcgc	10740
attgaccgcg	acgtgaaggc	catcgcccg	cgcgacttcg	tagtgatcga	cggagcgccc	10800
caggcggcgg	acttggctgt	gtccgcgatc	aaggcagccg	acttcgtgct	gattccgggtg	10860
cagccaagcc	cttacgacat	atgggccacc	gccgacctgg	tggagctggt	taagcagcgc	10920
attgaggtca	cggatggaag	gctacaagcg	gcctttgtcg	tgtcgcgggc	gatcaaaggc	10980
acgcgcatcg	gcggtgaggt	tgccgagggc	ctggccgggt	acgagctgcc	cattcttgag	11040
tcccgatca	cgcagcgcgt	gagctacca	ggcactgccg	ccgccggcac	aaccgttctt	11100
gaatcagaac	ccgagggcga	cgctgcccgc	gaggtccagg	cgctggccgc	tgaattaaa	11160
tcaaaactca	tttgagttaa	tgaggtaaag	agaaaatgag	caaaagcaca	aacacgctaa	11220
gtgccggccg	tccgagcgc	cgcagcagca	aggctgcaac	gttggccagc	ctggcagaca	11280
cgccagccat	gaagcgggtc	aactttcagt	tgccggcgga	ggatcacacc	aagctgaaga	11340
tgtacgcggg	acgccaaggc	aagaccatta	ccgagctgct	atctgaatac	atcgccagc	11400
taccagagta	aatgagcaaa	tgaataaatg	agtagatgaa	ttttagcggc	taaaggaggc	11460
ggcatggaaa	atcaagaaca	accaggcacc	gacgccgtgg	aatgccccat	gtgtggagga	11520
acgggcccgt	ggccaggcgt	aagcggctgg	gttgtctgcc	ggccctgcaa	tggcactgga	11580
acccccaaagc	ccgaggaatc	ggcgtgagcg	gtcgcaaacc	atccggcccc	gtacaaatcg	11640
gcgcggcgct	gggtgatgac	ctgggtgaga	agttgaaggc	cgccgaggcc	gcccagcggc	11700
aacgcatcga	ggcagaagca	cgccccggtg	aatcgtggca	agcggccgct	gatcgaatcc	11760
gcaaagaatc	ccggcaaccg	ccggcagccg	gtgcgccgtc	gattaggaag	ccgcccagg	11820
gcgacgagca	accagatttt	ttcgttccga	tgctctatga	cgtgggcacc	cgcgatagtc	11880
gcagcatcat	ggacgtggcc	gttttccgtc	tgtcgaagcg	tgaccgacga	gctggcgagg	11940
tgatccgcta	cgagcttcca	gacgggcacg	tagaggtttc	cgcagggccc	gcccggcatgg	12000
ccagtgtgtg	ggattacgac	ctggactga	tggcggtttc	ccatctaacc	gaatccatga	12060
accgataacc	ggaaggggaag	ggagacaagc	ccggcccgct	gttccgtcca	cacgttgccg	12120
acgtactcaa	gttctgccgg	cgagccgatg	gcgaaagca	gaaagacgac	ctggtagaaa	12180
cctgcattcg	gttaaacacc	acgcacgttg	ccatgcagcg	tacgaagaag	gccaagaacg	12240
gccgcctggt	gacggtatcc	gaggggtgaag	ccttgattag	ccgctacaag	atcgtaaaga	12300
gcgaaaaccgg	gcggccggag	tacatcgaga	tcgagctagc	tgattggatg	taccgcgaga	12360
tcacagaagg	caagaaccgg	gacgtgctga	cggttcccc	cgattacttt	ttgatcgatc	12420
ccggcatcgg	ccgttttctc	taccgcctgg	cacgccgcgc	cgcaggcaag	gcagaagcca	12480
gatggttggt	caagacgatc	tacgaacgca	gtggcagcgc	cggagagttc	aagaagttct	12540
gtttcaccgt	gcgcaagctg	atcgggtcaa	atgacctgcc	ggagtacgat	ttgaaggagg	12600
aggcggggca	ggctggcccg	atcctagtca	tgcgctaccg	caacctgatc	gagggcgaag	12660
catccgcccg	ttcctaagt	acggagcaga	tgctagggca	aattgcccta	gcaggggaaa	12720
aaggtcgaaa	aggtctcttt	cctgtggata	gcacgtacat	tgggaacca	aagccgtaca	12780

-continued

ttgggaaccg	gaaccggtac	attgggaacc	caaagccgta	cattgggaac	cggtcacaca	12840
tgtaagtgac	tgatataaaa	gagaaaaaag	gcgatTTTTc	cgctaaaac	tctttaaacc	12900
ttattaaaac	tctttaaacc	cgctggcct	gtgcataact	gtctggccag	cgcacagccg	12960
aagagctgca	aaaagcgct	acccttcggt	cgctgcgctc	cctacgccc	gcccgttcgc	13020
gtcggcctat	cgcgccgct	ggccgctcaa	aatggctgg	cctacggcca	ggcaatctac	13080
cagggcgcg	acaagccg	cgctcgccac	tcgaccgccc	gcgcccacat	caaggcacc	13140
tgctcgcgc	gttctcgtga	tgacgggtga	aacctctgac	acatgcagct	cccggagacg	13200
gtcacagctt	gtctgtaagc	ggatgccggg	agcagacaag	cccgtcagg	cgctcagcg	13260
ggtgttgcg	ggtgtcggg	cgagccatg	accagtcac	gtagcgatag	cggagtgtat	13320
actggcttaa	ctatgcggca	tcagagcaga	ttgtactgag	agtgcacat	atgcgggtgtg	13380
aaataccgca	cagatgcgta	aggagaaaat	accgcatcag	gcgctcttc	gcttctcgc	13440
tcactgactc	gctgcgctcg	gtcgttcggc	tgccgagagc	ggatcagct	cactcaaagg	13500
cgtaatac	gttatccaca	gaatcaggg	ataacgcagg	aaagaacatg	tgagcaaaag	13560
gccagcaaaa	ggccaggaac	cgtaaaaag	ccgcttgct	ggcgttttc	cataggctcc	13620
gccccctga	cgagcatcac	aaaaatcgac	gctcaagtca	gaggtggcga	aaccgacag	13680
gactataaag	ataccaggcg	ttccccctg	gaagctccct	cgctgcgctc	cctgttccga	13740
ccctgcgct	taccgatac	ctgtccgct	ttctccctc	gggaagcgtg	gcgctttctc	13800
atagctcac	ctgtaggtat	ctcagttcgg	tgtaggtcgt	tcgctccaag	ctgggctgtg	13860
tgacgaacc	ccccgttcag	cccagccgct	gcgcttatc	cggtactat	cgtcttgagt	13920
ccaaccggt	aagacacgac	ttatcgccac	tggcagcagc	cactggtaac	aggattagca	13980
gagcgaggta	tgtaggcggt	gctacagagt	tctgaagtg	gtggcctaac	tacggctaca	14040
ctagaaggac	agtatttgg	atctgcgctc	tgtgaagcc	agttacctc	ggaaaaagag	14100
ttggtagctc	ttgatccggc	aaacaaacca	ccgctggtag	cggtggttt	ttgtttgca	14160
agcagcagat	tacgcgcaga	aaaaaaggat	ctcaagaaga	tcctttgatc	tttctacgg	14220
ggtctgacgc	tcagtggaac	gaaaactcac	gttaagggat	tttggcatg	catgatatat	14280
ctcccaattt	gtgtagggt	tattatgcac	gcttaaaaat	aataaaagca	gacttgacct	14340
gatagtttgg	ctgtgagcaa	ttatgtgctt	agtgcacta	acgcttgagt	taagccgcg	14400
cgcaagcgg	cgctggcttg	aacgaatttc	tagctagaca	ttatttgccg	actaccttg	14460
tgatctcgcc	ttcacgtag	tggacaaatt	cttccaactg	atctgcgcg	gaggccaagc	14520
gatctcttc	ttgtccaaga	taagcctg	tagcttcaag	tatgacgggc	tgatactggg	14580
ccggcaggcg	ctccattgcc	cagtcggcag	cgacatcct	cgccgctgatt	ttgcccgtta	14640
ctgcgctgta	ccaaatgcgg	gacaacgtaa	gactacatt	tcgctcatcg	ccagcccagt	14700
cgggcggcga	gttccatagc	gttaagggtt	catttagcgc	ctcaaataga	tcctgttcag	14760
gaaccggatc	aaagagttcc	tccgcccgtg	gacctaccaa	ggcaacgcta	tgttctcttg	14820
ctttgtcag	caagatagcc	agatcaatgt	cgatcgtggc	tggtcgaag	atacctgcaa	14880
gaatgtcatt	gcgctgcat	tctccaaatt	gcagttcgcg	cttagctgga	taacgccacg	14940
gaatgatg	gtcgtgcaca	acaatgggtga	cttctacagc	gcggagaatc	tcgctctctc	15000
caggggaagc	cgaagtttcc	aaaaggctcg	tgatcaaagc	tcgcccgtt	gtttcatcaa	15060
gccttacgg	caccgtaacc	agcaaatcaa	tatcactgtg	tggttcagg	ccgcatcca	15120

-continued

```

ctgCGGagcc gtacaaatgt acggccagca acgtcggttc gagatggcgc tcgatgacgc 15180
caactacctc tgatagttga gtcgatactt cggcgatcac cgcttcccc atgatgttta 15240
actttgtttt agggcgactg ccctgctgcg taacatcggt gctgctccat aacatcaaac 15300
atcgaccacc ggcgtaacgc gcttgctgct tggatgcccg aggcatagac tgtaccccaa 15360
aaaaacagtc ataacaagcc atgaaaaccg ccactgcggt ccatg 15405

```

```

<210> SEQ ID NO 10
<211> LENGTH: 15552
<212> TYPE: DNA
<213> ORGANISM: Artificial Sequence
<220> FEATURE:
<223> OTHER INFORMATION: Transformation vector

```

```

<400> SEQUENCE: 10

```

```

ggacatacaa atggacgaac ggataaacct tttcacgccc ttttaaataat ccgattattc 60
taataaacgc tcttttctct taggtttacc cgccaatata tctgtcaaa cactgatagt 120
ttaaactgaa ggcgggaaac gacaatcaga tctagtagga aacagctatg accatgatta 180
cgccaagcta tcgattacgc caagctatca actttgtata gaaaagttgg gtacctcttc 240
atcggtgatt gattccttta aagacttatg tttcttatct tgcttctgag gcaagtattc 300
agttaccagt taccacttat attctggact ttctgactgc atcctcattt ttccaacatt 360
ttaaatttca ctattggctg aatgcttctt ctttgaggaa gaaacaattc agatggcaga 420
aatgtatcaa ccaatgcata tatacaaatg tacctcttgt tctcaaaaca tctatcggat 480
ggttccattt gctttgtcat ccaattagtg actactttat attattcact cctctttatt 540
actattttca tgcgaggttg ccatgtacat tatatttgta aggattgacg ctattgagcg 600
tttttcttca attttcttta ttttagacat gggtatgaaa tgtgtgtag agttgggttg 660
aatgagatat acgttcaagt gaatggcata ccgttctoga gtaaggatga cctaccatt 720
cttgagacaa atgttacatt ttagtatcag agtaaaatgt gtacctataa ctcaaattcg 780
attgacatgt atccattcaa cataaaatta aaccagcctg cacctgcatc cacatttcaa 840
gtattttcaa accgttcggc tcctatccac cgggtgtaac aagacggatt ccgaatttgg 900
aagattttga ctcaaattcc caatttatat tgaccgtgac taaatcaact ttaacttcta 960
taattctgat taagctccca atttatattc ccaacggcac tacctccaaa atttatagac 1020
tctcatcccc ttttaaacca acttagtaaa cgtttttttt ttttaattta tgaagttaag 1080
tttttacctt gtttttaaaa agaatcgttc ataagatgcc atgccagaac attagctaca 1140
cgttacacat agcatgcagc cgcggagaat tgtttttctt cgccacttgt cactcccttc 1200
aacacctaa gagcttctct ctacagcac acacatacaa tcacatgcgt gcatgcatta 1260
ttacacgtga tcgcatgca aatctccttt atagcctata aattaactca tccgcttcac 1320
tctttactca aacaaaaact catcaatata aacaagatta aaaacataca cgaccatggt 1380
acgtcctgta gaaaccccaa cccgtgaaat caaaaaactc gacggcctgt gggcattcag 1440
tctggatcgc gaaaactgtg gaattggtca gcgttgggtg gaaagcgcgt tacaagaaag 1500
ccgggcaatt gctgtgccag gcagttttaa cgatcagttc gccgatgcag atattcgtaa 1560
ttatgcgggc aacgtctggt atcagcgcga agtctttata ccgaaagggt gggcaggcca 1620
gcgtatcgtg ctgcgttctg atgcggtcac tcattacggc aaagtgtggg tcaataatca 1680
ggaagtgatg gagcatcagg gcggctatac gccatttgaa gccgatgtca cgccgtatgt 1740
tattgcccgg aaaagtgtac gtaagtttct gcttctacct ttgatataata tataataatt 1800

```


-continued

atcattaatt	agtagtaata	taatatttca	aatatTTTT	tcaaaataaa	agaatgtagt	1860
atatagcaat	tgcttttctg	tagtttataa	gtgtgtatat	tttaatttat	aacttttcta	1920
atatatgacc	aaaatttggt	gatgtgcagg	tatcacCGT	tgtgtgaaca	acgaactgaa	1980
ctggcagact	atcccgccgg	gaatggTgat	taccgacgaa	aacggcaaga	aaaagcagtc	2040
ttacttccat	gatttcttta	actatgccgg	aatccatcgc	agcgtaatgc	tctacaccac	2100
gccgaacacc	tgggtggacg	atatcacCGT	ggtgacgcat	gtcgcgcaag	actgtaacca	2160
cgcgTctggt	gactggcagg	tggTggccaa	tggTgatgTc	agcgttgaac	tgcgtgatgC	2220
ggatcaacag	gtggTtgcaa	ctggacaagg	cactagcggg	actttgcaag	tggTgaatcc	2280
gcacctctgg	caaccgggtg	aaggTtatct	ctatgaactg	tgcgtcacag	ccaaaagcca	2340
gacagagtgt	gatatctacc	cgcttcgcgt	cggcatccgg	tcagtggcag	tgaagggcga	2400
acagTtctg	attaaccaca	aaccgTtcta	ctttactggc	tttggTcgtc	atgaagatgc	2460
ggactTgcgt	ggcaaaggat	tcgataacgt	gctgatggTg	cacgaccacg	cattaatgga	2520
ctggattggg	gccaaactct	accgtacctc	gcattacct	tacgctgaag	agatgctcga	2580
ctgggcagat	gaacatggca	tcgtggTgat	tgatgaaact	gctgctgTcg	gctttaacct	2640
ctctttaggg	attggTtctg	aagcgggcaa	caagccgaaa	gaactgtaca	gcgaagaggg	2700
agtcaacggg	gaaactcagc	aagcgcactt	acaggcgatt	aaagagctga	tagcgcgtga	2760
caaaaaccac	ccaagcgtgg	tgatgtggag	tattgccaac	gaaccggata	cccgTccgca	2820
aggtgcacgg	gaatatttctg	cgccactggc	ggaagcaacg	cgtaaactcg	acccgacgcg	2880
tccgatcacc	tgcgtcaatg	taatgttctg	cgacgctcac	accgatacca	tcagcgatct	2940
ctttgatgtg	ctgtgcctga	accgttatta	cggatggTat	gtccaaagcg	gcgatttggg	3000
aacggcagag	aaggTactgg	aaaaagaact	tctggcctgg	caggagaaac	tgcacagcc	3060
gattatcacc	accgaatacg	gcgtggatac	gttagccggg	ctgcactcaa	tgtacaccga	3120
catgtggagt	gaagagtatc	agtgtgcatg	gctggatag	tatcacCGcg	tctttgatcg	3180
cgTcagcgcc	gtcgtcggtg	aacaggtatg	gaatttccgc	gattttgCGa	cctcgcaagg	3240
catattgcgc	gttggcggtg	acaagaaagg	gatcttcaact	cgcgaccgca	aaccgaagtc	3300
ggcggtcttt	ctgctgcaaa	aacgctggac	tggcatgaac	ttcggtgaaa	aaccgcagca	3360
gggaggcaaa	caatgaatca	acaactctcc	tggcgcacca	tcgtcggcta	cagcctcggg	3420
aattgctacc	gagtaaggcc	gcctcgagca	tatgggctcg	aatttccccg	atcgTtcaaa	3480
catttgGcaa	taaagTtct	taagattgaa	tcctgttgc	ggTcttgcga	tgattatcat	3540
ataatttctg	ttgaattacg	ttaagcatgt	aataattaac	atgtaatgca	tgacgttatt	3600
tatgagatgg	gtttttatga	ttagagTccc	gcaattatac	atttaatacg	cgatagaaaa	3660
caaaatatag	cgcgcaaaact	aggataaatt	atcgcgcgcg	gtgtcatcta	tgttactaga	3720
tcgggaattc	aagcttggcg	taatcatggc	aagTttgtac	aaaaaagcag	gctggTacc	3780
ggggatcctc	taggtcgacc	agatctgata	tctcgggccg	cctcgagcat	atgggcatgc	3840
aagcttggcg	taatcatgga	cccagctttc	ttgtacaaag	tgggTacca	attcgaaTcc	3900
aaaaattacg	gatatgaata	taggcatatc	cgtatccgaa	ttatccgttt	gacagctagc	3960
aacgattgta	caattgcttc	tttaaaaaag	gaagaaagaa	agaaagaaaa	gaatcaacat	4020
cagcgTtaac	aaacggcccc	gttacggccc	aaacggTcat	atagagtaac	ggcgTtaagc	4080
gttgaaagac	tcctatcgaa	atacgtaac	gcaaacgtgt	catagTcaga	tccccctctc	4140

-continued

cttcaccgcc	tcaaacacaa	aaataatctt	ctacagccta	tatatacaac	cccccttct	4200
atctctcctt	tctcacaatt	catcatcttt	ctttctctac	ccccaathtt	aagaaatcct	4260
ctcttctcct	cttcattttc	aaggtaaate	tctctctctc	tctctctctc	tgttattcct	4320
tgttttaatt	aggtatgtat	tattgctagt	ttgttaatct	gcttatctta	tgtagcctt	4380
atgtgaatat	ctttatcttg	ttcatctcat	ccgtttagaa	gctataaatt	tgttgatttg	4440
actgtgtatc	tacacgtggt	tatgtttata	tctaatacaga	tatgaatttc	ttcatattgt	4500
tgcgtttgty	tgtaaccaatc	cgaaatcggt	gatttttttc	atttaacgt	gtagctaatt	4560
gtacgtatac	atatggatct	acgtatcaat	tgttcatctg	tttgtgtttg	tatgtataca	4620
gatctgaaaa	catcacttct	ctcatctgat	tggtttgta	catacataga	tatagatctg	4680
ttatatcatt	ttttttatta	attgtgtata	tatatatgtg	catagatctg	gattacatga	4740
ttgtgattat	ttacatgatt	ttgttattta	cgtaggtata	tatgtagatc	tggaactttt	4800
ggagttgty	acttgattgt	atttgtgtgt	gtatatgtgt	gttctgatct	tgatatgtta	4860
tgtagtgca	gctgaacct	ggcgggcgca	acaacaacaa	caacaacatc	ttcttcgatc	4920
tccttctcca	ccaaaccatc	tccttctctc	tccaaatcac	cattaccaat	ctccagattc	4980
tcctcccat	tctccctaaa	ccccaacaaa	tcatcctcct	cctcccgcgc	ccgcggtatc	5040
aatccagct	ctcctcctc	catctccgcc	gtgtcaaca	caaccaccaa	tgtaacaacc	5100
actcctctc	caaccaaacc	taccaaaccc	gaaacattca	tctcccgat	cgctccagat	5160
caaccocga	aaggcgtga	tatcctcgtc	gaagctttag	aacgtcaagg	cgtagaaacc	5220
gtattcgctt	accctggagg	tacatcaatg	gagattcacc	aagcctaac	ccgctcttcc	5280
tcaatccgta	acgtccttcc	tcgtcacgaa	caaggaggty	tattcgcagc	agaaggatac	5340
gctcgatcct	caggtaaacc	aggtatctgt	atagccactt	caggtcccgc	agctacaaat	5400
ctcgtagcgc	gattagccga	tgcgttgta	gatagtgttc	ctctttagc	aatcacagga	5460
caagtcctc	gtcgtatgat	tggtacagat	gcgtttcaag	agactccgat	tgtagaggta	5520
acgcgttcga	ttacgaagca	taactatctt	gtgatggatg	ttgaagatat	ccctaggatt	5580
attgaggaag	ctttctttt	agctacttct	ggtagacctg	gacctgttt	ggttgatgtt	5640
cctaaagata	ttcaacaaca	gcttgcgatt	cctaattggg	aacaggctat	gagattacct	5700
ggttatatgt	ctaggatgcc	taaacctccg	gaagattctc	atttgagca	gattgttagg	5760
ttgatttctg	agtctaagaa	gcctgtgty	tatgttgty	gtggtgttt	gaattctagc	5820
gatgaattgg	gtaggtttgt	tgagcttacg	gggatccctg	ttgcgagtac	gtagatggg	5880
ctgggatctt	atccttgtga	tgatgagty	tcgttacata	tgcttggat	gcatgggact	5940
gtgtatgcaa	attacgtctg	ggagcatagt	gatttgtgt	tgccgtttg	ggtaaggty	6000
gatgatcgtg	tcacgggtaa	gcttgaggct	tttgctagta	gggctaagat	tgttcatatt	6060
gatattgact	cggtcagat	tggaagaat	aagactcctc	atgtgtctgt	gtgtggatg	6120
gttaagctgg	ctttgcaagg	gatgaataag	gttcttgaga	accgagcgg	ggagcttaag	6180
cttgattttg	gagtttgag	gaatgagty	aacgtacaga	aacagaagty	tcggttgagc	6240
tttaagacgt	ttgggaagc	tattcctcca	cagtatgcga	ttaaggctct	tgatgagty	6300
actgatggaa	aagccataat	aagtactggt	gtcgggcaac	atcaaatgtg	ggcgccgag	6360
ttctacaatt	acaagaaacc	aaggcagty	ctatcatcag	gaggccttg	agctatggga	6420
tttgacttc	ctgctcagat	tgagcgtct	gttgctaacc	ctgatcagat	agttgtggat	6480
attgacggag	atggaagctt	tataatgaat	gtgcaagagc	tagccactat	tcgtgtagag	6540

-continued

aatcttccag	tgaaggtact	tttattaac	aaccagcatc	ttggcatggt	tatgcaatgg	6600
gaagatcggg	tctacaaagc	taaccgagct	cacacatttc	tcggggatcc	ggctcaggag	6660
gacgagatat	tcccgaacat	gttgctgttt	gcagcagctt	gcgggattcc	agcggcgagg	6720
gtgacaaaga	aagcagatct	ccgagaagct	attcagacaa	tgctggatac	accaggacct	6780
tacctgttgg	atgtgatttg	tccgcaccaa	gaacatgtgt	tgccgatgat	cccgaatggg	6840
ggcactttca	acgatgtcat	aacggaagga	gatggccgga	ttaaatactg	agagatgaaa	6900
ccggtgatta	tcagaacctt	ttatggtctt	tgtatgcata	tggtaaaaaa	acttagtttg	6960
caatttctcg	tttgttttgg	taatttgagt	ttcttttagt	tgttgatctg	cctgcttttt	7020
ggtttacgtc	agactactac	tgctgttggt	gtttggtttc	ctttctttca	ttttataaat	7080
aaataatccg	gttcggttta	ctccttgtga	ctggctcagt	ttggttattg	cgaaatgcga	7140
atggtaaatt	gagtaattga	aattcgttat	tagggttcta	agctgtttta	acagtcactg	7200
ggtaaatatc	tctcgaatct	tgcatgghaa	atgctcttac	cattggtttt	taattgaaat	7260
gtgctcatat	gggcccgtgg	ttccaaatta	aataaaaacta	cgatgtcatc	gagaagtaaa	7320
atcaactgtg	tccacattat	cagttttgtg	tatacgatga	aatagggtaa	ttcaaaatct	7380
agcttgatat	gccttttggg	tcattttaac	cttctgtaaa	cattttttca	gattttgaac	7440
aagtaaatcc	aaaaaaaaaa	aaaaaaaaatc	tcaactcaac	actaaattat	tttaatgtat	7500
aaaagatgct	taaaacattt	ggcttaaaaag	aaagaagcta	aaaacataga	gaactcttgt	7560
aaattgaagt	atgaaaatat	actgaattgg	gtattatatg	aatttttctg	atttaggatt	7620
cacatgatcc	aaaaagghaa	tccagaagca	ctaatcagac	attggaagta	ggaatatttc	7680
aaaaagtttt	ttttttttaa	gtaagtghaa	aaagctttta	aaaaatagaa	aagaaactag	7740
tattaaagtt	gtaaatttaa	taaacaaaag	aaatttttta	tattttttca	tttctttttc	7800
cagcatgagg	ttatgatggc	aggatgtgga	tttcatTTTT	ttccttttga	tagcctttta	7860
atgatctat	tataattgac	gaaaaaatat	tagttaatta	tagatatatt	ttaggtagta	7920
ttagcaattt	acacttccaa	aagactatgt	aagttgtaaa	tatgatgcgt	tgatctcttc	7980
atcattcaat	ggtagtcaa	aaaaataaaa	gcttaactag	taaactaaag	tagtcaaaaa	8040
ttgtacttta	gtttaaata	ttacatgaat	aatccaaaac	gacatttatg	tgaaacaaaa	8100
acaatatcta	gagtcgactt	aattaaacta	gtggcgcgcc	aattgactag	taggcctatc	8160
gattaattaa	ggccgcctcg	agcatatggg	catgcaagct	tgccgtaatc	atggcaactt	8220
tattatacat	agttgataat	tcaactggccg	gataattcac	tgcccgctcg	tttacaacga	8280
ctcaggatcc	tgtcaaacac	tgatagttta	aactgaaggc	gggaaacgac	aatctgatca	8340
tgagcggaga	attaagggag	tcacgttatg	acccccgcgc	atgacgcggg	acaagccgtt	8400
ttacgtttgg	aactgacaga	accgcaacgt	tgaaggagcc	actcagccgc	gggtttctgg	8460
agtttaatga	gctaagcaca	tacgtcagaa	accattattg	cgcgttcaaa	agtcgcctaa	8520
ggtcactatc	agctagcaaa	tatttcttgt	caaaaatgct	ccactgacgt	tccataaatt	8580
cccctcggta	tccaattaga	gtctcatatt	cactctcaat	ccaataatc	tgcaaccggat	8640
ctggatcggt	tcgcatgatt	gaacaagatg	gattgcacgc	aggttctccg	gccgcttggg	8700
tgagagggct	atcggctat	gactgggcac	aacagacaa	cgctgctct	gatgccgcgc	8760
tgttccggct	gtcagcgcag	gggcgcccgc	ttctttttgt	caagaccgac	ctgtccgggtg	8820
ccctgaatga	actgcaggac	gaggcagcgc	ggctatcggt	gctggccacg	acgggcgttc	8880

-continued

cttgccgagc	tgtgctcgac	gttgtcactg	aagcgggaag	ggactggctg	ctattgggcg	8940
aagtgccggg	gcaggatctc	ctgtcatctc	accttgctcc	tgccgagaaa	gtatccatca	9000
tggctgatgc	aatgcggcgg	ctgcatacgc	ttgatccggc	tacctgccc	ttcgaccacc	9060
aagcgaaca	tcgcatcgag	cgagcacgta	ctcggatgga	agccggtctt	gtcgatcagg	9120
atgatctgga	cgaagagcat	caggggctcg	cgccagccga	actgttcgcc	aggctcaagg	9180
cgcgcatgcc	cgacggcgag	gatctcgctg	tgacccatgg	cgatgcctgc	ttgccgaata	9240
tcatggtgga	aaatggccgc	ttttctggat	tcatcgactg	tggccggctg	ggtgtggcgg	9300
accgctatca	ggacatagcg	ttggctaccc	gtgatattgc	tgaagagctt	ggcggcgaat	9360
gggctgaccg	cttctctgtg	ctttacggta	tcgccgctcc	cgattecgag	cgcatcgctt	9420
tctatcgctt	tcttgacgag	ttcttctgag	cgggacccaa	gctctagatc	ttgctgcggt	9480
cgatattttt	cgtggagttc	ccgccacaga	cccggatgat	ccccgatcgt	tcaaacattt	9540
ggcaataaag	tttcttaaga	ttgaatcctg	ttgccggctc	tgcgatgatt	atcatataat	9600
ttctgttgaa	ttacgttaag	catgtaataa	ttaacatgta	atgcatgacg	ttatztatga	9660
gatgggtttt	tatgattaga	gtcccgcaat	tatacattta	atacgcgata	gaaaacaaaa	9720
tatagcgcgc	aaactaggat	aaattatcgc	gcgcggtgtc	atctatgtta	ctagatcggg	9780
cctctgtca	agctctgctt	ggtaataaatt	gtcattagat	tgtttttatg	catagatgca	9840
ctcgaaatca	gccaatttta	gacaagtatc	aaacggatgt	taattcagta	cattaaagac	9900
gtccgcaatg	tgttattaag	ttgtctaagc	gtcaatttgt	ttacaccaca	atatatcctg	9960
ccaccagcca	gccaacagct	ccccgaccgg	cagctcggca	caaatcacc	acgcggtacc	10020
accacgccgg	ccggccgcat	ggtggtgacc	gtgttcgccg	gcattgccga	gttcgagcgt	10080
tcctaataca	tcgaccgcac	ccggagcggg	cgcgaggccg	ccaaggccc	aggcgtgaag	10140
tttgcccccc	gccctaccct	caccccgcca	cagatcgcgc	acgcccgcga	gctgatcgac	10200
caggaaggcc	gcaccgtgaa	agaggcggct	gcaactgctg	gcgtgcatcg	ctcgaccctg	10260
taccgcgcac	ttgagcgcag	cgaggaagtg	acgcccaccg	aggccaggcg	gcgcggtgcc	10320
ttccgtgagg	acgcattgac	cgaggccgac	gccctggcgg	ccgccgagaa	tgaacgcca	10380
gaggaacaag	catgaaaccg	caccaggacg	gccaggacga	accgtttttc	attaccgaag	10440
agatcgaggc	ggagatgatc	gcggccgggt	acgtgttcga	gccgcccgcg	cacgtctcaa	10500
ccgtgcggct	gcatgaaatc	ctggccgggt	tgtctgatgc	caagctggcg	gcctggccgg	10560
ccagcttggc	cgctgaagaa	accgagcgc	gccgtctaaa	aaggatgatg	gtatattgag	10620
aaaacagctt	gcgtcatgcg	gtcgctgcgt	atatgatgcg	atgagtaaat	aaacaatac	10680
gcaaggggaa	cgcatgaagg	ttatcgctgt	acttaaccag	aaaggcgggt	caggcaagac	10740
gaccatcgca	accatctag	cccgcgccct	gcaactcgcc	ggggccgatg	ttctgttagt	10800
cgattccgat	ccccaggcca	gtgcccgcga	ttggcggccc	gtgcgggaag	atcaaccgct	10860
aaccgttgtc	ggcatcgacc	gcccgcgat	tgaccgcgac	gtgaaggcca	tcggccggcg	10920
cgacttcgta	gtgatcgacg	gagcgcacca	ggcggcggac	ttggctgtgt	cccgatcaa	10980
ggcagccgac	ttcgtgctga	ttccggtgca	gccaagccct	tacgacatat	gggccaccgc	11040
cgacctggtg	gagctggtta	agcagcgc	tgaggtcacg	gatggaaggc	tacaagcggc	11100
ctttgtcgtg	tcgcccggca	tcaaaggcac	gcgcatcgcc	ggtgaggttg	ccgaggcgtt	11160
ggccgggtac	gagctgccc	ttcttgagtc	ccgtatcacg	cagcgcgtga	gctaccaggg	11220
cactgccgcc	gccggcaca	ccgttcttga	atcagaacc	gagggcgacg	ctgcccgcga	11280

-continued

ggtccaggcg ctggccgctg aaattaaatc aaaactcatt tgagttaatg aggtaaagag 11340
 aaaatgagca aaagcacaaa cacgctaagt gccggccgtc cgagcgcacg cagcagcaag 11400
 gctgcaacgt tggccagcct ggcagacacg ccagccatga agcgggtcaa ctttcagttg 11460
 ccggcggagg atcacaccaa gctgaagatg tacgcggtac gccaaaggca gaccattacc 11520
 gagctgctat ctgaatacat cgcgagcta ccagagtaaa tgagcaaatg aataaatgag 11580
 tagatgaatt ttagcggcta aaggaggcgg catggaaaat caagaacaac caggcaccga 11640
 cgccgtggaa tgccccatgt gtggaggaac gggcggttg ccaggcgtaa gcggctgggt 11700
 tgtctgccgg ccctgcaatg gcaactggaac cccaagccc gaggaatcgg cgtgagcggg 11760
 cgaaaacct cgggcccggg acaaatcggc gcggcgctgg gtgatgacct ggtggagaag 11820
 ttgaaggccg cgcaggccgc ccagcggcaa cgcacgagg cagaagcacg ccccggtgaa 11880
 tcgtggcaag cggccgctga tcgaatccgc aaagaatccc ggcaaccgcc ggcagccggg 11940
 gcgcgctcga ttaggaagcc gcccaagggc gacgagcaac cagatTTTTT cgttccgatg 12000
 ctctatgacg tgggcaccgg cgatagtcgc agcatcatgg acgtggcggg tttccgtctg 12060
 tcgaagcgtg accgacgagc tggcgaggtg atccgctacg agcttccaga cgggcacgta 12120
 gaggtttccg cagggccggc cggcatggcc agtgtgtggg attacgacct ggtactgatg 12180
 gcggtttccc atctaaccga atccatgaac cgataccggg aagggaaggg agacaagccc 12240
 ggcccgctgt tccgtccaca cgttgcggac gtactcaagt tctgccggcg agccgatggc 12300
 ggaaagcaga aagacgacct ggtagaaacc tgcattcggg taaacaccac gcacgttgcc 12360
 atgcagcgtg cgaagaaggc caagaacggc gcctcgggta cggtatccga gggggaagcc 12420
 ttgattagcc gctacaagat cgtaaagagc gaaaccgggc ggccggagta catcgagatc 12480
 gagctagctg attggatgta ccgcgagatc acagaaggca agaaccggga cgtgctgacg 12540
 gttcaccocg attactTTTT gatcgatccc ggcatcggcc gttttctcta ccgcctggca 12600
 cgcccgccc caggcaaggc agaagccaga tggttgttca agacgatcta cgaacgcagt 12660
 ggcagcgccg gagagttaa gaagttctgt ttcaccgtgc gcaagctgat cgggtcaaat 12720
 gacctgccgg agtacgattt gaaggaggag gcggggcagg ctggcccgat cctagtcag 12780
 cgctaccgca acctgatcga gggcgaagca tccgccggtt cctaatgtac ggagcagatg 12840
 ctagggcaaa ttgccctagc aggggaaaaa ggtcgaaaag gtctctttcc tgtggatagc 12900
 acgtacattg ggaacccaaa gccgtacatt ggaaccggga acccgtaacat tgggaacca 12960
 aagccgtaca ttgggaaccg gtcacacatg taagtgactg atataaaaga gaaaaaggc 13020
 gatttttccg cctaaaactc tttaaaactt attaaaactc ttaaaaccgg cctggcctgt 13080
 gcataactgt ctggccagcg cacagccgaa gagctgcaaa aagcgcctac ccttcggctg 13140
 ctgcgctccc tacgccccgc cgcttcgctg cggcctatcg cggccgctgg ccgctcaaaa 13200
 atggctggcc tacggccagg caatctacca gggcgcgac aagccgcgc gtcgcccactc 13260
 gaccgcccgc gccacatca aggcaccctg cctcgcgctg ttcgggtgat acggtgaaaa 13320
 cctctgacac atgcagctcc cggagacggg cacagcttgt ctgtaagcgg atgccgggag 13380
 cagacaagcc cgtcagggcg cgtcagcggg tgttggcggg tgtcggggcg cagccatgac 13440
 ccagtcacgt agcgatagcg gagtgatac tggcttaact atgcggcatc agagcagatt 13500
 gtactgagag tgcaccatat gcgggtgtaa ataccgcaca gatgcgtaag gagaaaatac 13560
 cgcacagggc gctcttccgc ttctcgcctc actgactcgc tgcgctcggg cgttcggctg 13620

-continued

```

cggcgagcgg tatkagctca ctcaaaggcg gtaatacggg tatccacaga atcaggggat 13680
aacgcaggaa agaacatgtg agcaaaaggc cagcaaaagg ccaggaaccg taaaaaggcc 13740
gcgttgctgg cgtttttcca taggctccgc cccctgacg agcatcacia aaatcgacgc 13800
tcaagtcaga ggtggcgaaa cccgacagga ctataaagat accaggcgtt tccccctgga 13860
agctccctcg tgcgctctcc tgttccgacc ctgccgctta cgggatacct gtccgccttt 13920
ctcccttcgg gaagcgtggc gctttctcat agctcacgct gtaggtatct cagttcgggtg 13980
taggtcgttc gctccaagct gggtgtgtg cacgaacccc cgttcagcc cgaccgctgc 14040
gccttatccg gtaactatcg tcttgagtcc aaccggtaa gacacgactt atcgccactg 14100
gcagcagcca ctggtaacag gattagcaga gcgaggtatg taggcgggtg tacagagttc 14160
ttgaagtggg ggccctaacta cggctacact agaaggacag tatttggtat ctgcgctctg 14220
ctgaagccag ttacctcgg aaaaagagtt gtagctctt gatccggcaa acaaaccacc 14280
gctgtagcgg gtggtttttt tgtttgcaag cagcagatta cgcgcagaaa aaaaggatct 14340
caagaagatc ctttgatctt ttctacgggg tctgacgctc agtggaacga aaactcacgt 14400
taagggattt tggatcatgca tgatatact cccaatttgt gtagggctta ttatgcacgc 14460
ttaaaaataa taaaagcaga cttgacctga tagtttggtg gtgagcaat atgtgcttag 14520
tgcatctaac gcttgagtta agccgcgccc cgaagcggcg tcggctttaa cgaatttcta 14580
gctagacatt atttgccgac taccttgggtg atctgcctt tcacgtagtg gacaaattct 14640
tccaactgat ctgcgcgcca ggccaagcga tcttctctt gtccaagata agcctgtcta 14700
gcttcaagta tgacgggctg atactgggcc ggagggcgt ccattgcca gtcggcagcg 14760
acatccttcg gcgcgatttt gccggttact gcgctgtacc aaatgcggga caacgtaagc 14820
actacatttc gctcatcgcc agcccagtcg ggccggcaggt tccatagcgt taaggtttca 14880
tttagcgcct caaatagatc ctggtcagga accggatcaa agagttcctc cgcgctgga 14940
cctaccaagg caacgctatg ttctcttgc tttgtcagca agatagccag atcaatgtcg 15000
atcgtggctg gctcgaagat acctgcaaga atgtcattgc gctgccattc tccaaattgc 15060
agttcgcgct tagctggata acgccacgga atgatgtcgt cgtgcacaac aatggtgact 15120
tctacagcgc ggagaatctc gctctctcca ggggaagccg aagtttcaa aaggctcgtt 15180
atcaaagctc gccgcgttgt ttcataagc cttacgggtc ccgtaaccag caaatcaata 15240
tactgtgtg gcttcaggcc gccatccact gcggagccgt acaaatgtac ggccagcaac 15300
gtcggttcga gatggcgcct gatgacgcca actacctctg atagttgagt cgatacttcg 15360
gcgatcaccg cttccccat gatgtttaac tttgttttag ggcgactgcc ctgctgcgta 15420
acatcgttgc tgctcataa catcaaacat cgaccacgg cgtaacgcgc ttgctgcttg 15480
gatgcccag gcatagactg tccccaaaa aaacagtc atacaagccat gaaaaccgcc 15540
actgcgttcc at 15552

```

```

<210> SEQ ID NO 11
<211> LENGTH: 34
<212> TYPE: DNA
<213> ORGANISM: Artificial Sequence
<220> FEATURE:
<223> OTHER INFORMATION: Primer

<400> SEQUENCE: 11

```

```
gatataggta cctcttcac ggtgattgat tcct
```

34

-continued

<210> SEQ ID NO 12
 <211> LENGTH: 37
 <212> TYPE: DNA
 <213> ORGANISM: Artificial Sequence
 <220> FEATURE:
 <223> OTHER INFORMATION: Primer

<400> SEQUENCE: 12

gatataccat ggtcgtgat gtttttaatc ttgtttg 37

<210> SEQ ID NO 13
 <211> LENGTH: 2194
 <212> TYPE: DNA
 <213> ORGANISM: *Oryza sativa*
 <220> FEATURE:
 <221> NAME/KEY: Promoter
 <222> LOCATION: (1)..(2194)
 <223> OTHER INFORMATION: p-GOS2

<400> SEQUENCE: 13

aatccgaaaa gtttctgcac cgttttcacc ccctaactaa caatataggg aacgtgtgct 60
 aatataaaa tgagacctta tatatgtagc gctgataact agaactatgc aagaaaaact 120
 catccaccta ctttagtggc aatcgggcta aataaaaaag agtcgctaca ctagtttcgt 180
 tttccttagt aattaagtgg gaaaatgaaa tcattattgc ttagaatata cgttcacatc 240
 tctgtcatga agttaaatta ttcgaggtag ccataattgt catcaaactc ttcttgaata 300
 aaaaaatctt tctagctgaa ctcaatgggt aaagagagag atttttttta aaaaaataga 360
 atgaagatat tctgaacgta ttggcaaaga tttaaacata taattatata attttatagt 420
 ttgtgcattc gtcatatcgc acatcattaa ggacatgtct tactccatcc caatttttat 480
 tttagtaatta aagacaattg acttattttt attatttattc ttttttcgat tagatgcaag 540
 gtacttacgc acacactttg tgctcatgtg catgtgtgag tgcacctcct caatacacgt 600
 tcaactagca acacatctct aatatcactc gcctatttta tacatttagg tagcaatattc 660
 tgaattcaag cactccacca tcaccagacc acttttaata atatctaaaa tacaaaaaat 720
 aattttacag aatagcatga aaagtatgaa acgaactatt taggtttttc acatacaaaa 780
 aaaaaagaa ttttgctcgt gcgagagcgc caatctccca tattgggcac acaggcaaca 840
 acagagtggc tgcccacaga acaaccaca aaaaacgatg atctaacgga ggacagcaag 900
 tccgcaacaa ccttttaaca gcaggctttg cggccaggag agaggaggag aggcaaagaa 960
 aaccaagcat cctccttctc ccatctataa attcctcccc ccttttcccc tctctatata 1020
 ggaggcatcc aagccaagaa gagggagagc accaaggaca cgcgactagc agaagccgag 1080
 cgaccgcctt ctcgatccat atcttccggt cgagttcttg gtcgatctct tccctcctcc 1140
 acctcctcct cacaggggat gtgcctcctc tcggttggtc ttggatttat tgttctaggt 1200
 tgtgtagtac gggcgttgat gttaggaaag gggatctgta tctgtgatga ttctgttct 1260
 tggatttggg atagaggggt tcttgatggt gcatgttattc ggttcggttt gattagtagt 1320
 atggttttca atcgtctgga gagctctatg gaaatgaaat ggtttaggga tcggaatctt 1380
 gcgattttgt gactaccttt tgtttgaggt aaaatcagag caccggtgat tttgcttggt 1440
 gtaataaagt acggttggtt ggtcctcgat tctggttagtg atgcttctcg atttgacgaa 1500
 gctatccttt gtttattccc tattgaacaa aaataatcca actttgaaga cgggtcccgtt 1560
 gatgagattg aatgattgat tcttaagcct gtccaaaatt tcgcagctgg cttgtttaga 1620
 tacagtagtc cccatcacga aattcatgga aacagttata atcctcagga acaggggatt 1680

-continued

```

ccctgttctt ccgatttgct ttagtcccag aatttttttt cccaaatatac ttaaaaagtc 1740
actttctggg tcagttcaat gaattgattg ctacaaataa tgcttttata gcgttatcct 1800
agctgtagtt cagttaatag gtaatacccc tatagtttag tcaggagaag aacttatccg 1860
atctctgata tccattttta attatatgaa atgaactgta gcataagcag tattcatttg 1920
gattatTTTT tttattagct ctcaccctt cattattctg agctgaaagt ctggcatgaa 1980
ctgtcctcaa ttttgttttc aaattcacat cgattatcta tgcattatcc tcttgatct 2040
acctgtagaa gtttcttttt ggttattcct tgactgcttg attacagaaa gaaatttatg 2100
aagctgtaat cgggatagtt atactgcttg ttcttatgat tcatttcctt tgtgcagttc 2160
ttggtgtagc ttgccacttt caccagcaaa gttc 2194

```

```

<210> SEQ ID NO 14
<211> LENGTH: 2194
<212> TYPE: DNA
<213> ORGANISM: Artificial Sequence
<220> FEATURE:
<223> OTHER INFORMATION: Promoter
<220> FEATURE:
<221> NAME/KEY: Promoter
<222> LOCATION: (1)..(2194)
<223> OTHER INFORMATION: p-GOS2_perm1

```

```

<400> SEQUENCE: 14

```

```

aatccgaaaa gtttctgcac cgttttact ccctaactaa caatataggg aacgtgtgct 60
gaatataaaa tgagagctta tatatgtagc gctgataact agaactatga aagaaaaact 120
catccaccta ctttagtggc aacagggcta aataaaaaag agtcgcaaca ctagtttctg 180
tttcttagt aaataagtgg gaaaacgaaa tcattattgc ttagaatata cgtccacatc 240
tctgtcatga agttaaatta ttcgaggcag ccataattgt catcaaactc ttcttgaata 300
ataaaatctt tctagctgaa ctcaatgggt caagagagag atttttttta aaaaaataga 360
atggagatat tctgaacgta ttggcaaagt tttaaacata taattatata attttatagg 420
ttgtgcattc gtcatttgc acatcattaa ggacatgtct tactccatcc cgatttttat 480
ttagtaatta aagacaattg acttcttttt attatttatac ttttttcgat tagatgcagg 540
gtacttacgc acacactttg tgctcatgtg catctgtgag tgcacctcct caatacacgt 600
tcaactatca acacatctct aatatcactc gcctatttaa ttcatttagg tagcaatatac 660
tgaattcaag cactcgacca tcaccagacc acttttaata atatctaac tacaaaaaat 720
aattttacag aatagcatga aaaatatgaa acgaactatt taggtttttc acatacacia 780
aaaaaaagaa ttttgctcgt gcgagagcgc taatctcca tattgggcac acaggcaaaa 840
acagagtggc tgcccacaga acaaccaca taaaacgatg atctaacgga ggacagtaag 900
tccgcaacia ctttttaaca gcaggctgtg cggccaggag agaggaggag aacgaaagaa 960
aaccaagcat cctccttctc cgatctataa attcctctc ccttttccc tctctatata 1020
ggaaaatccc aagccaagaa gagggagagg accatggaca cgcgactagc agaagccgag 1080
cgaccgccct ctcgatccat atcttccggt cgagttcttg gtcgctctct tcttctctcc 1140
acctcctcct cacagggtat gtgcctcgtc tcggttgctt ttggatttat tgttctgggt 1200
tgtgtagtac gggcgttgat gttaagaaag gggatctgta tctgtgatga ttgctgttct 1260
tggatttggg atagagcggg tcttgatggt gcatgttata ggctcgattt gattagtagt 1320
atggttttca atactctgga gagctctatg gaaatgaaat agtttaggga tcggaatctt 1380
gcgattttgt gagttccttt tgtttgaggt aaaatcagag caccgctgat tttgcttgga 1440

```


-continued

```

ctaataaagt acggttggtt ggcctcgat tctggttggt atgcttctcg atttgaccag 1500
gctatccttt gtttattccc tgttgaacaa aaataatcca actttgaaga gcttcccgtt 1560
gatgagattg aatgattgaa tcttaagcct gtccaaaact tcgcagctgg cttgtttaga 1620
tacagtagtc gccatcacga aagtcacgga aacagttata atcctctgga acaggggatt 1680
ccgagttcct ccgatttgct ttagtccaag aatttttttt cccaaatc ttaaaaaatc 1740
actttctggt tcagttcaat gaattgattg ctccaaataa tgcttttata gcgttatcct 1800
aggtgtagtt cagttaatag gtaatacccc tatagtctag tcaggagaag aacttatccg 1860
atctctgatg accattttta attatatgaa atgaactgta gcatgagcag tattcatttg 1920
gattatTTTT tttattagcc ctcaccctt cattattctg agctgaaagt ctgcacgaa 1980
ctgtcctcaa ttttgttttc aaactcacat ggtttatcta tgcattatcc tcttgatct 2040
accactagaa gtttcttttt ggttattcct tgactccttg attacagaaa gaaatttatg 2100
aagctgtatt cgggatagtt atactgcctg ttcttatgat tcattacctt tgtgcagttc 2160
ttggtgtagc atcccaattt caccagcaaa gttc 2194

```

```

<210> SEQ ID NO 15
<211> LENGTH: 2194
<212> TYPE: DNA
<213> ORGANISM: Artificial
<220> FEATURE:
<223> OTHER INFORMATION: Promoter
<220> FEATURE:
<221> NAME/KEY: Promoter
<222> LOCATION: (1)..(2194)
<223> OTHER INFORMATION: p-GOS2_perm2

```

```

<400> SEQUENCE: 15

```

```

actccgaaaa gtttctgcac cgttttcacc cgtaactaa caatataggg aacgtgtggt 60
aaatataaaa tgagagctta tatatgtagc gctgaaaact agaactatac aagaaaaact 120
catccaccta ctttagtggc aataaggcta aataaaaaag agtcgctaca ccagtttctg 180
tttcttagt aattaagggg gaaaatgaaa tcattattgc ttagcatata cgttcacagc 240
tctgtcatga agttaaatta ttcgaggtag ccttaattgt catcaaactc ttcttgaatc 300
aaaaaatctt tctagctgaa ctcaatgggt acagagagag atttttttta aaaaaataga 360
atcaagatat tctgaacgta ttggcagaga tttaaacata taattatata attttatagt 420
tcgtgcattc gtcatatcgc agatcattaa ggacatgtct tactccatcc cagtttttat 480
ttagtaatta aagacaattg acttgttttt attacttacc ttttttcgat tagatgcaag 540
gtacttacgc ccacactttg tgctcatgtg catgtgtgag cgcacctcct caatacacgt 600
tcaactagcc acacatctct aatatcactc gccgatttaa tacatttagg cagcaatc 660
tgaattcaag cactccaaca tcaccagacc acttttaata atatctaaaa tagaaaaaat 720
aatTTTtacag aatagcatga aaagtctgaa acgaactatt taggtttttc acatacaaat 780
aaaaaaagaa ttttgctcgt gcgagagcgg caatctccca tattgggcac acaggcacca 840
acagagtggc tgcccacaga acaacccaaa aaaaacgatg atctaacgga ggacagccag 900
tccgcaacaa ccttttaaca gcaggctatg cggccaggag agaggaggag aggcaaagaa 960
atccaagcat cctccttctc ccatctataa atacctcccc ccttttcccc tctctatata 1020
ggaggcctcc aagccaagaa gagggagagc accaaagaca cgcgactagc agaagccgag 1080
cgaccgectt ttcgatccct atcttccggt cgagttcttg gtcgatctct tgectcctcc 1140

```

-continued

acctcctcct	cacagggat	gtgcctctct	tcggttggtc	ttggatttat	tgttctagtt	1200
tgtgtagtac	gggcggtgat	gtaggaatg	gggatctgta	tctctgatga	ttcctggtct	1260
tggatttggg	atagaggcgt	tcttgatggt	gcatggtatc	gcatcgggtt	gattagttgt	1320
atggttttca	atcgtctgga	gaactctatg	gaaatgaaat	ggtttaggga	tcgtaatctt	1380
gcgattttgt	gagtaccttt	tgtttcaggt	aaaatcagag	caccgggtgat	tttgcttgga	1440
gtaataaagt	acgggtggtt	ggcctcgat	tctgatagtg	atgcttctcg	atttgacgaa	1500
ggtatccttt	gtttattccc	cattgaacaa	aaataatcca	actttgaaga	cgggcccgtt	1560
gatgagattg	aatgattgat	tcttaagctt	gtccaaaatt	tcgcagctag	cttgtttaga	1620
tacagtagtc	cccatcacga	aactcatgga	aacagttata	atcctcagga	acaggggaatt	1680
ccctgttctt	ccgatttgct	ttagtcctag	aatttttttt	cccaaatac	tcaaaaagtc	1740
actttctggg	tcagttcagt	gaattgattg	cttcaaataa	tgcttttata	gcgttatcct	1800
agctgtactt	cagttaatag	gtaatacccc	tatagtatag	tcaggagaag	aacttatccg	1860
atctctgatc	gccattttta	attatatgaa	atgaactgta	gcagaagcag	tattcatttg	1920
gattatTTTT	tttattaact	ctcaccctt	cattattctg	agctgaaagt	caggcatgaa	1980
ctgtcttcaa	ttttgttttc	aaattcacat	cgattatctc	tgattatcc	tcttgatct	2040
acctgaagaa	gtttcttttt	ggttattcct	tgacttcttg	attacagaaa	gaaatttatg	2100
aagctataat	cgggatagtt	atactacttg	ttcttatgat	tcattccctt	tgtgcagttc	2160
ttggtgtagc	ttgtcacttt	caccagcaaa	gttc			2194

The invention claimed is:

1. A synthetic promoter comprising SEQ ID NO: 4.
2. An expression construct comprising the synthetic promoter of claim 1 operably linked to a nucleotide sequence of interest.
3. A vector comprising the expression construct of claim 2.
4. A host cell comprising the synthetic promoter of claim 1.
5. The host cell of claim 4, wherein said host cell is a plant cell.
6. A plant or plant part comprising the synthetic promoter of claim 1.

7. A plant seed comprising the synthetic promoter of claim 1.

8. A method of making a transgenic plant or plant cell, the method comprising:

- a) transforming a plant or plant cell with a construct comprising SEQ ID NO: 4 operably linked to a sequence of interest to produce a transgenic plant or plant cell; and, optionally,
- b) regenerating a transgenic plant from said transformed plant cell.

9. The method of claim 8, further comprising producing seed from said transgenic plant and collecting said seed.

* * * * *