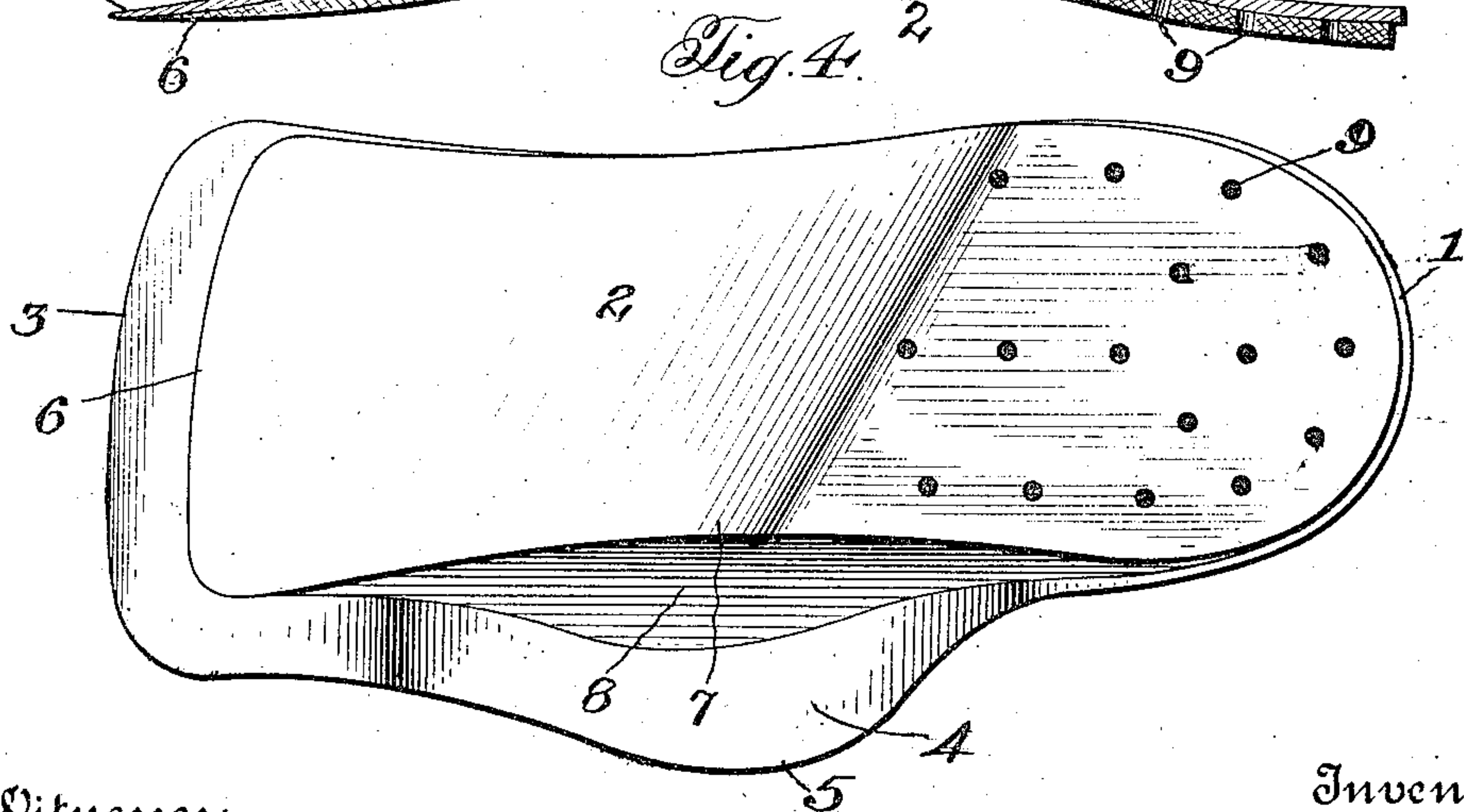

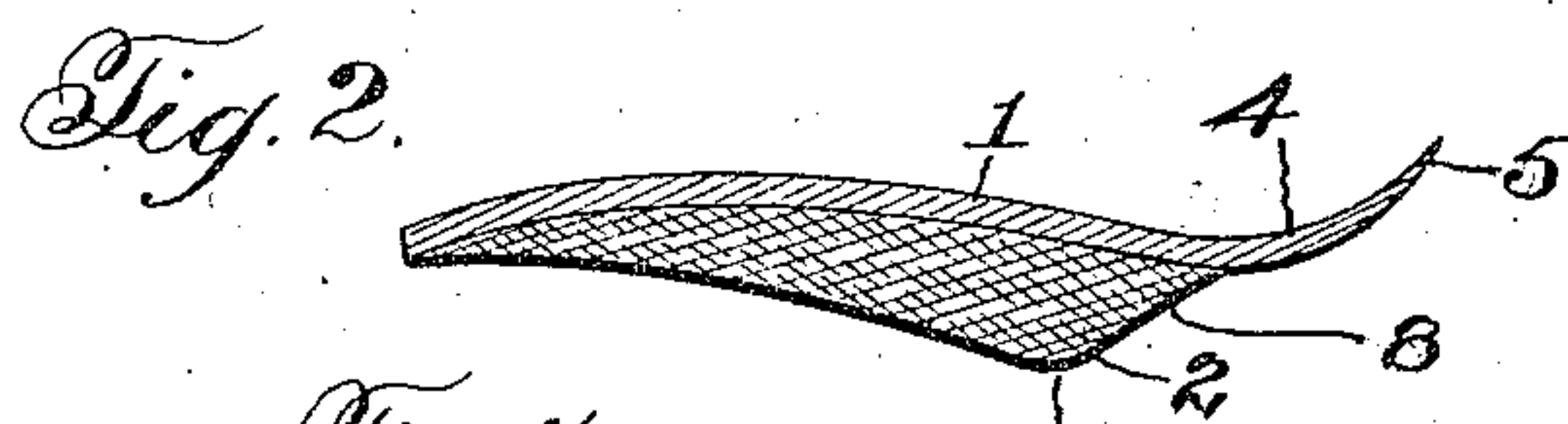
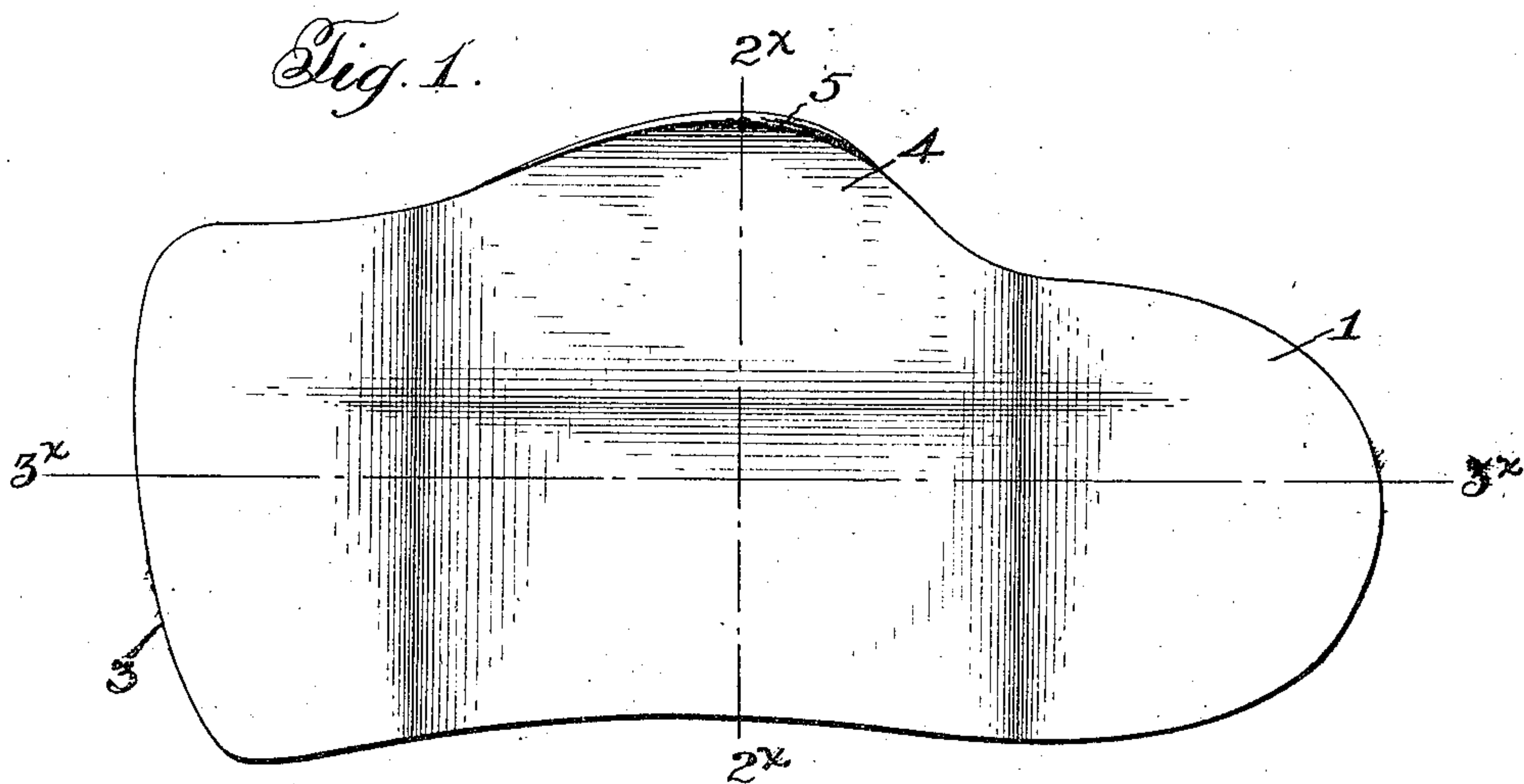


S. SCHWARZSCHILD.  
 FOOT ARCH SUPPORT.  
 APPLICATION FILED MAY 7, 1910.

999,524.

Patented Aug. 1, 1911.



Witnesses:

*James Hutchinson.*  
*E. J. Marshall.*

Inventor

*S. Schwarzschild,*  
*By John H. Kelch*  
 Attorney



# UNITED STATES PATENT OFFICE.

SOLOMON SCHWARZSCHILD, OF ROCHESTER, NEW YORK, ASSIGNOR TO JENNIE SCHWARZSCHILD, OF ROCHESTER, NEW YORK.

## FOOT-ARCH SUPPORT

999,524.

Specification of Letters Patent.

Patented Aug. 1, 1911.

Application filed May 7, 1910. Serial No. 559,947.

*To all whom it may concern:*

Be it known that I, SOLOMON SCHWARZSCHILD, a citizen of the United States, residing at Rochester, in the county of Monroe and State of New York, have invented certain new and useful Improvements in Foot-Arch Supports, of which the following is a specification.

This invention relates to that class of devices which are adapted to be worn inside of a boot or shoe primarily for the purpose of providing a support for the arch or instep of the foot, and the object of my invention is to provide a device of this kind which shall be comparatively cheap to manufacture, and which shall most fully meet the requirements of such devices.

A further object of my invention is to provide a device of the above character which shall not only form a support for the arch of the foot, but which shall provide a resilient shock absorber for that portion of the foot, including the heel, which is subjected to shock in walking.

A further object of my said invention is to provide a device of the above character which shall be self adjusted to the shoe and foot of the wearer, and at the same time hold the foot and shoe in the proper relative position. That is, it prevents the foot from slipping forward and backward in the shoe in the act of walking.

Further objects of my said invention will appear more fully from the following detail description in which reference will be had to the accompanying drawings wherein;

Figure 1, represents a form of my improved arch support in top plan; Fig. 2, a cross section thereof, taken on line 2<sup>x</sup>—2<sup>x</sup> Fig. 1; Fig. 3, a longitudinal section on line 3<sup>x</sup>—3<sup>x</sup> Fig. 1, and, Fig. 4, a bottom plan view of said support.

In the form shown in the accompanying drawings, my said invention comprises a top piece 1, and a cushioning piece 2, cemented or otherwise made fast to the underside of piece 1, and consisting preferably of sponge rubber molded in one piece.

Except for a portion of its length on one side, the outline of the piece 1 conforms substantially to the insole of the shoe, extending from the rear of the heel to a point just forward of the instep where its thickness tapers to a thin edge as at 3. On its inside the top piece 1 is provided with an

extension 4 which tapers to a thin edge 5. This extension is adapted to form a flap which fits up under the inside of the foot arch. The top piece which is preferably of leather, has such flexibility as to be readily yielding to the foot. This top piece, including extension 4, is, however, sufficiently stiff to normally assume the position shown in the drawings when not under pressure.

The cushion piece 2, extends from the rear of the heel to a point near the forward edge of the top piece 1, where it tapers to a thin edge as at 6. The portion of this cushion piece directly under the arch of the foot is of increased thickness, reaching a maximum at about the point 7, and tapering off toward the front and rear gradually, and to one side gradually, and to the other side abruptly as at 8 where it forms an off-set to the main body portion of the cushion, the said off-set forming a soft resilient cushion for the inner side of the foot arch.

The portion of the support directly under the foot arch rises considerably above the heel and forward portion thereby keeping the foot securely in position.

The cushion piece 2 may be provided with a series of holes 9, which by suction act to retain the support in position in the shoe. The clinging of the rubber piece 2 to the insole of the shoe will also prevent the support from slipping.

Owing to the softness of the sponge rubber, and flexibility of the piece 1, the support readily adjusts itself to the peculiar shape of the wearer's foot, and in this respect, alone, is a great improvement on devices of this character which are more or less rigid and necessarily not conformable to the various shapes of foot arches.

Having thus described a form of my invention, what I claim is:

As an article of manufacture, a foot arch support, comprising a top piece of flexible leather adapted to extend from the rear of the heel to a point forward of the foot arch and having a side flap or extension 4 on one side, a cushion piece made fast to the lower face of the said top piece and consisting of sponge rubber molded in one piece, thickened at a portion adapted to rest beneath the foot arch and tapering off in thickness to its two ends where it terminates approximately at the ends of said leather top piece, the said rubber piece hav-



ing an off-set on the side next to the said flap diminishing in thickness toward its outer edge and forming a soft resilient cushion for the inner side of the foot arch, the said flap overlapping and extending beyond the outer edge of said offset to form a tongue, the said rubber piece being adapted to lie next to the insole of the shoe of the

wearer, and having suction holes therein opening through its bottom face. 10

In testimony whereof I affix my signature in presence of two witnesses.

SOLOMON SCHWARZSCHILD.

Witnesses:

E. H. STENZEL,

THEODORE A. FRIEDBERGER.