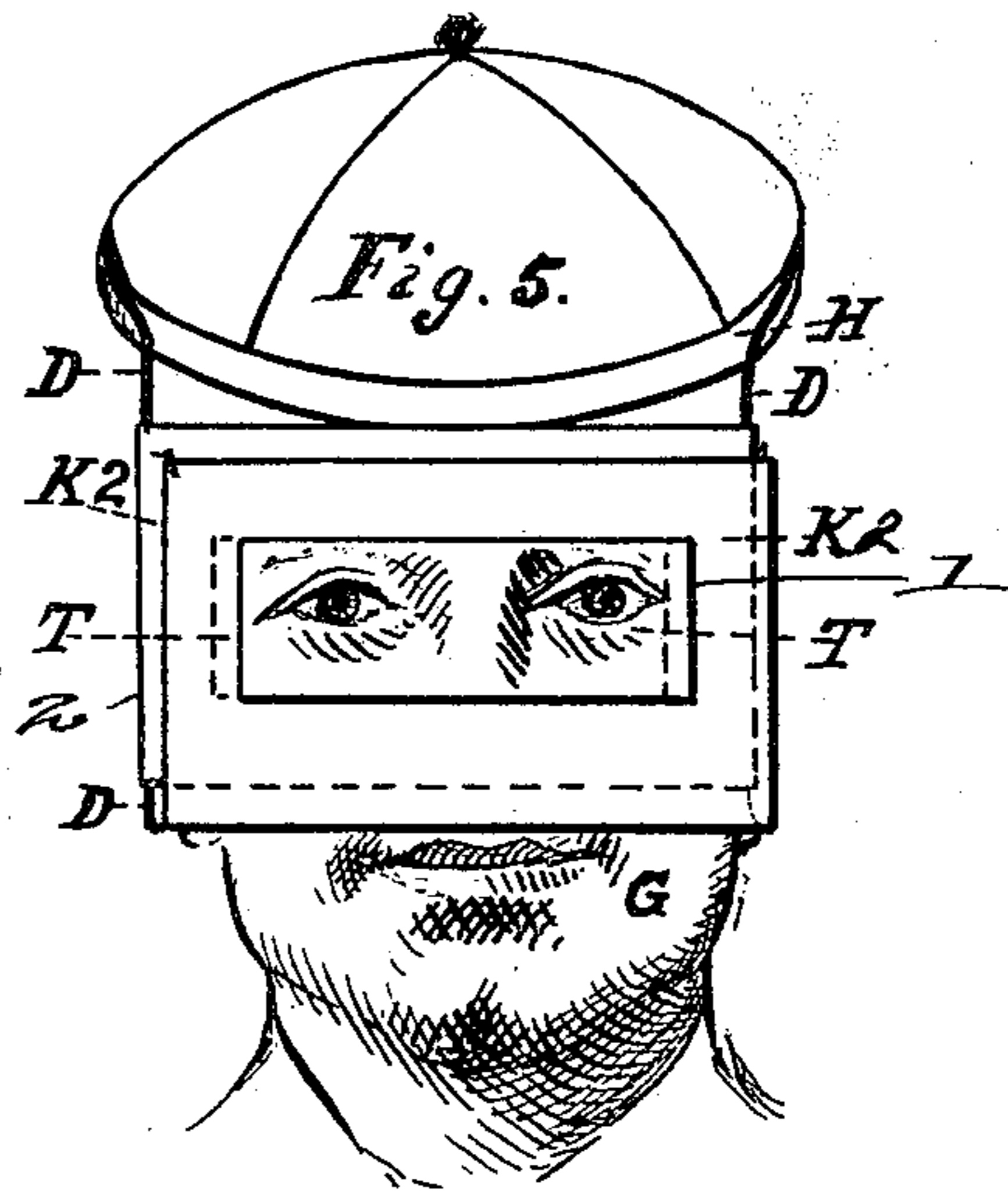
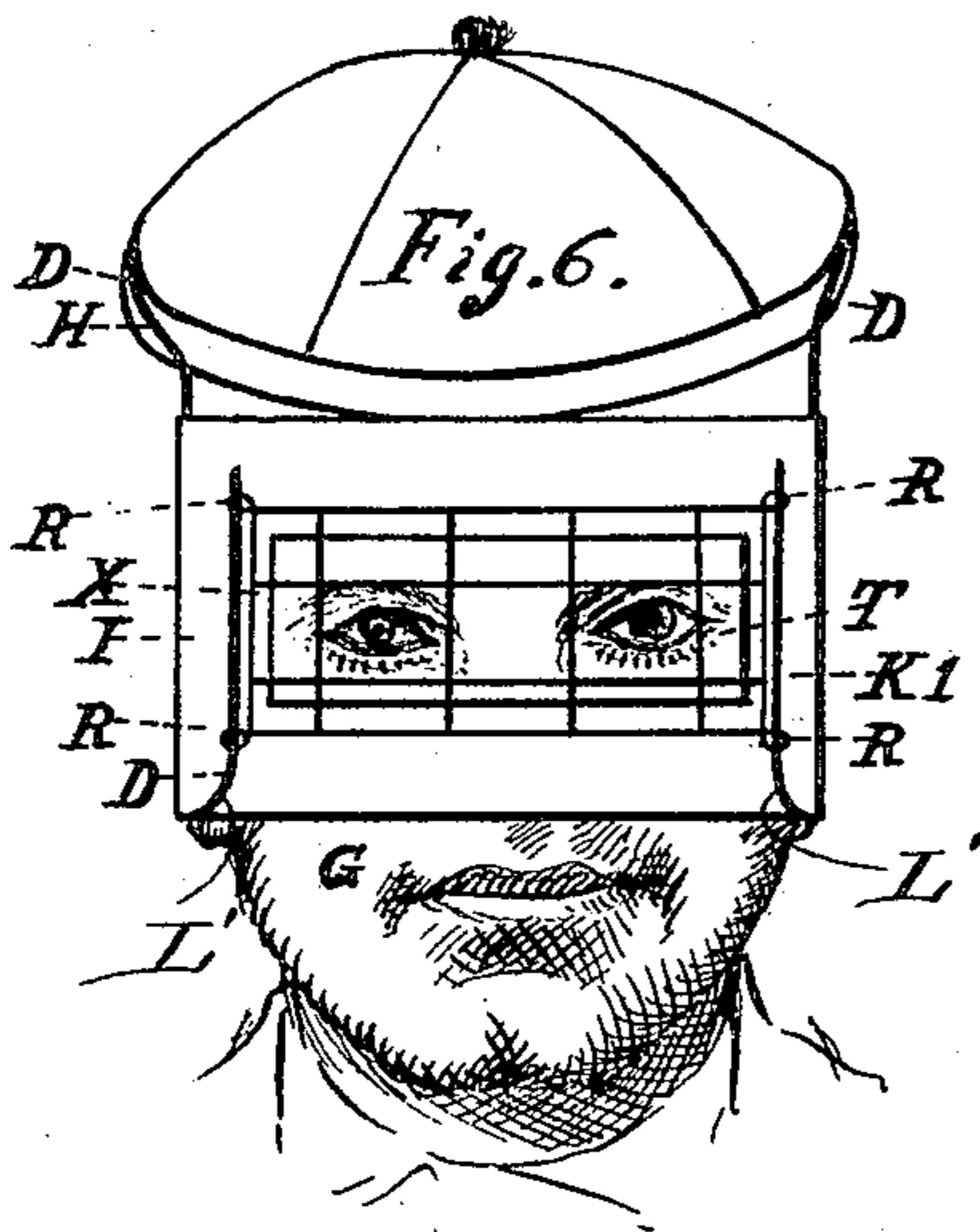

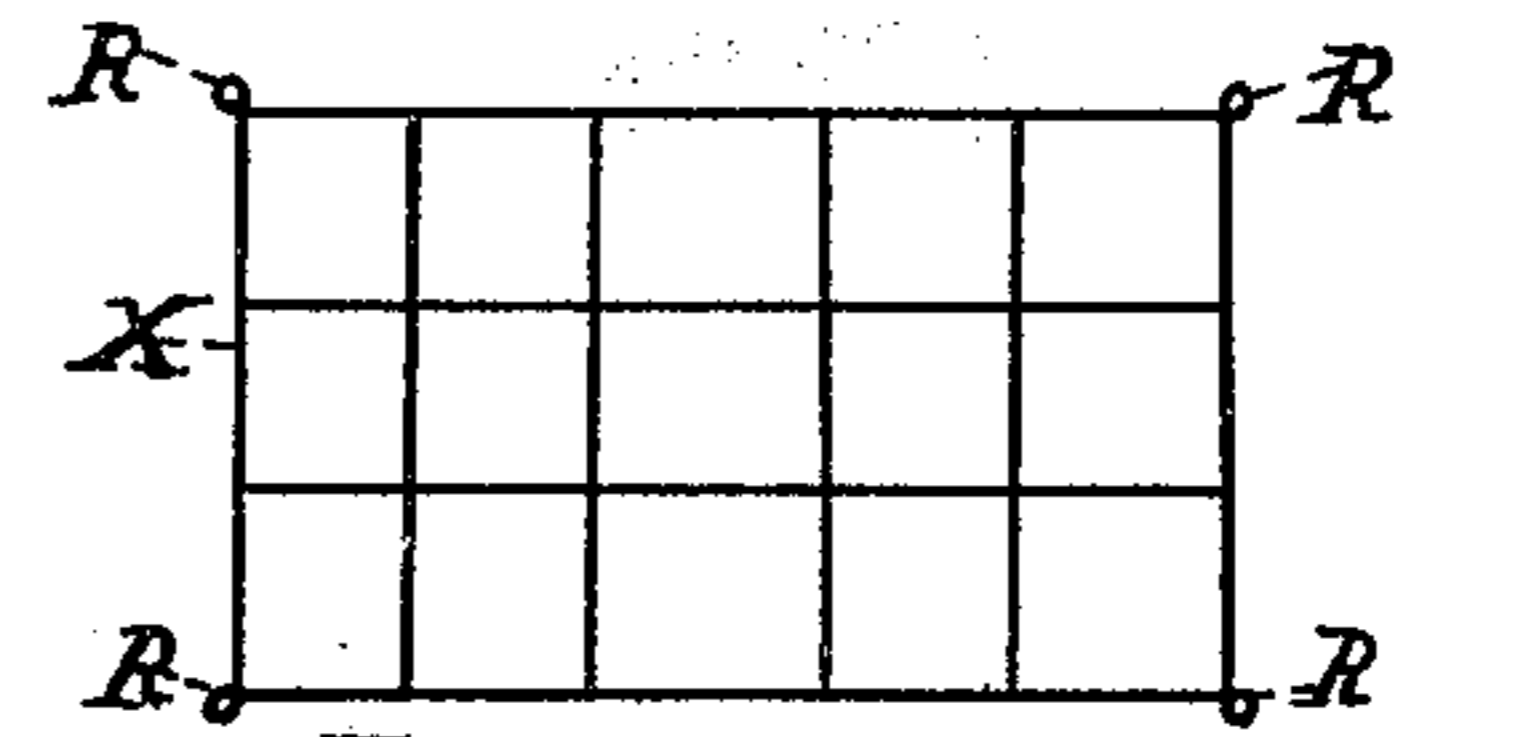
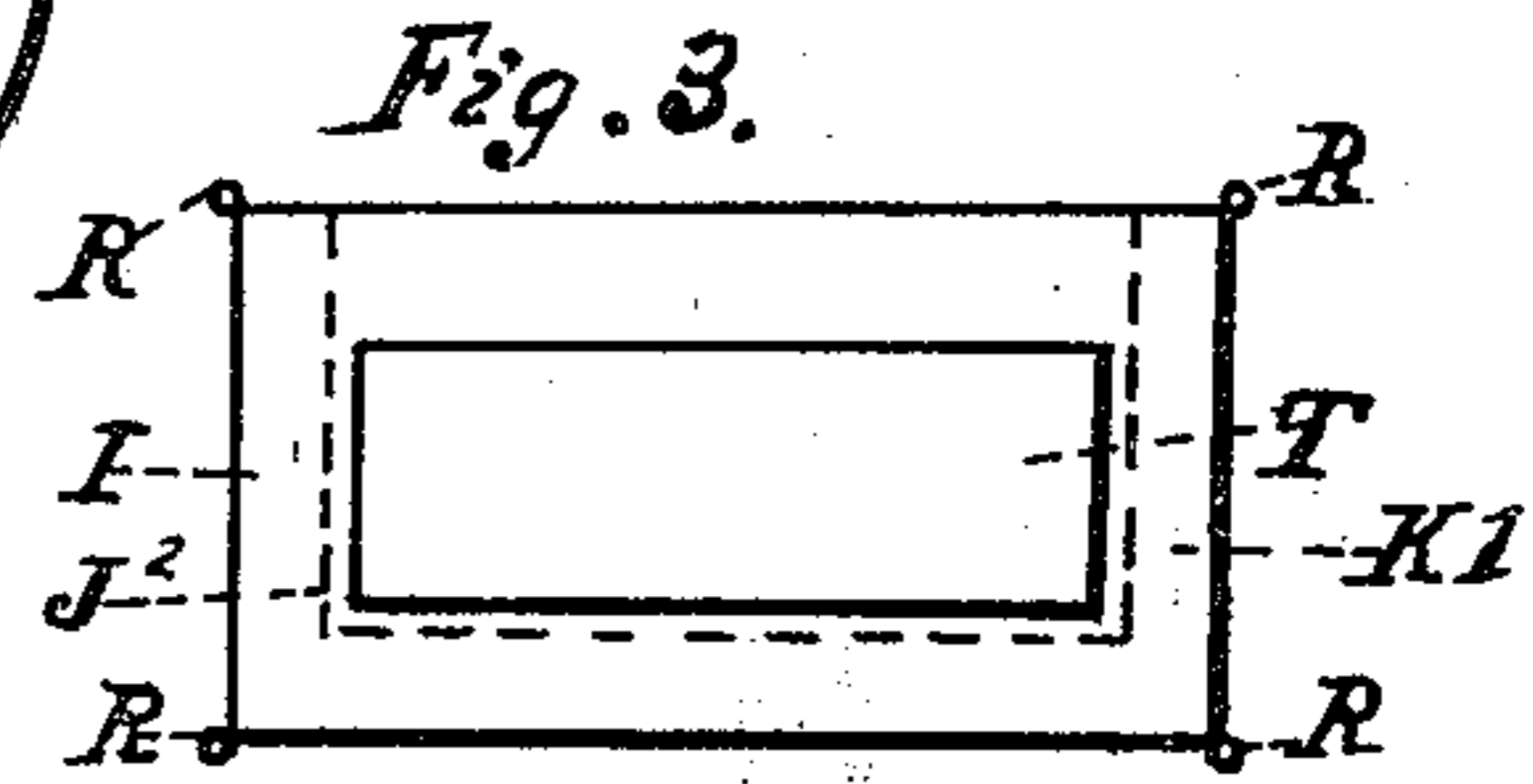
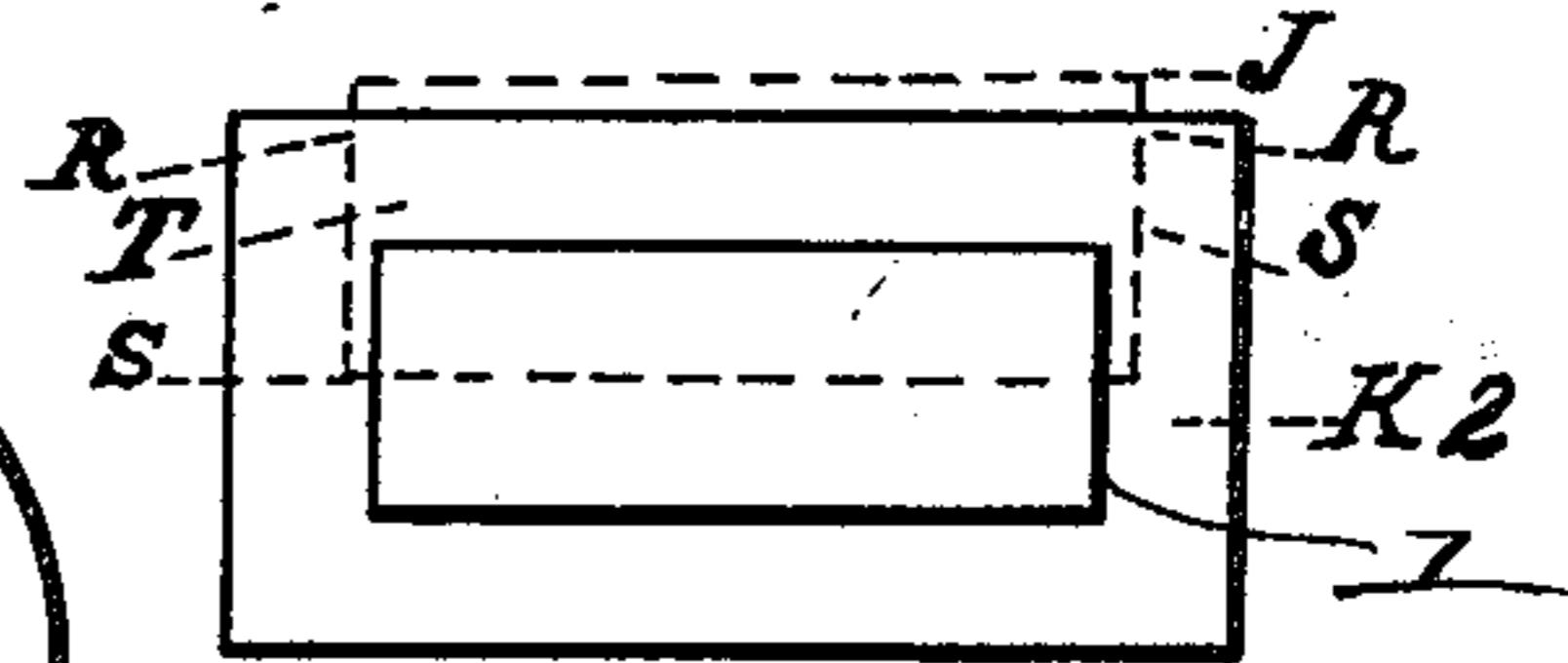
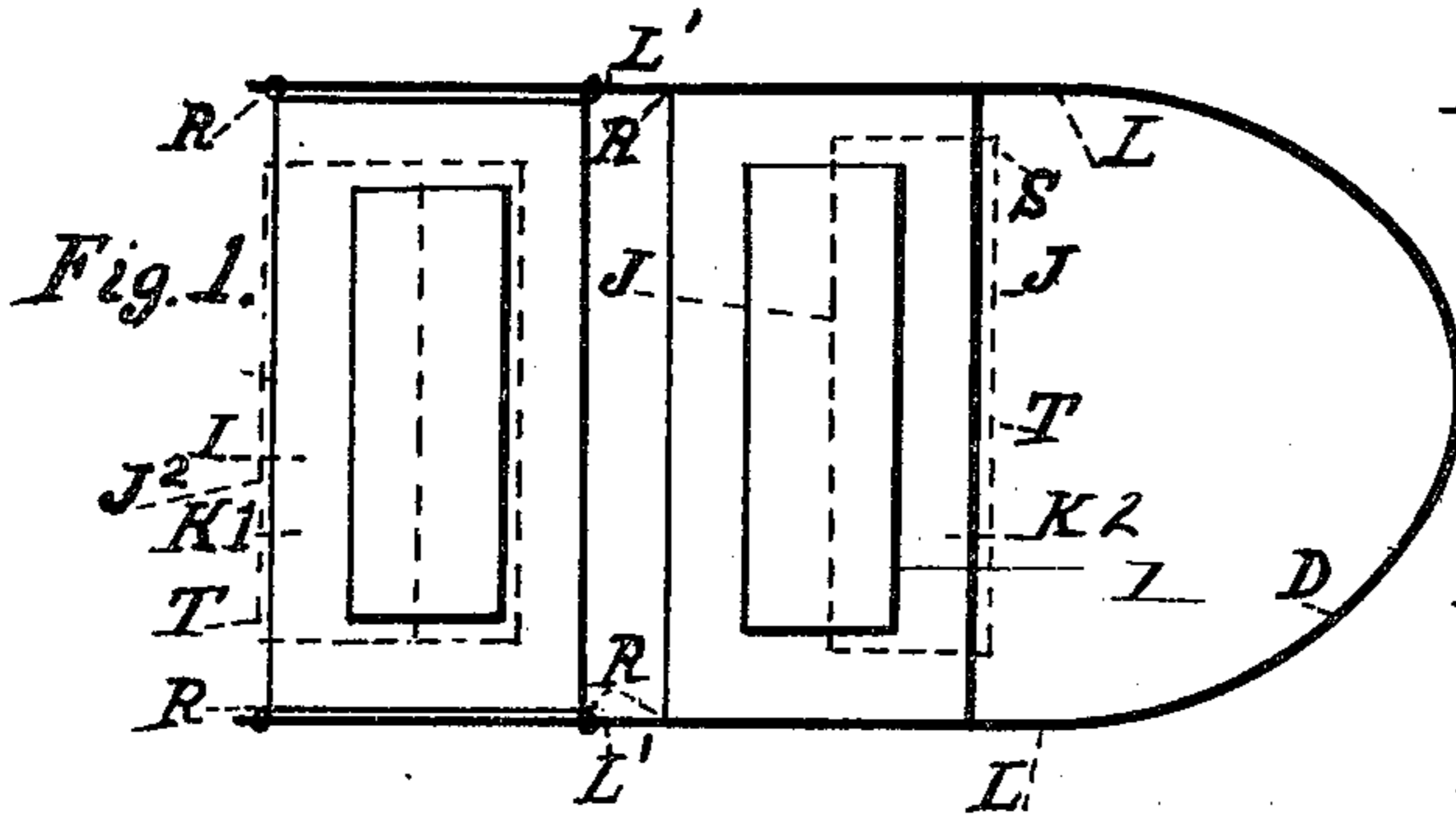


F. S. LOZUAWAY.  
FACE PROTECTOR.  
APPLICATION FILED OCT. 20, 1910.

999,459.

Patented Aug. 1, 1911.



WITNESSES:

A. B. Young  
& A. Moore

INVENTOR

Fred S. Lozaway

# UNITED STATES PATENT OFFICE.

FRED SHERMON LOZUAWAY, OF PORTLAND, OREGON.

## FACE-PROTECTOR.

999,459.

Specification of Letters Patent.

Patented Aug. 1, 1911.

Application filed October 20, 1910. Serial No. 588,190.

*To all whom it may concern:*

Be it known that I, FRED SHERMON LOZUAWAY, a citizen of the United States, residing at Portland, Oregon, have invented  
5 a certain new and useful Improvement in Face-Protectors, of which the following is a specification.

My invention relates to an improvement in devices for protecting the face from heat  
10 or from flying objects; and has for its object to provide a frame work adapted to be suspended in front of the face, in which are carried removable plates, through which the wearer may see, but which will protect the  
15 face from injury.

I attain the above specified object by the mechanism illustrated in the accompanying drawing, in which—

Figure 1 shows a strip of elastic metal  
20 ready to be bent into the shape shown in Fig. 2. Fig. 2 is a side view of the device bent in shape to be worn about a hat-band. Fig. 3 is a front elevation of the frame showing two styles thereof. Fig. 4 is an  
25 elevation of a frame showing the shield in place thereon and the same without the shield. Fig. 5 is a front view of a protector, as in use. Fig. 6 is a front view of the protector carrying a metal frame and a  
30 shield or guard.

Like characters of reference indicate like parts in each of the several views.

In the drawing  $K^1$  is a frame holding any substantial plate I having a pocket  $J^2$   
35 shown in dotted lines, to receive a transparent plate T.

R—R are metal strips constituting the frame-work and are bent at suitable places to form the retainers 2, within which to in-  
40 sert the elastic strip D.

$K^2$  is a metal plate provided at its center with the rectangular opening 1, and retaining flanges S on the rear side, (not shown), within which to slide a transparent plate T.  
45 The dotted lines J show the transparent plate partly inserted into the retainers.

The wire strip D is placed about the hat-band of the person using the article, and at a convenient point in front it is bent downward at L, to approach the lower part of  
50 the face, where it is bent upwardly at L', leaving the ends of the wire standing upright as shown in Fig. 2. Before the wire

is bent at L' the metal plate  $K^2$  is placed upon the descending portion of the wire, 55 the latter passing through the retainers R. After the upstanding portion has been bent into shape, another plate may in like manner be placed thereon. Should it become desirable to employ the double protector, a  
60 wire frame  $K^1$  upon which is secured the fabric or shield X, or any other suitable material, is placed on the descending portion of the wire, and the said metal plate will be placed on the upright portion. 65

In Fig. 5 the metal strip D is shown in place carrying frames  $K^2$  holding the removable plate T, in front of the eyes. In this manner the protector is held free from the face G, when secured about the hat  
70 band H of the wearer.

This invention is intended to provide a protector for the eyes and face when working in shops, furnaces, when driving, and wherever injury from heat or flying objects  
75 might occur.

Having now described my invention, what I claim as new and desire to secure by Letters Patent, is—

1. A face protector comprising a wire  
80 frame adapted to be secured upon the head, and having a depending portion at the front,—and a plate having a central opening, secured upon said depending portion so that said opening will stand before the eyes  
85 of the wearer.

2. A face protector comprising a wire frame adapted to be secured upon the head of the wearer and having a depending portion at the front,—a plate having a central  
90 opening, secured upon said depending portion,—and a transparent slide removably held over the opening.

3. A face protector comprising a wire frame adapted to be secured upon the head  
95 of the wearer and having a depending portion at the front,—and a plurality of plates removably secured upon said depending portion, said plates being covered with transparent material. 100

In testimony whereof I affix my signature, in presence of two witnesses.

FRED SHERMON LOZUAWAY.

Witnesses:

A. B. YOCUM,

E. A. MOOERS.