

S. TREINIS.
GARMENT.

APPLICATION FILED JULY 20, 1910.

998,999.

Patented July 25, 1911.

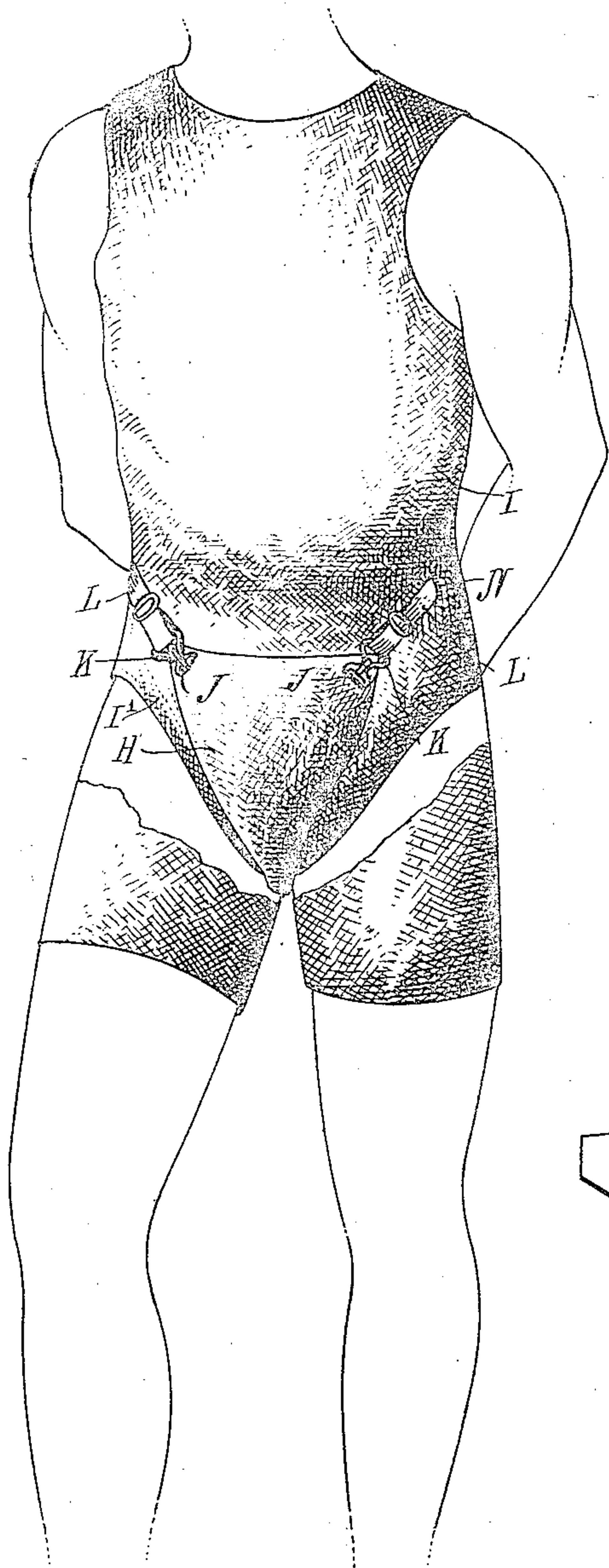


Fig. 1

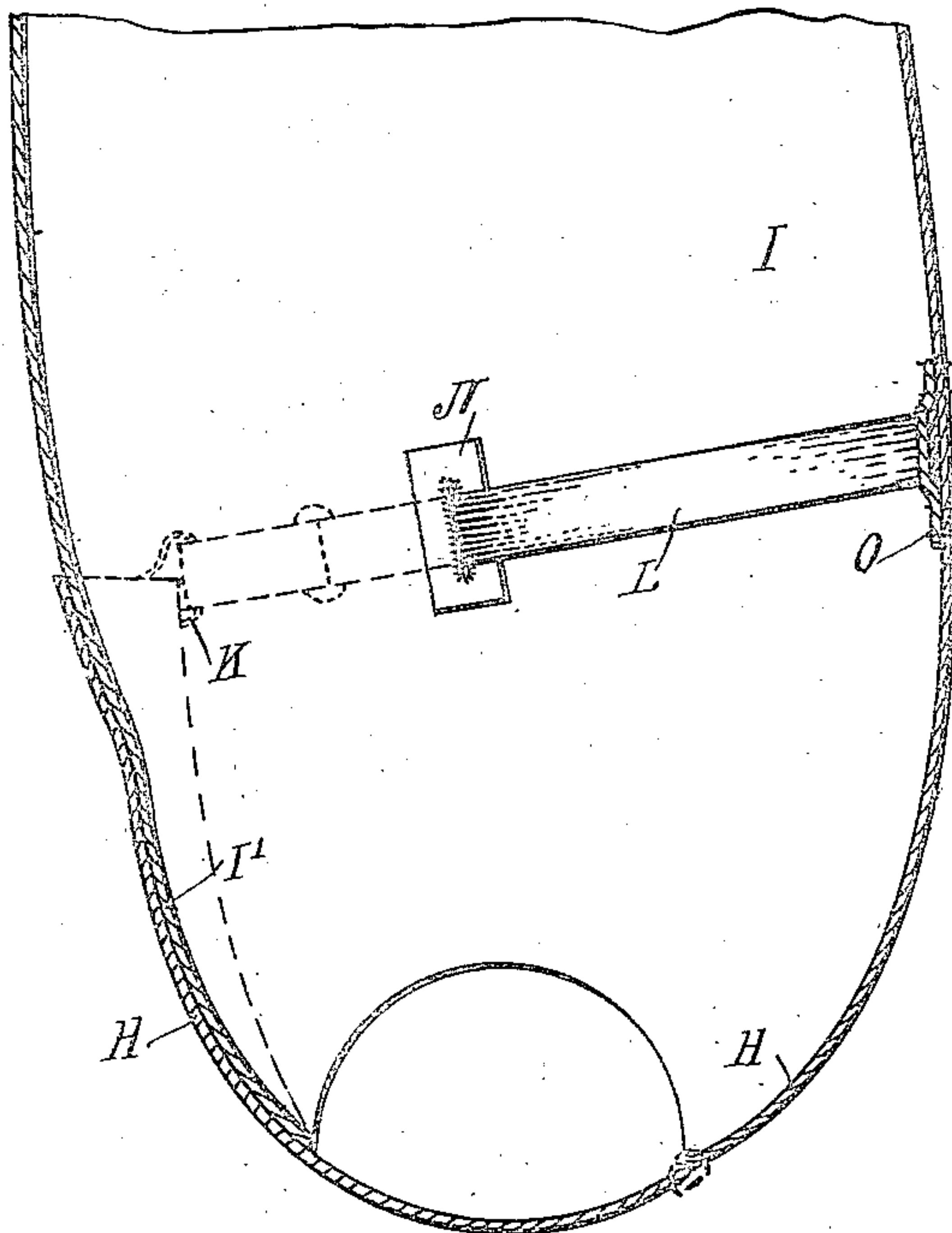


Fig. 2

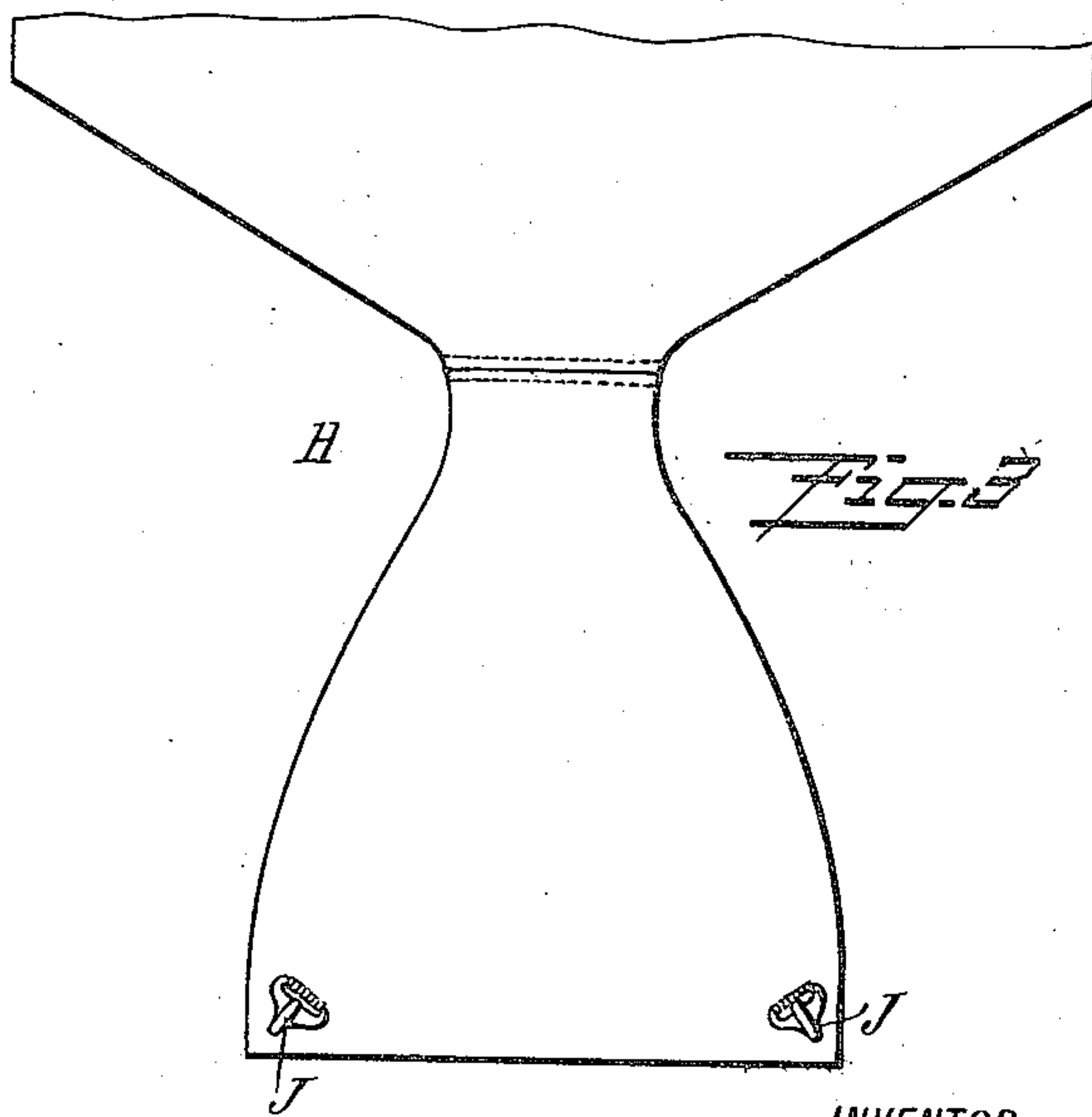


Fig. 3

WITNESSES:
E. G. Bromley
W. G. Hooten

INVENTOR
Samuel Treinis
BY *Mum Co.*
ATTORNEYS

UNITED STATES PATENT OFFICE.

SAMUEL TREINIS, OF NEW YORK, N. Y.

GARMENT.

998,999.

Specification of Letters Patent. Patented July 25, 1911.

Application filed July 20, 1910. Serial No. 572,849.

To all whom it may concern:

Be it known that I, SAMUEL TREINIS, a citizen of the United States, and a resident of the city of New York, borough of Brooklyn, in the county of Kings and State of New York, have invented a new and Improved Garment, of which the following is a full, clear, and exact specification.

The object of the invention is to provide a new and improved garment for bathing, athletic and other purposes, and provided with an integral jockstrap, which can be conveniently opened or closed and when worn is practically concealed and not visible. For the purpose mentioned use is made of a suspensory band extending from the back of the garment and having its free end detachably connected with the free ends of straps or webbings attached to the rear of the garment.

A practical embodiment of the invention is represented in the accompanying drawings forming a part of this specification, in which similar characters of reference indicate corresponding parts in all the views.

Figure 1 is a perspective view of the garment as worn with a pair of trunks, parts of the latter being shown broken out; Fig. 2 is a cross section of the garment shown in Fig. 1; and Fig. 3 is a plan view of the suspensory band shown in Figs. 1 and 2.

As shown in the figures the suspensory band H forms an extension of the back of the shirt I, and is narrow at the middle and widens out toward both the back and front ends as plainly indicated in Fig. 3, the front portion forming an abdominal pad. The shirt I is provided at the front with an abdominal portion I' over which is passed the front or abdominal portion of the suspensory band H, as plainly indicated in Figs. 1 and 2. Hooks J are attached to the corners of the free end of the abdominal portion of the suspensory band H, and the said hooks J are adapted to be engaged by eyes or loops K, held on the adjustable ends of an elastic strap or web L, extending through reinforced slits N formed in the sides of the shirt I, and slidingly engaging a loop O

secured to the back waist line of the shirt at the inside thereof. The several parts are so arranged that when the garment is worn the straps L extend upwardly and rearwardly over the hip portions of the wearer and pass from the outside through the slits N to the inside of the garment, to engage the loop O at the back of the shirt I, thus holding the suspensory band H in proper supporting position, at the same time allowing for bodily movement without danger of chafing the wearer at the crotch.

It is understood that when the garment I is worn, the lower portion thereof with the suspensory band H is inclosed in the trunks worn with the garment I, so as to completely cover the said band.

It is expressly understood that I do not limit myself to the fastening devices J, K shown and described, or to the particular form of the garment I on which the suspensory band H is used, as the same may be varied without deviating from the spirit of my invention.

Having thus described my invention, I claim as new and desire to secure by Letters Patent:

A garment having a suspensory band extending from the rear end of the said garment and adapted to overlies the front abdominal portion of the garment, the said band being narrow at the middle and widening out toward the back and front ends, an elastic strap having adjustable front ends, fastening devices detachably connecting the front ends of the strap to the corners of the front end of the band, the said strap extending through reinforced slits formed in the sides of the garment, and a loop secured to the back waist line of the garment at the inside thereof and slidingly engaged by said strap.

In testimony whereof I have signed my name to this specification in the presence of two subscribing witnesses.

SAMUEL TREINIS.

Witnesses:

THEO. G. HOSTER,

PHILIP D. ROLLHAUS.