

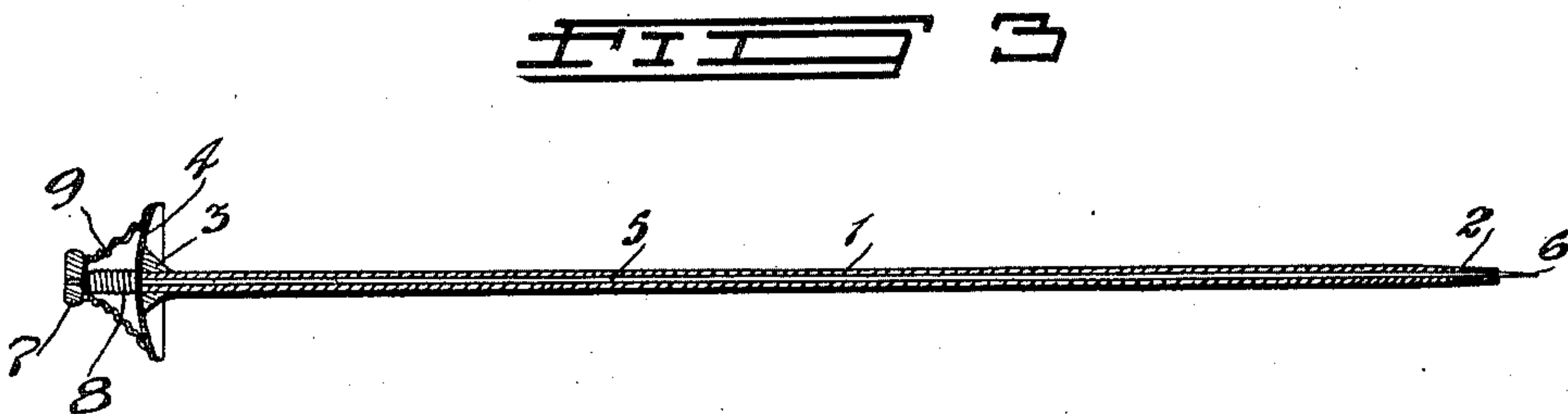
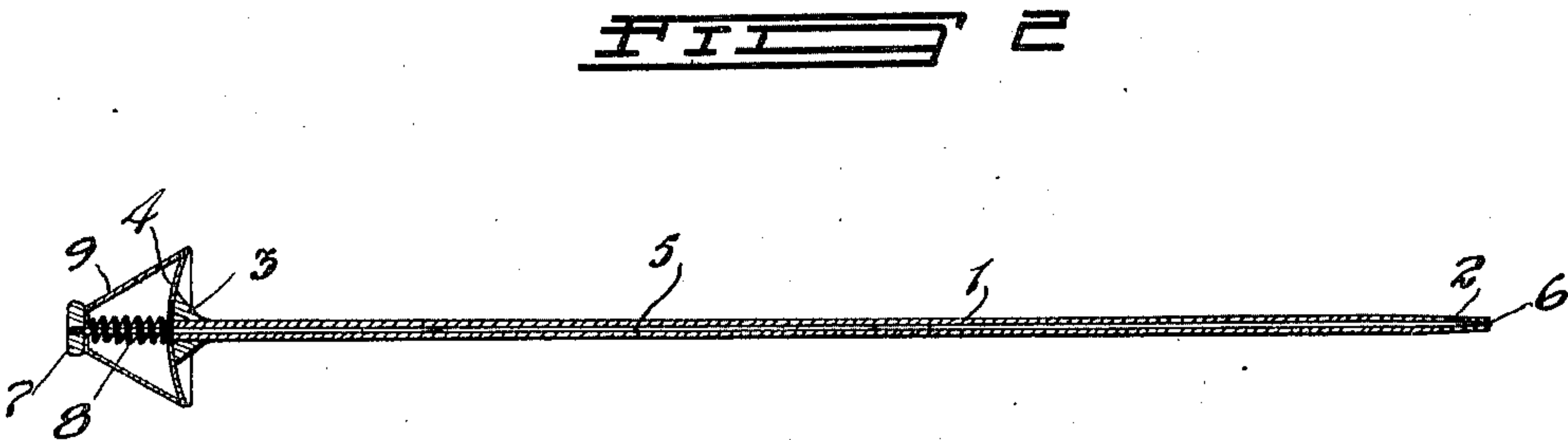
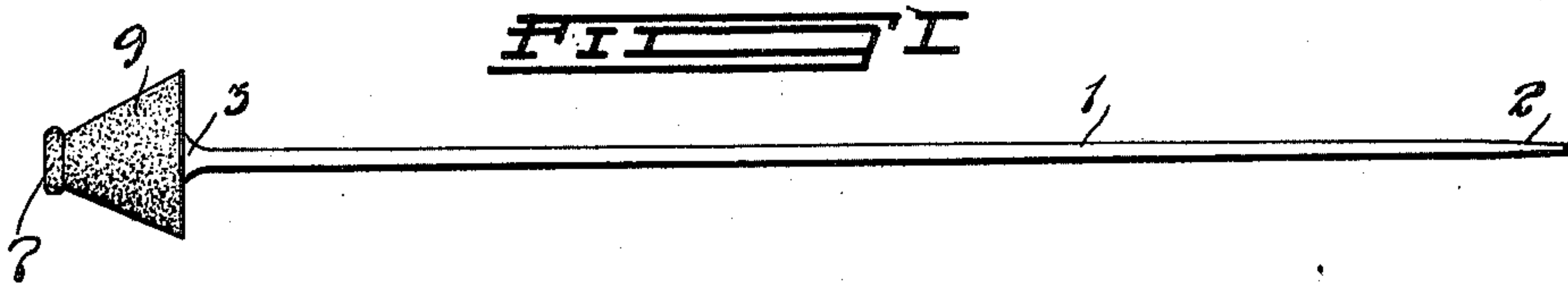
A. J. POLLITT.

HAT FIN.

APPLICATION FILED JULY 18, 1910.

998,799.

Patented July 25, 1911.



Witnesses
G. Thomson
W. F. Knecht

Inventor
A. J. Pollitt

By *Lucas F. Knecht*

UNITED STATES PATENT OFFICE.

ALBERT JAMES POLLITT, OF WINNIPEG, MANITOBA, CANADA.

HAT-PIN.

998,799.

Specification of Letters Patent. Patented July 25, 1911.

Application filed July 18, 1910. Serial No. 572,495.

To all whom it may concern:

Be it known that I, ALBERT JAMES POLLITT, of the city of Winnipeg, in the Province of Manitoba, Canada, have invented certain new and useful Improvements in Hat-Pins, of which the following is the specification.

My invention relates to hat pins and the object of the invention is to provide a hat pin with a receding or protected point which will allow the point to be extended when it is desired to place it in a hat and withdraw when the pin is finally adjusted.

It consists essentially in a hollow tubular body portion or casing having open ends and carrying a suitable head, a pin within the body portion having one end pointed and the opposite end provided with a knob, a spring inserted between the knob and the head, and a flexible covering secured to the head and the knob and inclosing the spring, the parts being arranged and constructed as hereinafter more particularly described.

Figure 1 is a side elevation of the complete hat pin. Fig. 2 is a longitudinal sectional view centrally through the pin. Fig. 3 is a similar view to Fig. 2 with the knob depressed.

In the drawing like characters of reference indicate corresponding parts in each figure.

1 represents a hollow body portion or casing having one end tapered at 2 and the opposite end enlarged at 3 and provided with a suitable head 4.

5 is a pin passing through the casing having the pointed or piercing end appearing at 6, and the opposite end provided with a knob 7. A spiral spring 8 encircles the pin and bears against the knob and the head.

9 is a flexible material inclosing the spring

and secured to the knob and the head for holding the parts together.

When the hat pin is to be inserted within a hat the knob is depressed as shown in Fig. 3 so as to extend the point 6 beyond the end of the casing. This allows the pin to pass readily through the material of a hat as will be apparent. As soon as the pin is finally adjusted to the hat the knob is released and the point 6 is retracted or withdrawn within the casing by the action of the spring.

Although I have shown a flexible covering inclosing the spring yet I desire it to be understood that any suitable ornamental cover could be used to hide the operating parts and to hold said parts together so long as the knob can be freely depressed to extend the pin point.

What I claim as my invention is:

A hat pin comprising a hollow tubular body portion having one end tapered and the opposite end enlarged, a head permanently secured to the enlarged end, a pin slidable within the body portion having one end extending therebeyond and provided with a knob and the opposite end brought to a point contained within the body portion, a spiral spring encircling the pin and interposed between the head and the knob to draw the pin into the body and a flexible material inclosing the spring and secured to the head and the knob for holding the parts together and permitting the pin to be moved in the body portion, as and for the purpose specified.

Signed at Winnipeg, in the Province of Manitoba, this 4th day of May, 1910.

ALBERT JAMES POLLITT.

In the presence of—

G. S. ROXBURGH,

J. K. ELKIN.