

F. K. SPENCER & O. BENNETT.
INSULATOR BRACKET FOR ELECTRICAL WORK.
APPLICATION FILED NOV. 11, 1910.

998,649.

Patented July 25, 1911.

Fig. 1.

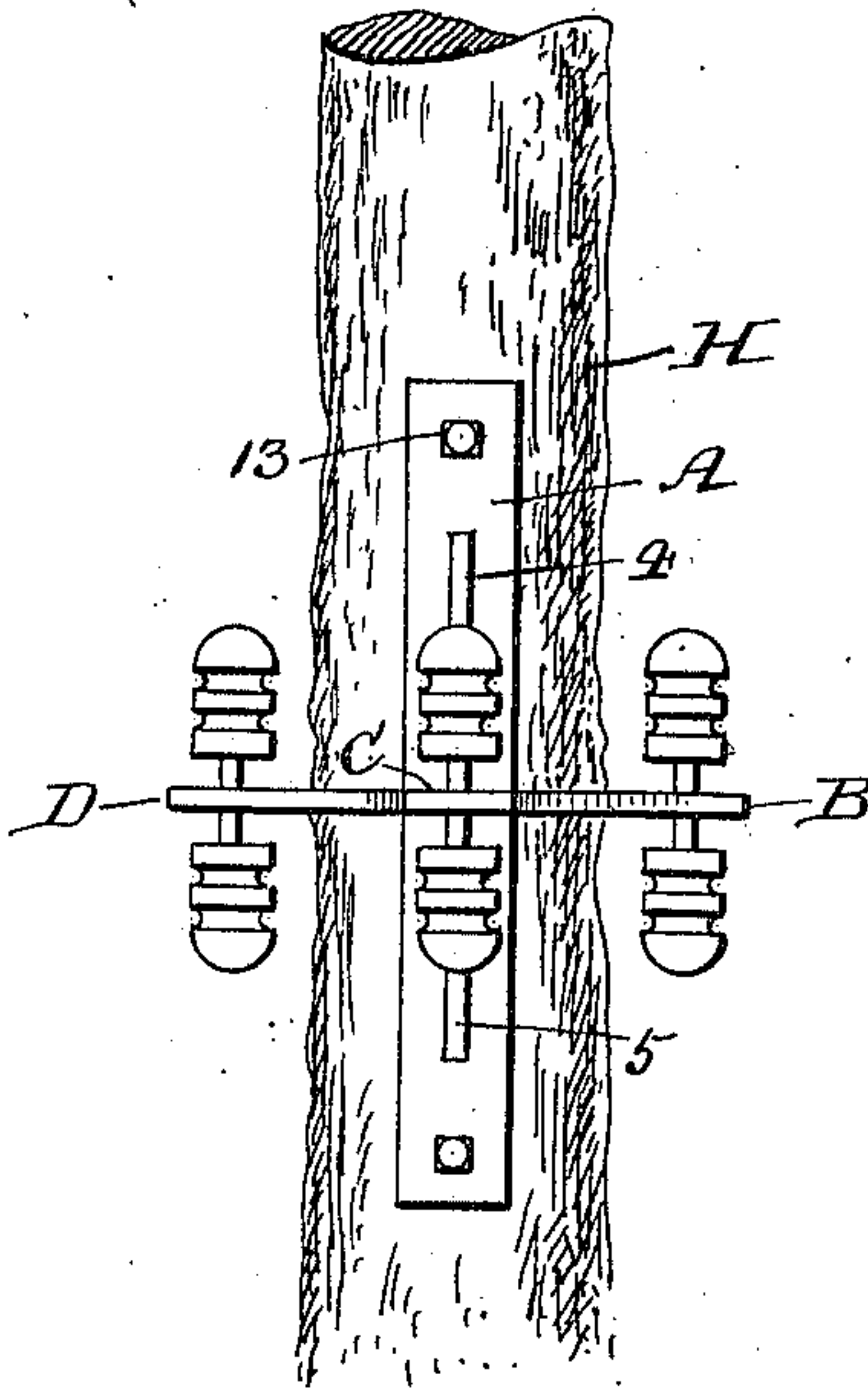


Fig. 2.

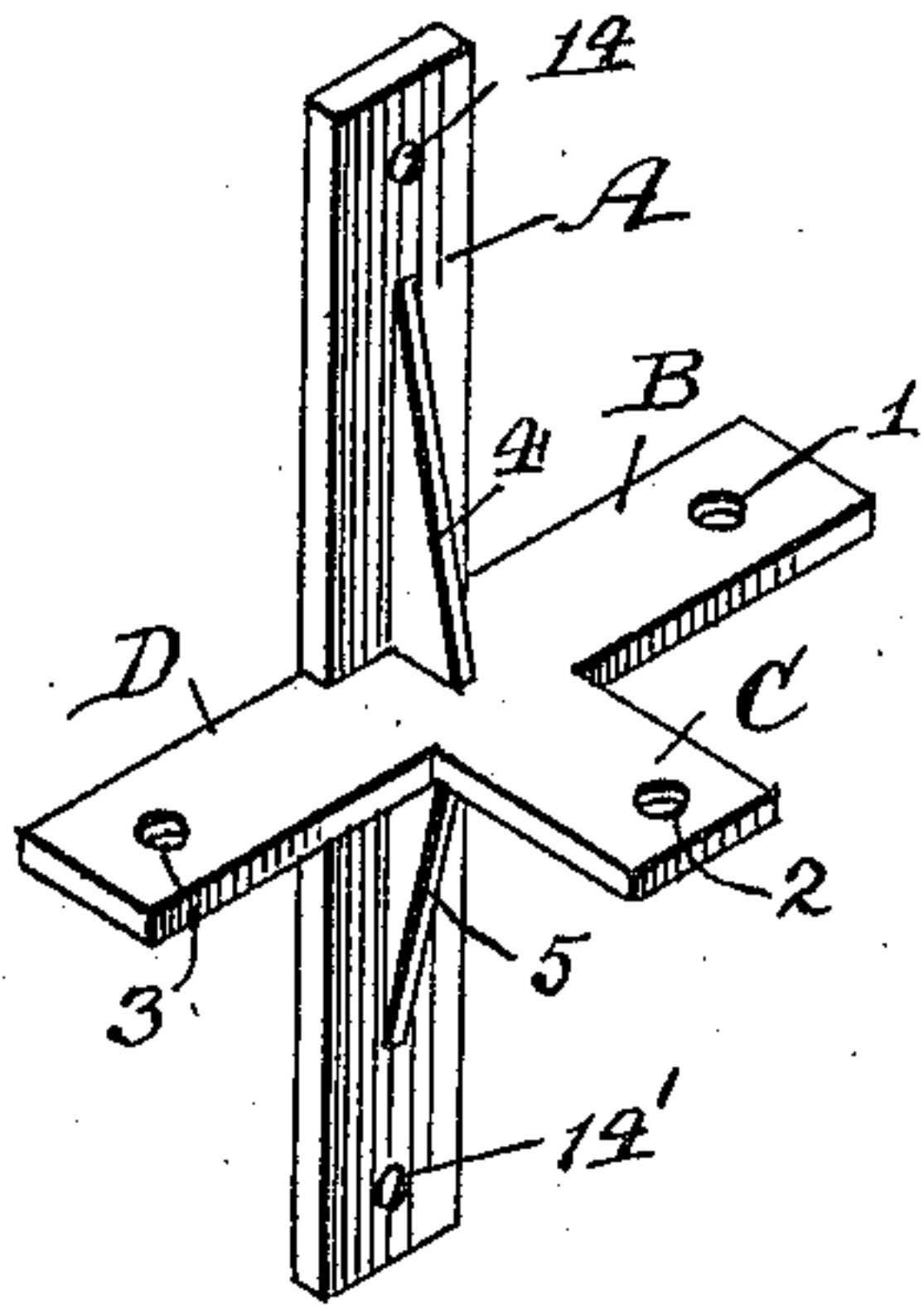
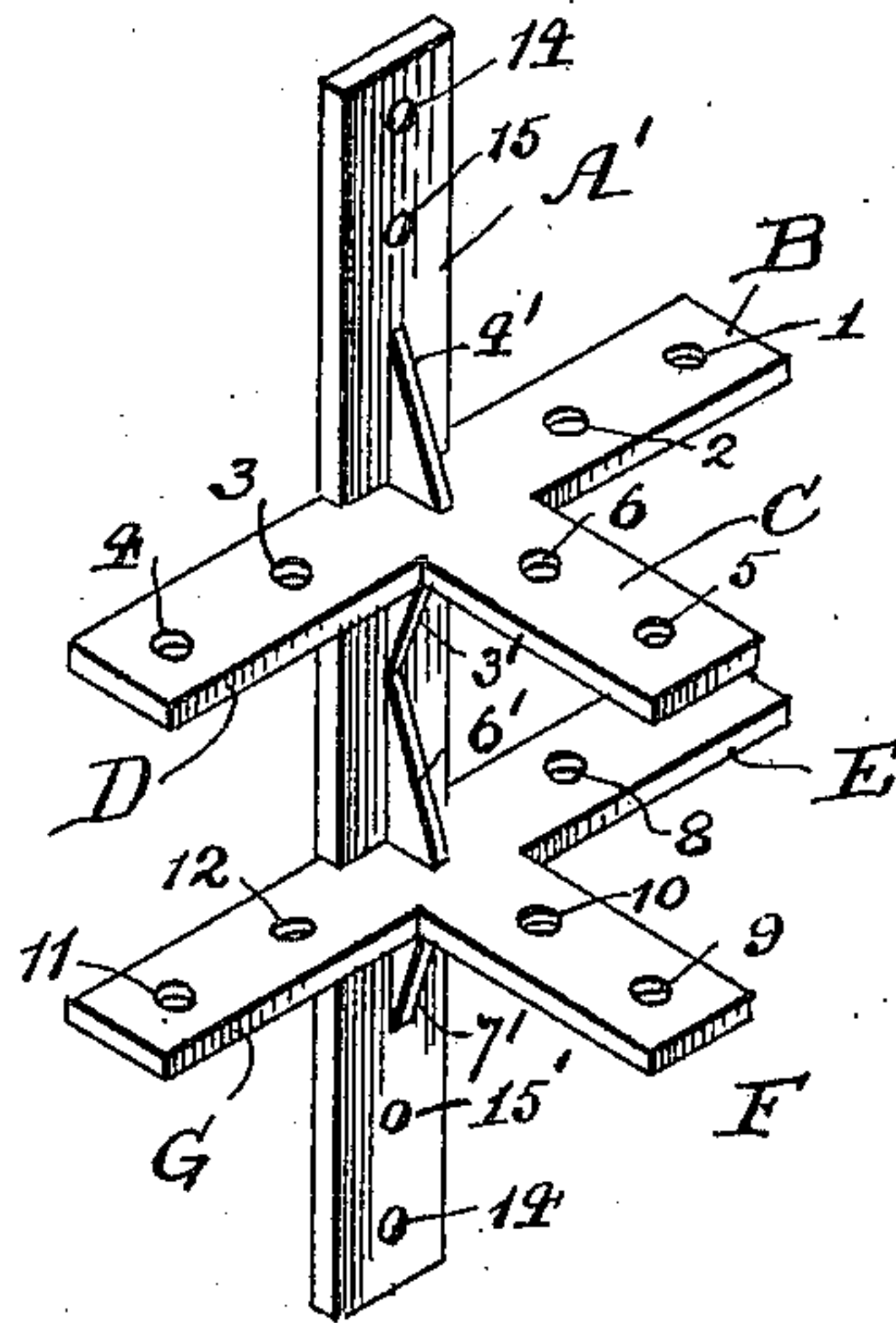


Fig. 3.



WITNESSES
W. H. Cunningham
B. J. Henderson

INVENTORS
Frederick K. Spencer
Orville Bennett
BY
F. N. Gilbert
ATTORNEY

UNITED STATES PATENT OFFICE.

FREDERICK K. SPENCER AND ORVILLE BENNETT, OF BINGHAMTON, NEW YORK.

INSULATOR-BRACKET FOR ELECTRICAL WORK.

998,649.

Specification of Letters Patent.

Patented July 25, 1911.

Application filed November 11, 1910. Serial No. 591,906.

To all whom it may concern:

Be it known that we, FREDERICK K. SPENCER and ORVILLE BENNETT, citizens of the United States, residing at Binghamton, in the county of Broome and State of New York, have invented certain new and useful Improvements in Insulator-Brackets for Electrical Work, of which the following is a specification.

Our invention relates to improvements in insulator brackets for electrical work in which insulators are either supported singly or in groups on extended arms attached to telephone poles or other surfaces; and it has for its object a rigid light and compact means of supporting insulators in groups or singly so as to be readily wired.

With this object in view our invention consists of certain novel features of construction and arrangement of parts as will be hereinafter fully described and pointed out in the claims reference being had to the accompanying drawing in which—

Figure 1 is a side elevation of the invention mounted on the telephone poles. Fig. 2 is a perspective view. Fig. 3 is a similar view of a modified form of the invention.

The same reference characters denote like parts in each of the several figures of the drawings.

In carrying out our invention we provide a vertical support A and mounted upon it we have the arms B, C, D, having the perforations 1, 2, 3, therein: mounted on A and supporting and strengthening B, C, D, we have the brackets 4 and 5, in a modified form of our device, we provide a vertical support A' as shown in Fig. 3 and mounted upon the same. We have a plurality of perforated arms in sets one above the other B, C, D, also E, F, G, having therein perforations 1, 2, 3, etc. Supporting and strengthening these sets of arms we have mounted on support A the brackets 4' 5' 6' 7'.

In the practical application of our device we fasten the support A to pole H by means of spikes or screws 13' and 13' passing through the perforations 14' and 14' respectively of support A in Fig. 2 and perforations 14' and 14' and 15' and 15' of support A'. In perforations 1, 2 and 3, of the arms we mount the insulators as shown in Fig. 1.

Having thus described our invention what we claim as new and for which we desire Letters Patent is as follows:

1. In an insulator bracket, the combination with a perforated vertical plate of a perforated lateral plate, extending across the face of the vertical plate of the lateral plate surface at right angles with the vertical plate the ends of the lateral plate extending beyond the edges of the vertical plate; a perforated arm extending out from said lateral plate on a plane with it, braces extending from said vertical plate to both the upper and lower surfaces of the lateral plate, means for mounting said vertical plate on the surface of a telephone pole.

2. In an insulator bracket, the combination with a perforated vertical plate of two or more perforated lateral plates parallel with each other extending across the face of the vertical plate and at right angles to it, a perforated arm extending outward from each lateral plate on a plane with said lateral plate, braces extending from said vertical plate to both the upper and lower surfaces of the lateral plates, and means for mounting said vertical plate on the surface of a telephone pole.

In testimony whereof we have affixed our signatures in presence of two witnesses.

FREDERICK K. SPENCER.
ORVILLE BENNETT.

Witnesses:

S. A. VALENTINE,
WALTER D. WEBSTER.

Copies of this patent may be obtained for five cents each, by addressing the "Commissioner of Patents, Washington, D. C."