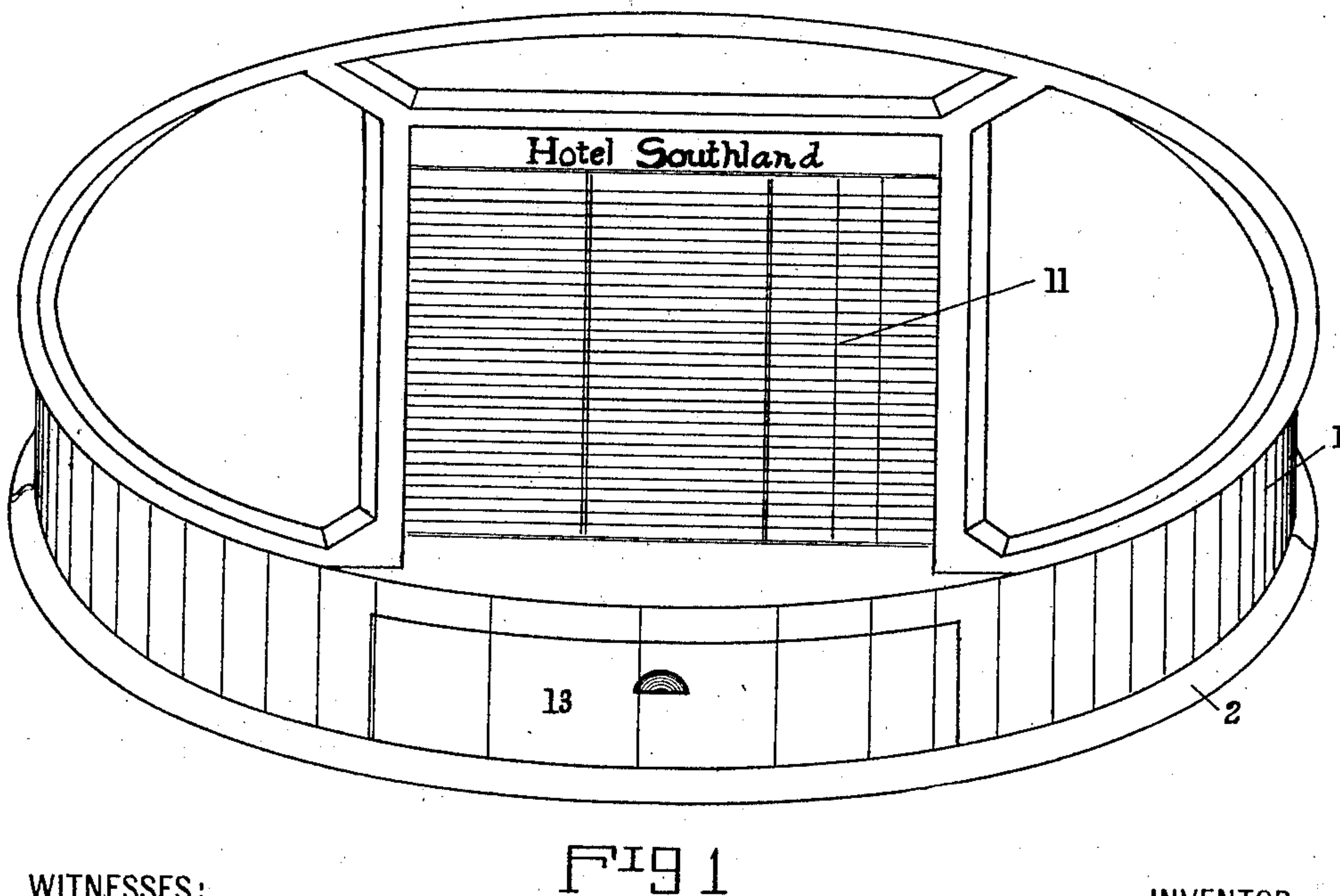
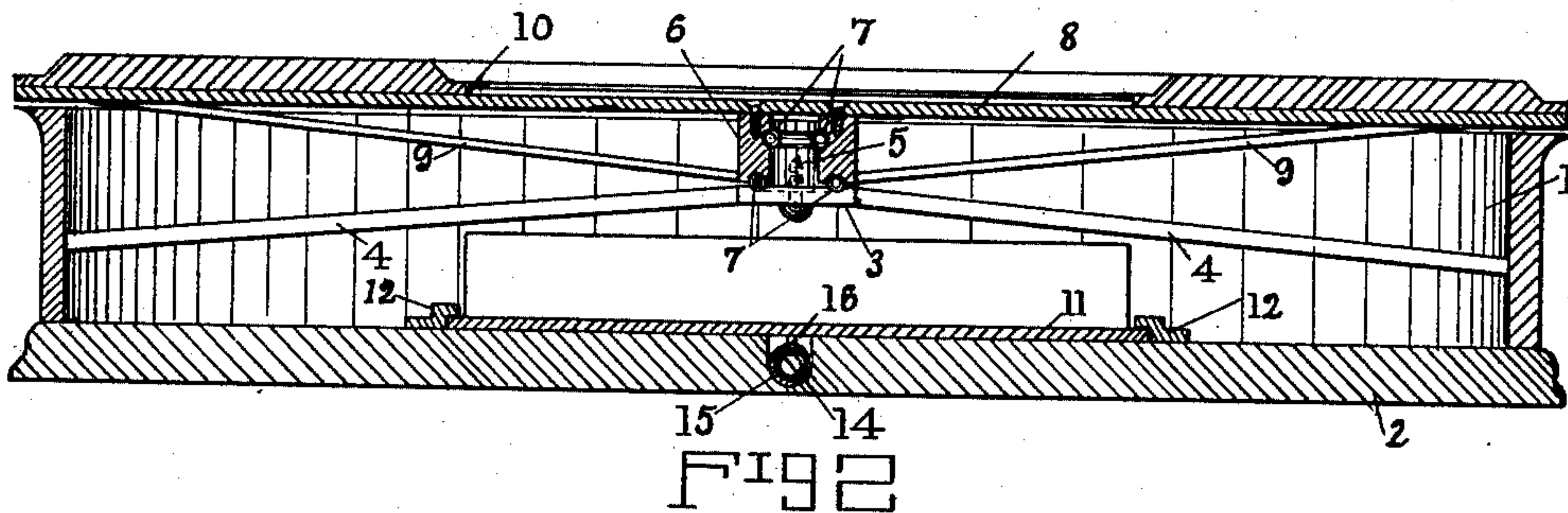
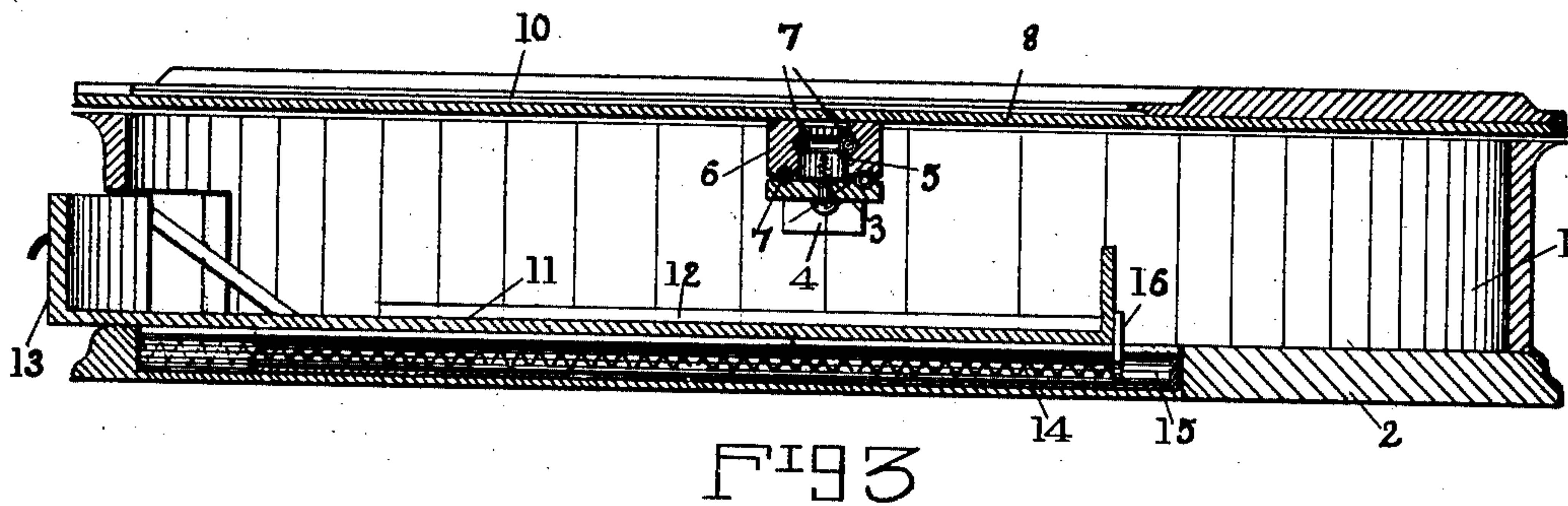


S. DUNCAN.  
HOTEL REGISTER.  
APPLICATION FILED MAY 10, 1910.

997,184.

Patented July 4, 1911.



WITNESSES:  
*W. M. Parkman*  
*J. S. Murray*

INVENTOR  
Selden Duncan  
BY *John H. Spellman*  
ATTORNEY



# UNITED STATES PATENT OFFICE.

SELDEN DUNCAN, OF DALLAS, TEXAS.

HOTEL-REGISTER.

997,184.

Specification of Letters Patent.

Patented July 4, 1911.

Application filed May 10, 1910. Serial No. 560,514.

*To all whom it may concern:*

Be it known that I, SELDEN DUNCAN, a citizen of the United States, residing at Dallas, in the county of Dallas and State of Texas, have invented certain new and useful Improvements in Hotel-Registers, of which the following is a specification.

My invention relates to new and useful improvements in hotel registers. Its object is to provide a cabinet adapted to receive a considerable number of registry sheets, said cabinet being provided with a revoluble top equipped with a receiver for said registry sheets.

It is a further object of the invention to provide said cabinet with a suitable drawer to contain the registry sheets, which drawer will be provided with a suitable spring, causing it to close automatically when not in use.

Finally the object of the invention is to provide a device of the character described that will be strong, durable, simple and efficient, and comparatively easy to construct.

With these and various other objects in view, my invention has relation to certain novel features of construction, an example of which is described in the following specification, and illustrated in the accompanying drawing, wherein:

Figure 1 is a perspective view of the cabinet showing a registry sheet placed thereon. Fig. 2 is a vertical sectional elevation of the same. Fig. 3 is a vertical sectional elevation taken at right angles to the section of Fig. 2.

Referring now more particularly to the drawing, wherein like numerals of reference designate similar parts in all the figures, the numeral 1 denotes the cylindrical walls of the cabinet, and 2 the base thereof. A horizontal disk 3 is centrally supported in the upper portion of the cabinet by braces 4 extending to the side walls. A cylindrical pivot 5 is vertically mounted upon the disk 3 to which it is rigidly attached. A collar 6 is revolubly mounted upon the pivot 5, ball bearings 7 being interposed between the two. Ball bearings 7 are also interposed between the collar and the horizontal disk 3. To the collar 6 a circular top 8 is rigidly attached, braces 9 being provided to strengthen the connection between the collar and the top. It is thus apparent that

the top is adapted to revolve upon the pivot 5 with very little friction. In the top 8, a receptacle 10 is provided adapted to receive a registry card. The rotatable feature of the top permits a hotel guest to place the card at any suitable angle in signing his name. The cabinet is provided with a drawer 11, slidable in guides 12, and provided with a raised front 13, which when the drawer is closed is flush with the wall 1 of the casing. A coiled spring 14 is positioned in a tube 15 mounted centrally beneath said drawer longitudinal therewith. The front extremity of this spring is made fast, and the rear extremity thereof is attached to a pin 16 projecting downward from the rear of the drawer 12. A suitable slot is provided in the top of the tube 15 in which slot the pin 16 travels when the drawer is being opened or closed. The tension of the coiled spring is such that the drawer 12 is normally held in a closed position, and when it is released after having been opened, this spring will automatically close the drawer. Each registry sheet when full may be filed away in the drawer 12 for convenient reference.

This device will enable the hotel clerk to refer to the names upon the register with the least possible inconvenience, since the revoluble top containing the registry sheet may be readily swung around through a half turn.

It is obvious that various changes and modifications may be made in this device, as for example the substitution of a central rod for the tube 15, or the provision of means to reduce the sliding friction of the drawer. The right is therefore reserved to make such changes and alterations in this device as fairly come within the scope of the following claim:

What I claim is:

A hotel register comprising a cylindrical casing forming a vertical wall, a cylindrical base to which said casing is secured at its surrounding lower edge, parallel brace rods secured to the opposite inner walls of the casing and bowed centrally upward, a disk secured to a central horizontal portion of the braces and having an enlarged bearing portion provided with circular races, a collar rotatably mounted on the pivot and having corresponding races, ball bearings dis-

posed in the co-acting races at the upper  
and lower ends of the collar, a circular top  
secured to the collar for movement upon the  
pivot and braces similar to the first named  
5 braces connecting the collar and the top,  
said braces extending centrally in close  
proximity to the first named braces.

In testimony whereof I have signed my  
name to this specification in the presence of  
two subscribing witnesses.

SELDEN DUNCAN.

Witnesses:

J. S. MURRAY,

S. R. HICKMAN.

---

Copies of this patent may be obtained for five cents each, by addressing the "Commissioner of Patents,  
Washington, D. C."

---