

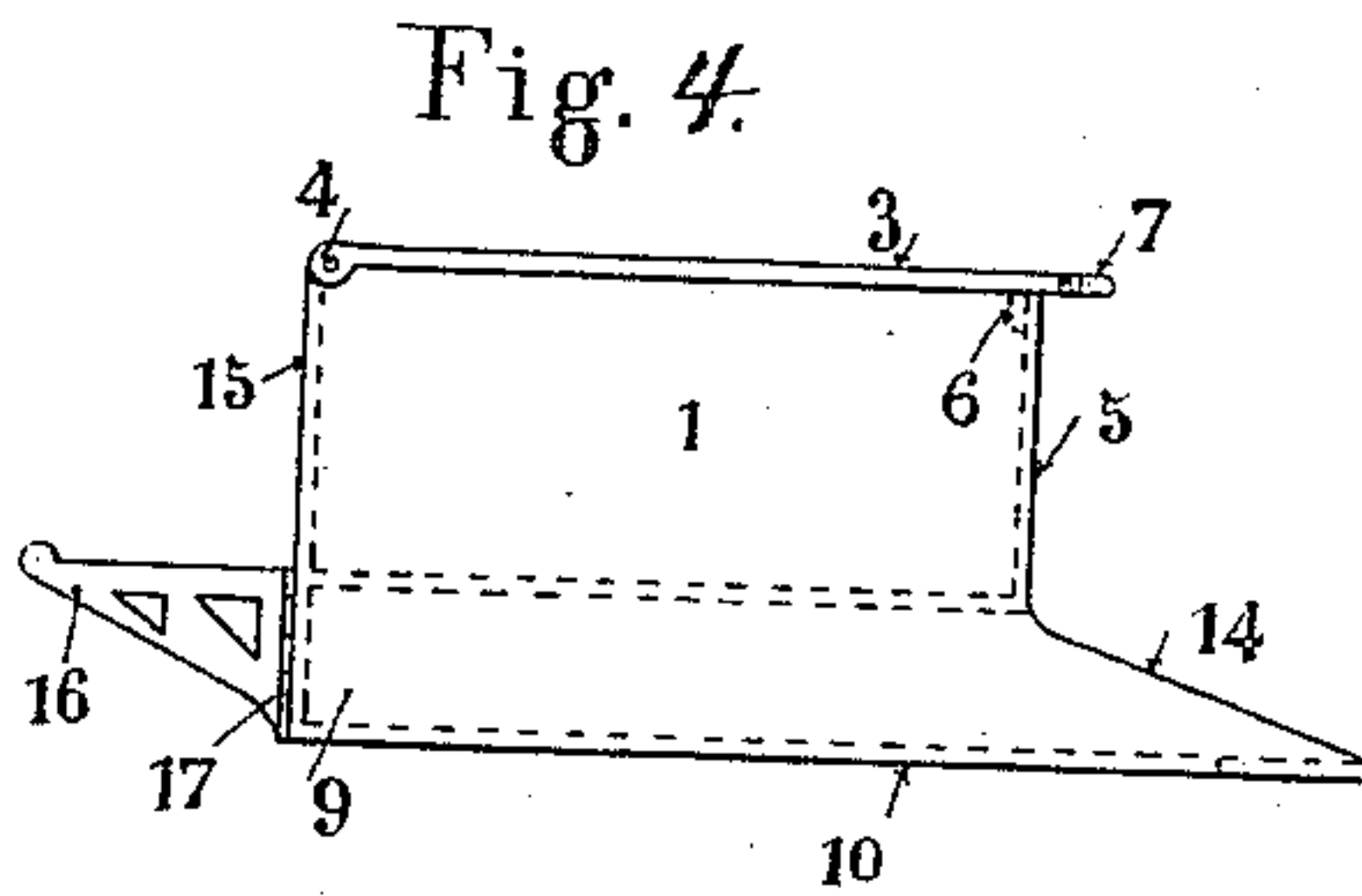
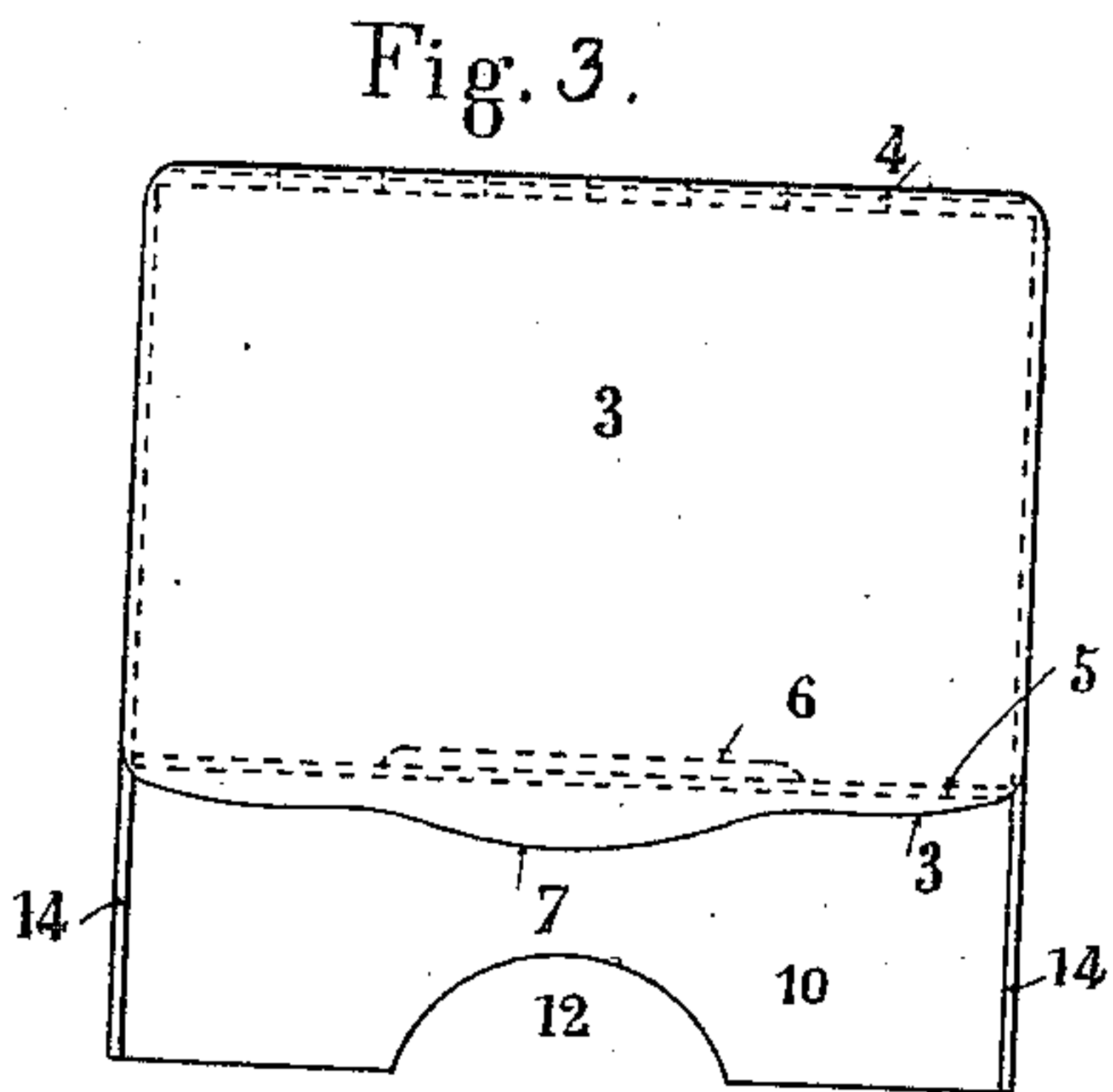
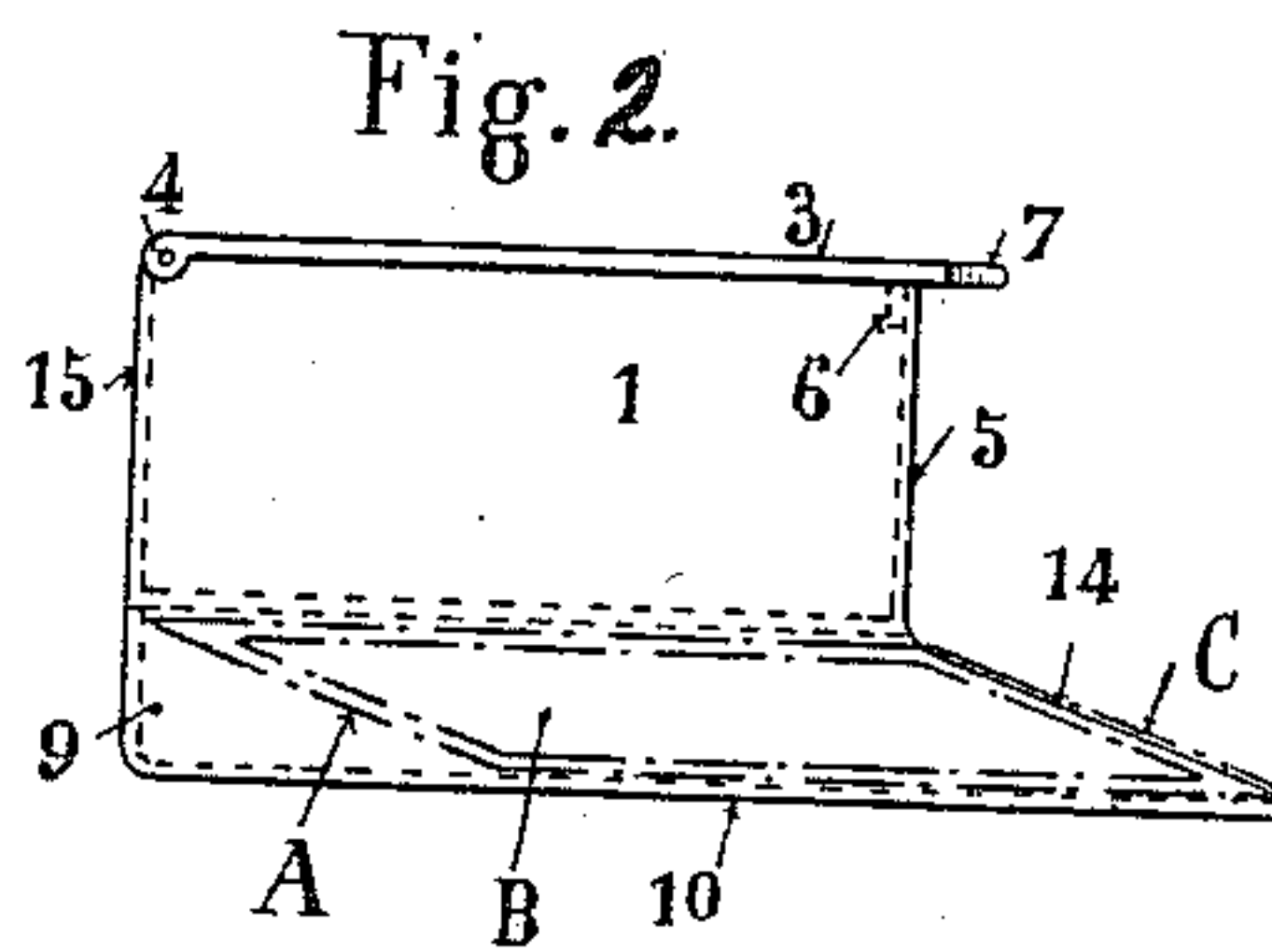
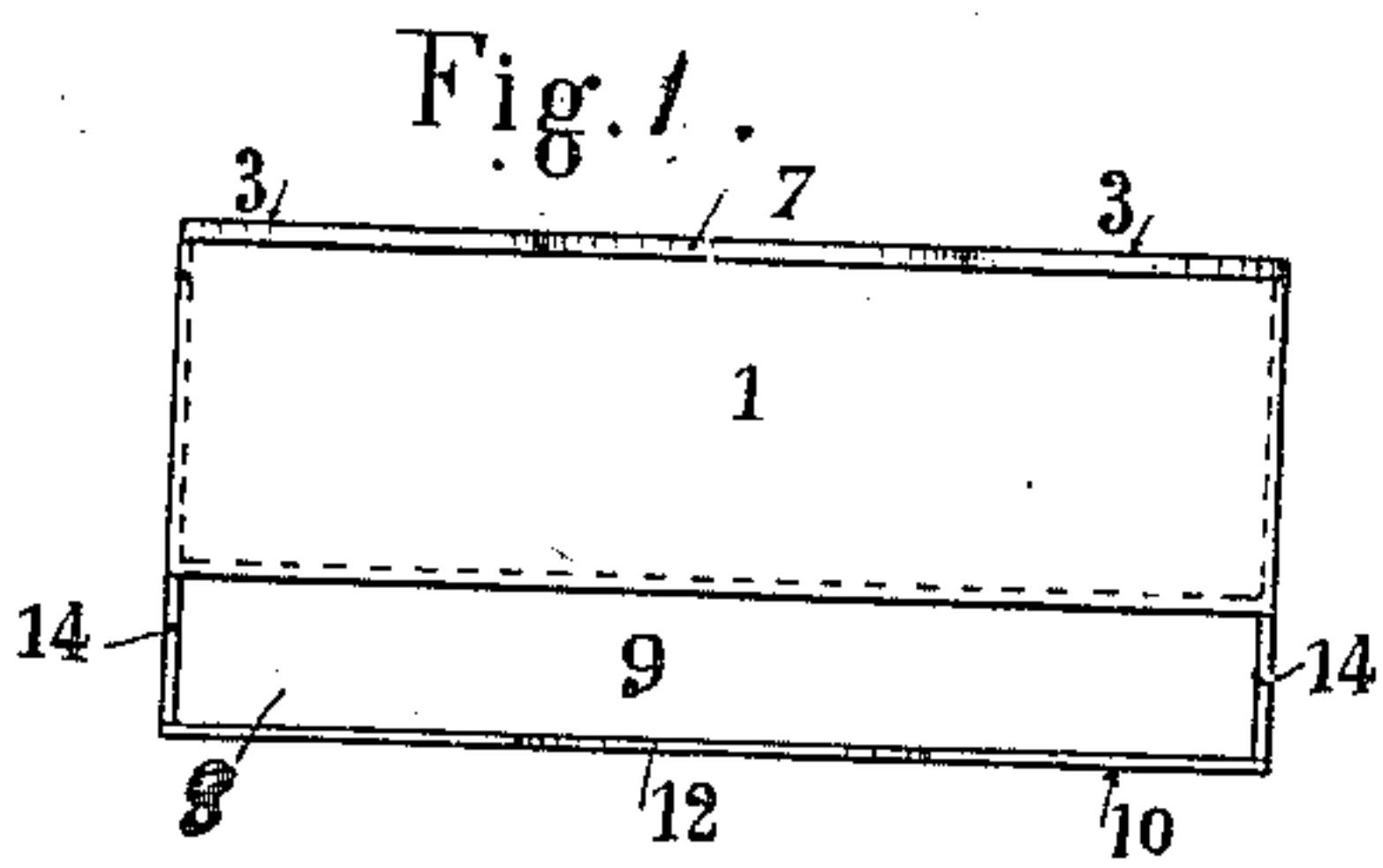
M. PÉTROCOCHINO.

MATCH BOX.

APPLICATION FILED NOV. 17, 1908.

995,558.

Patented June 20, 1911.



Witnesses:
Jn. H. Darg
W. H. Bailett

Inventor
Michel Petrocchino
By Wm E. Boulter
attorney

UNITED STATES PATENT OFFICE.

MICHEL PÉTROCOCHINO, OF PARIS, FRANCE.

MATCH-BOX.

995,558.

Specification of Letters Patent. Patented June 20, 1911.

Application filed November 17, 1908. Serial No. 463,001.

To all whom it may concern:

Be it known that I, MICHEL PÉTROCOCHINO, a subject of the Czar of Russia, residing at Paris, France, have invented certain new and useful Improvements in Match-Boxes, of which the following is a specification.

This invention relates to a table match-box receptacle which can be used for holding an ordinary Swedish match-box with a sliding drawer. This receptacle is provided with a rectangular cavity closed by a hinged cover and having the shape and the dimensions of an ordinary Swedish match-box, after the outer casing of the latter has been removed. Below the said rectangular cavity is a compartment or box. This compartment receives the outer casing of the match-box. The said casing when in position has, one of its faces, which are covered with the composition for rubbing the matches, accessible from the outside of the receptacle, and the said face projects outward at an angle with the wall of the upper cavity.

The receptacle can be made of metal, wood, leather or cardboard.

A construction of the table match-box receptacle according to this invention is illustrated in the accompanying drawing.

Figure 1 is an elevation of the said receptacle seen from the front, when the lower compartment is open. Fig. 2 is a side elevation of the said receptacle, and the dotted lines show the casing A of the match-box, slightly compressed and arranged in the compartment of the receptacle. Fig. 3 is a plan of the said receptacle. Fig. 4 is a side elevation of the receptacle showing one of the hinged arms with which said receptacle is provided, which arms are adapted to support an ash-tray.

This table match-box receptacle is constituted by a rectangular cavity 1, the dimensions and the volume of which are slightly greater than those of an ordinary Swedish match-box, for receiving the drawer of the match box filled with matches. This cavity is closed by a flat cover or lid 3 arranged on hinges 4, and the lid is provided with an inner projection 6 which fits tightly against the upper part of the wall 5. The cover or lid 3 is provided outside with a projecting

arc-shaped part 7 to facilitate raising the lid.

Below the match cavity 1 is a rectangular compartment 8 of the same width and length as the receptacle. This compartment is closed at the back by the wall 9, to the upper part of which is hinged the lid 3, and the compartment is open at the opposite side. The bottom 10 of the compartment projects outside beyond the front wall 5. The lateral walls of the said compartment also project outside with sloping edges 14. The bottom 10 is cut away in the center at 12, so as to facilitate the removal of the casing A of the Swedish match-box.

The casing A of the match-box, after having been removed from its box, is slightly compressed on a prismatic block B so that the lateral portions C of the said casing, covered with the rubbing surface, lie on the inclined planes of the block B. The casing A and the block B are then introduced into the compartment 8 of the table match box receptacle. When it is in place, the inclined plane provided with the rubbing surface, is level with the inclined faces of the edges 14.

The receptacle may be provided with two arms 16 (one of which is shown in Fig. 4) hinged at 17 to the face 15 of the receptacle and adapted to support a suitable ash-tray.

What I claim as my invention and desire to secure by Letters Patent is:—

In a table match-box receptacle the combination of a rectangular cavity or box, a flat cover or lid, hinged to the box, an arc-shaped projection on the front of said lid, a projection on the lower side of said lid adapted to engage with the front wall of the cavity, a compartment below the said cavity closed at the back and open in the front, walls to the compartment extending beyond the front wall of the cavity or box and provided with sloping front edges, and a bottom to said compartment.

In testimony whereof I have signed my name to this specification in the presence of two subscribing witnesses.

MICHEL PÉTROCOCHINO.

Witnesses:

ALBERT MAULVAULT,
DEAN B. MASON.