

P. A. SMITH.
PACKING FORM.
APPLICATION FILED NOV. 8, 1910.

993,562.

Patented May 30, 1911.

Fig. 6.

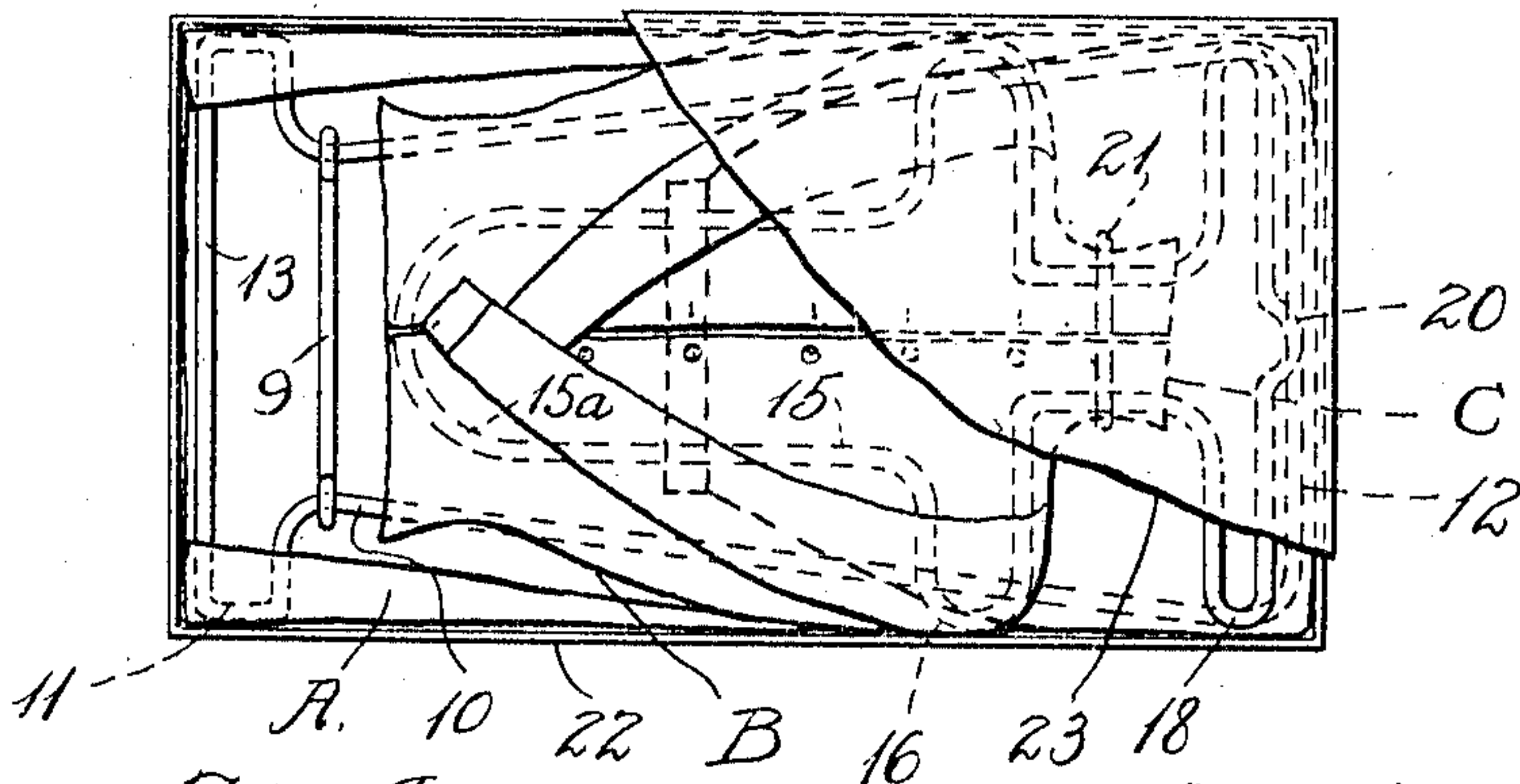


Fig. 4.

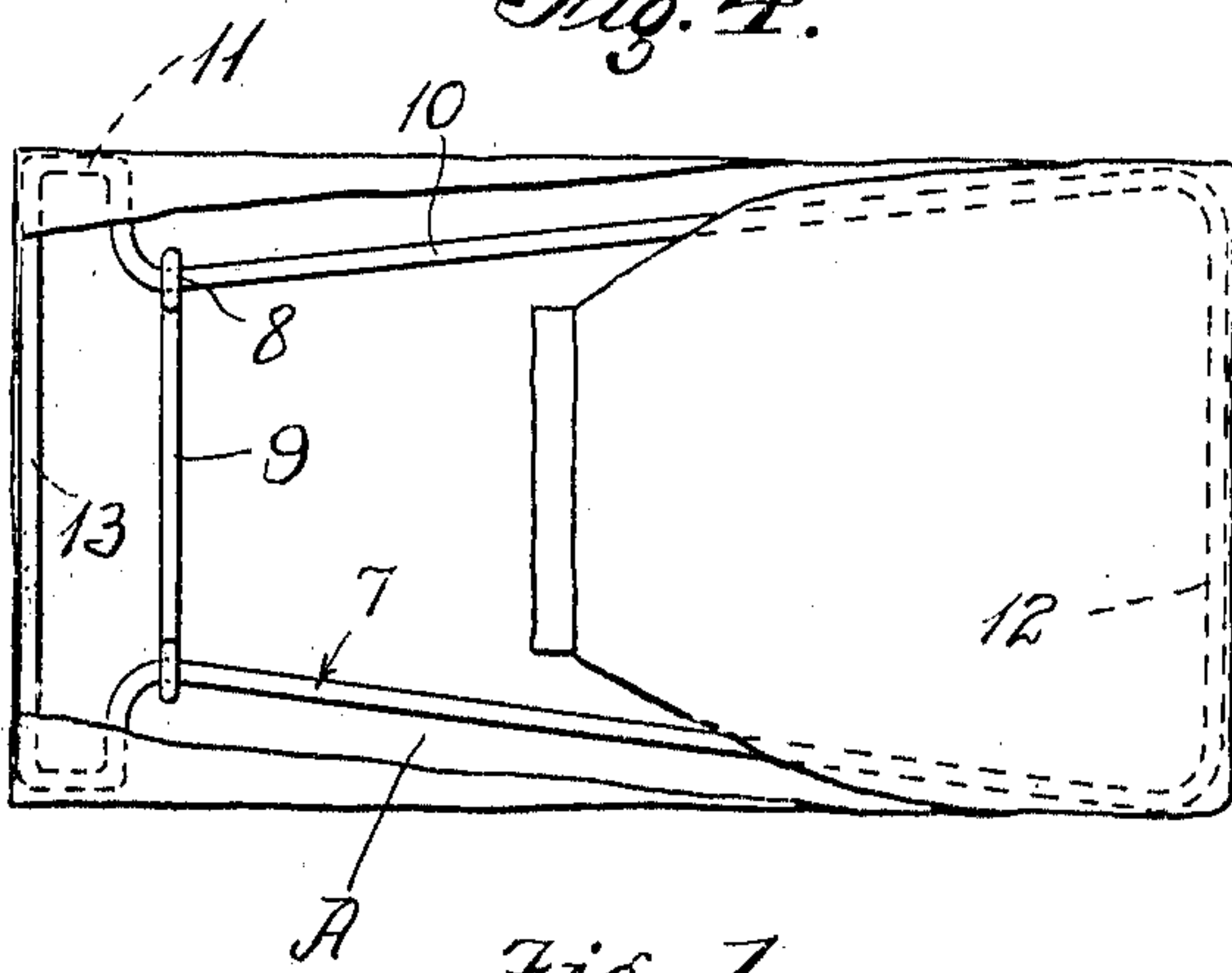


Fig. 5.

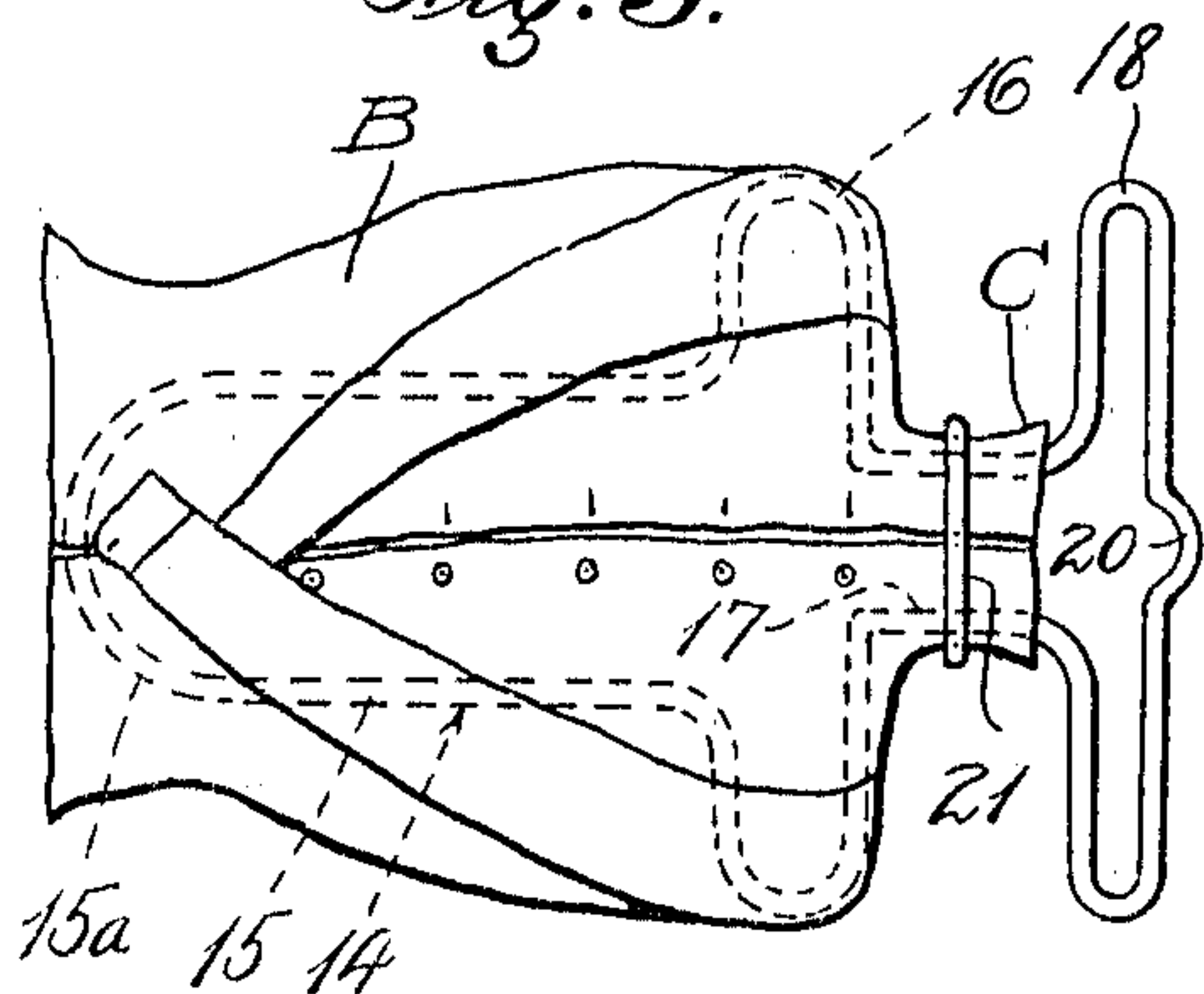


Fig. 1.

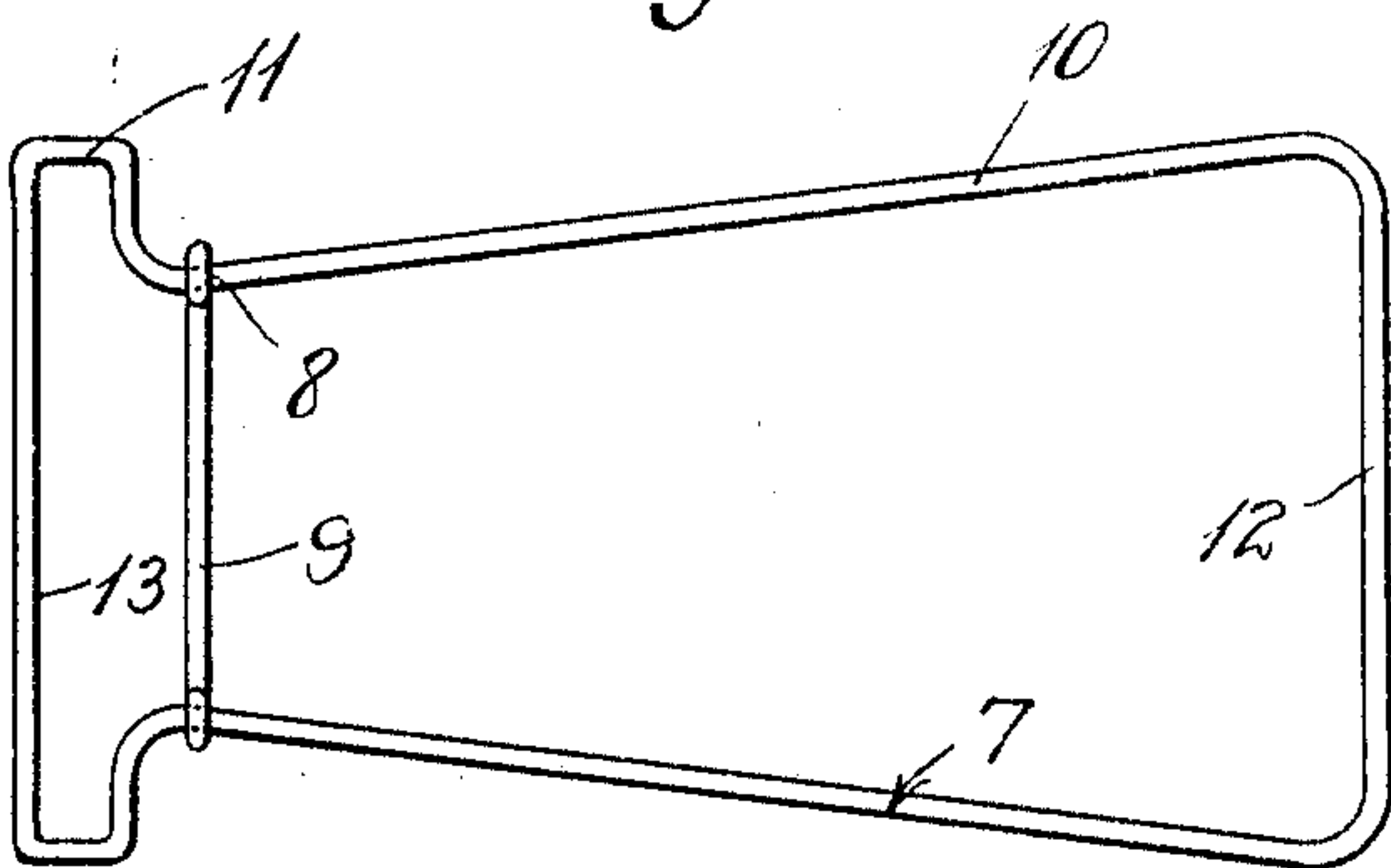


Fig. 2.

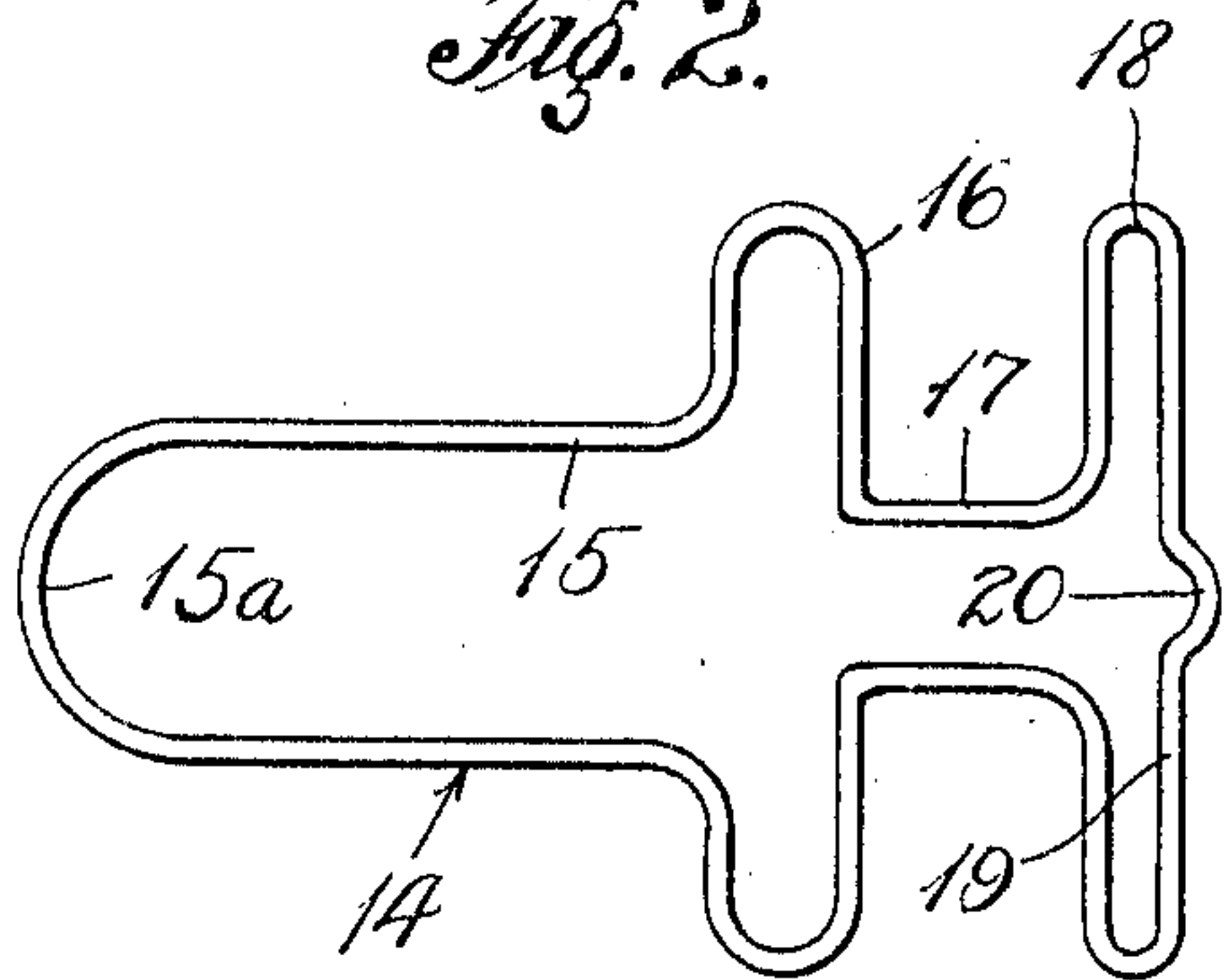


Fig. 3.

Witnesses.

E. R. Pollard

J. D. Ammen



Inventor:
Phoebe A. Smith

By *Edward H. Hulse*

Attys.

UNITED STATES PATENT OFFICE.

PHOEBE A. SMITH, OF LOS ANGELES, CALIFORNIA.

PACKING-FORM.

993,562.

Specification of Letters Patent.

Patented May 30, 1911.

Application filed November 8, 1910. Serial No. 591,313.

To all whom it may concern:

Be it known that I, PHOEBE A. SMITH, a citizen of the United States, residing at Los Angeles, in the county of Los Angeles, State of California, have invented new and useful Improvements in Packing-Forms, of which the following is a specification.

This invention relates to a device, the purpose of which is to hold garments in position when packed away in a box or case, and to prevent the garments from moving about within the box so as to become rumpled.

The object of the invention is to produce a structure of this class which is simple of construction and upon which the skirt and waist of a woman's suit may be folded before being placed in a box and which will hold the parts of the garment in the position in which they are placed and prevent them from becoming wrinkled.

In the drawing forming a part of the annexed specification, Figure 1 is a plan showing the skirt holder. Fig. 2 is a plan showing the holder for the waist. Fig. 3 is a side elevation showing a clip which is used in connection with the waist holder. Fig. 4 is a plan showing a skirt which is folded upon the skirt holder ready to be placed in the box or case. Fig. 5 is a view similar to Fig. 4 but showing the waist attached to the waist holder. Fig. 6 is a plan showing the skirt and waist applied to the forms and placed within the box or case, the cover of the same being broken away.

Referring more particularly to the parts and especially to Fig. 1, 7 represents the skirt holder which may be conveniently formed of stout wire as shown. The body of the skirt form is substantially rectangular but tapers slightly toward one end so as to form a reduced neck 8 at which a cross bar or brace 9 is placed which connects the side bars 10 of the device. Near this neck 8 the device is of large lateral width so as to form a foot 11 which comes adjacent to the lower edge of the skirt. In applying the skirt A to the frame the skirt is laid flat upon a table or horizontal support and the form is then laid upon it with the foot 11 disposed at the lower edge of the skirt. The sides of the skirt A are then folded in over the foot as shown and the upper section of the skirt is folded down over the wide end of the device so as to fold across the cross

bar 12 which connects the side bars 10 at the wide end. The foot 11 includes a transverse end bar 13 similar to the bar 12 and the width of the frame at the two ends is substantially the same and practically the same as the inner dimensions of the box in which the skirt is to be placed. This device is very conveniently formed of wire bent to the proper shape.

The waist holder which is shown in Fig. 2 is also adapted to be formed of a wire or bar and it comprises an elongated body 14 of substantially rectangular form presenting two side bars 15 which are parallel to each other and connected at their lower end by an integral bow 15^a. At one end of this rectangular body 15 the wire is bent laterally so as to form outwardly extending bifurcated arms 16, and beyond these arms 16 the wire is bent so as to form a neck 17 of reduced width and beyond this neck a laterally projecting head 18 is formed.

The head 18 projects at each side to substantially the same degree as the arms 16 and the transverse end bar which forms part of the head 18 is bent so as to form a loop 20 by means of which the device may be hung up if desired.

In applying the waist B to the waist-holder the waist is laid upon a table or horizontal support in an open position and the frame is laid upon it.

In Fig. 5 the frame is illustrated with a waist which opens down the front. When the frame has been laid on the waist the sides of the waist are then folded in so as to bring the shoulders over the arms 16 and the sleeves of the device are then folded down over the waist as shown. The neck C of the waist is then folded around the neck 17 and is secured if desired to the neck 17 by means of a spring clip 21 in the form of a staple which slides transversely over the neck of the garment to the neck 17.

After the skirt and waist have been applied to the forms as indicated, the forms are then laid in the box 22 as indicated in Fig. 6 and the cover 23 of the box is then placed in position.

The head 18 and the arms 16 are of substantially the same width as the interior of the box, which prevents the waist frame from slipping laterally after it is placed in the box. Likewise the skirt frame is of the same width and prevents the skirt from

slipping laterally. In this way the garment will be held neatly folded and rumpling will be prevented.

What I claim is:—

- 5 1. A packing form for ladies' dresses and the like, the combination with a packing box, of a wire frame having an extending head of substantially the same width as the interior of the packing box, said frame also
10 being provided with laterally extending arms, a reduced neck connecting said arms with said head, said neck adapted to receive the neck of a waist, a spring clip slidably mounted on said neck portion of said frame,
15 and an elongated wire frame adapted to hold a skirt of a dress, said frame being of substantially the same width as the interior of the packing box, said frame being of reduced width intermediate the ends thereof, substantially as described.

- 20 2. A packing form for ladies' dresses and

the like, the combination with a packing box, of a wire frame having an extending head of substantially the same width as the interior of the packing box, said frame also
25 being provided with laterally extending arms, a reduced neck connecting said arms with said head, said neck adapted to receive the neck of a waist, and an elongated wire frame adapted to hold a skirt of a dress,
30 said frame being of substantially the same width as the interior of the packing box, said frame being of reduced width intermediate the ends thereof, substantially as described.
35

In witness that I claim the foregoing I have hereunto subscribed my name this 1st day of November, 1910.

P. A. SMITH.

Witnesses:

F. D. AMMEN,
EDMUND A. STRAUSE.