

L. L. HINES.
NUT LOCK.
APPLICATION FILED JULY 30, 1910.

993,371.

Patented May 30, 1911.

Fig. 1.

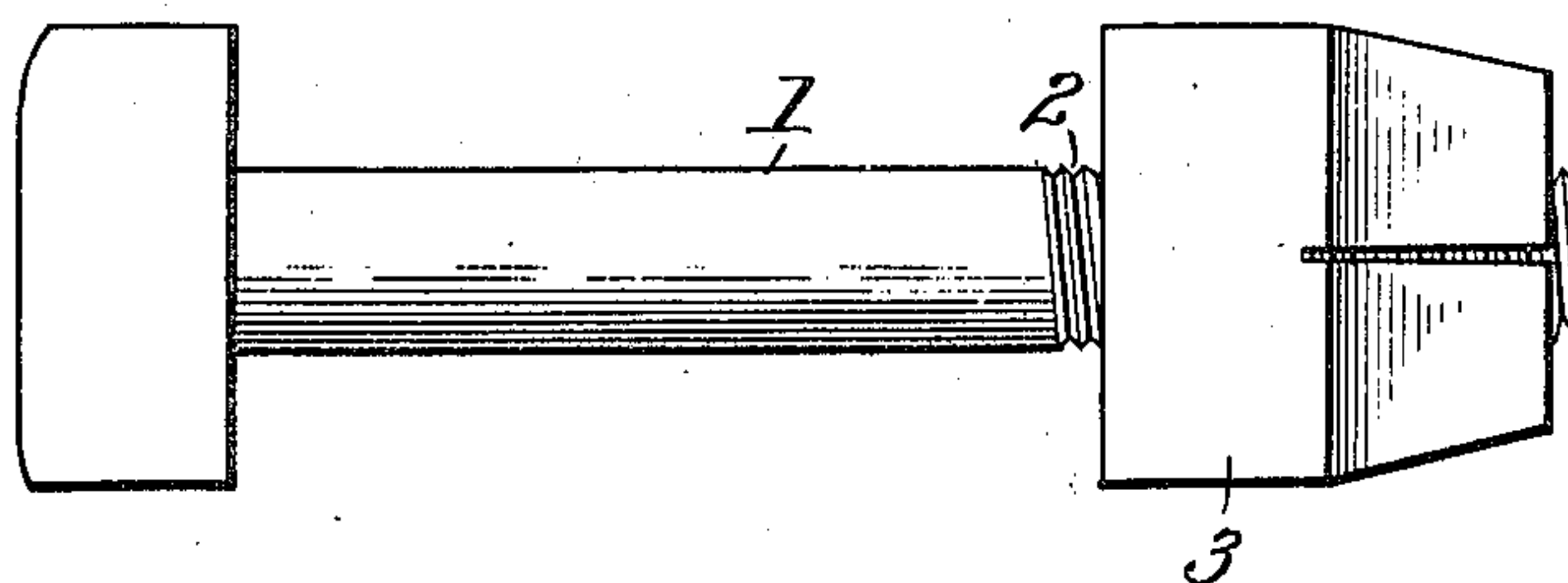


Fig. 2.




Fig. 3.

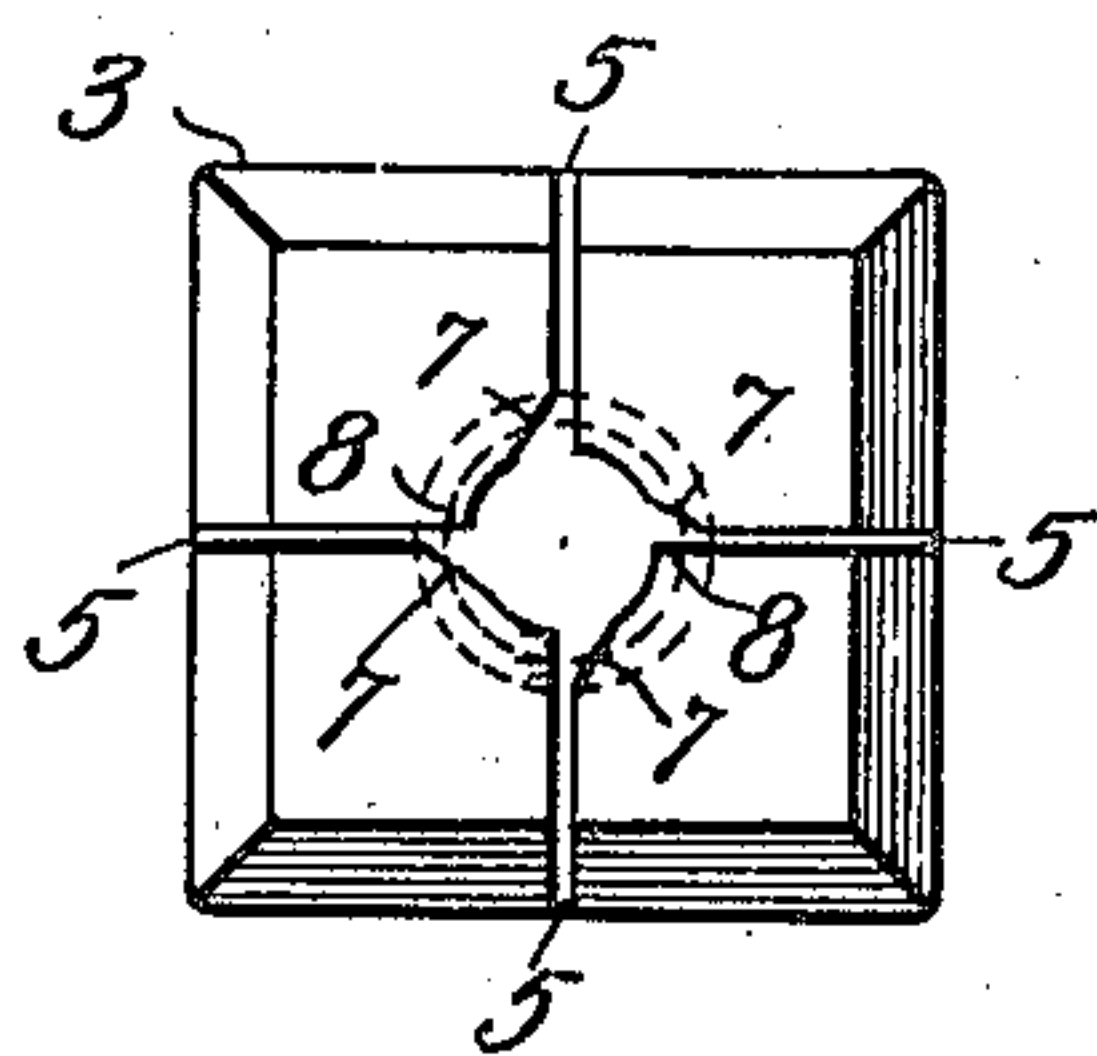


Fig. 4.

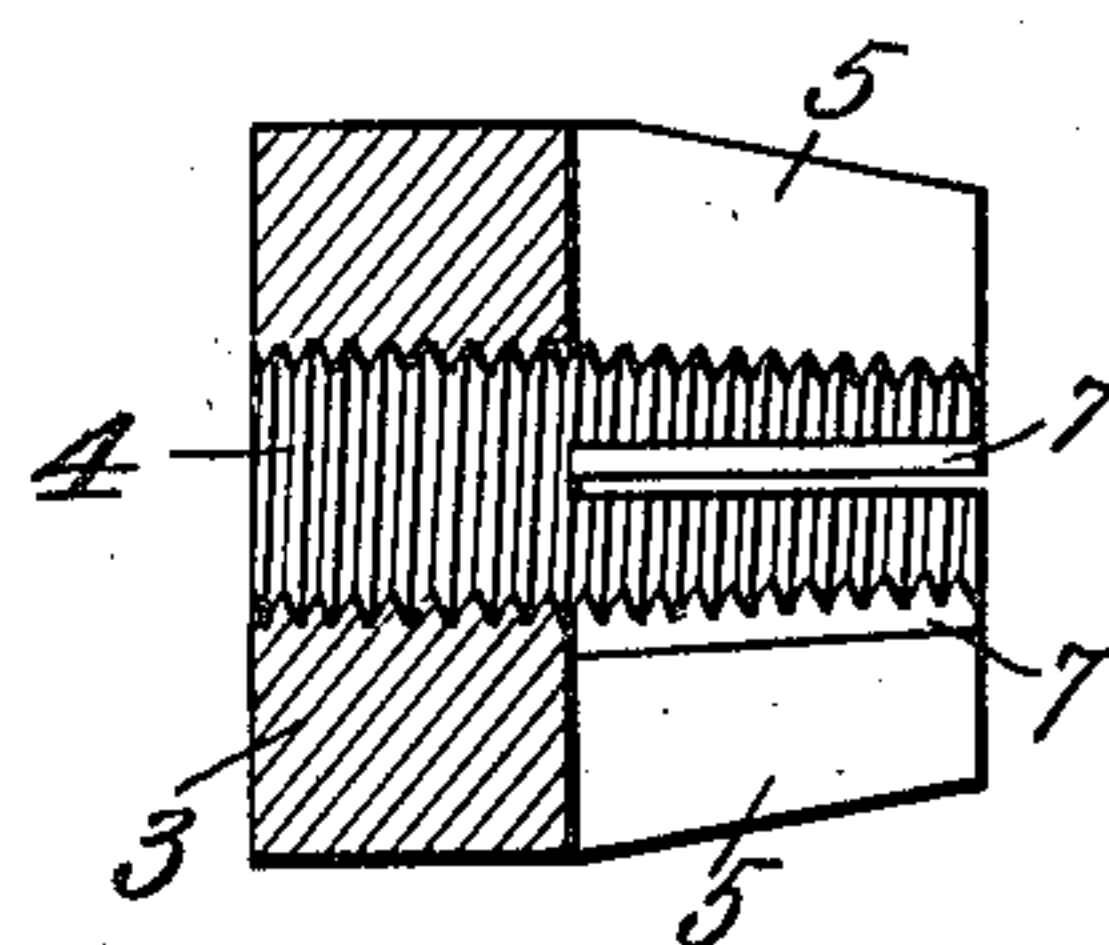
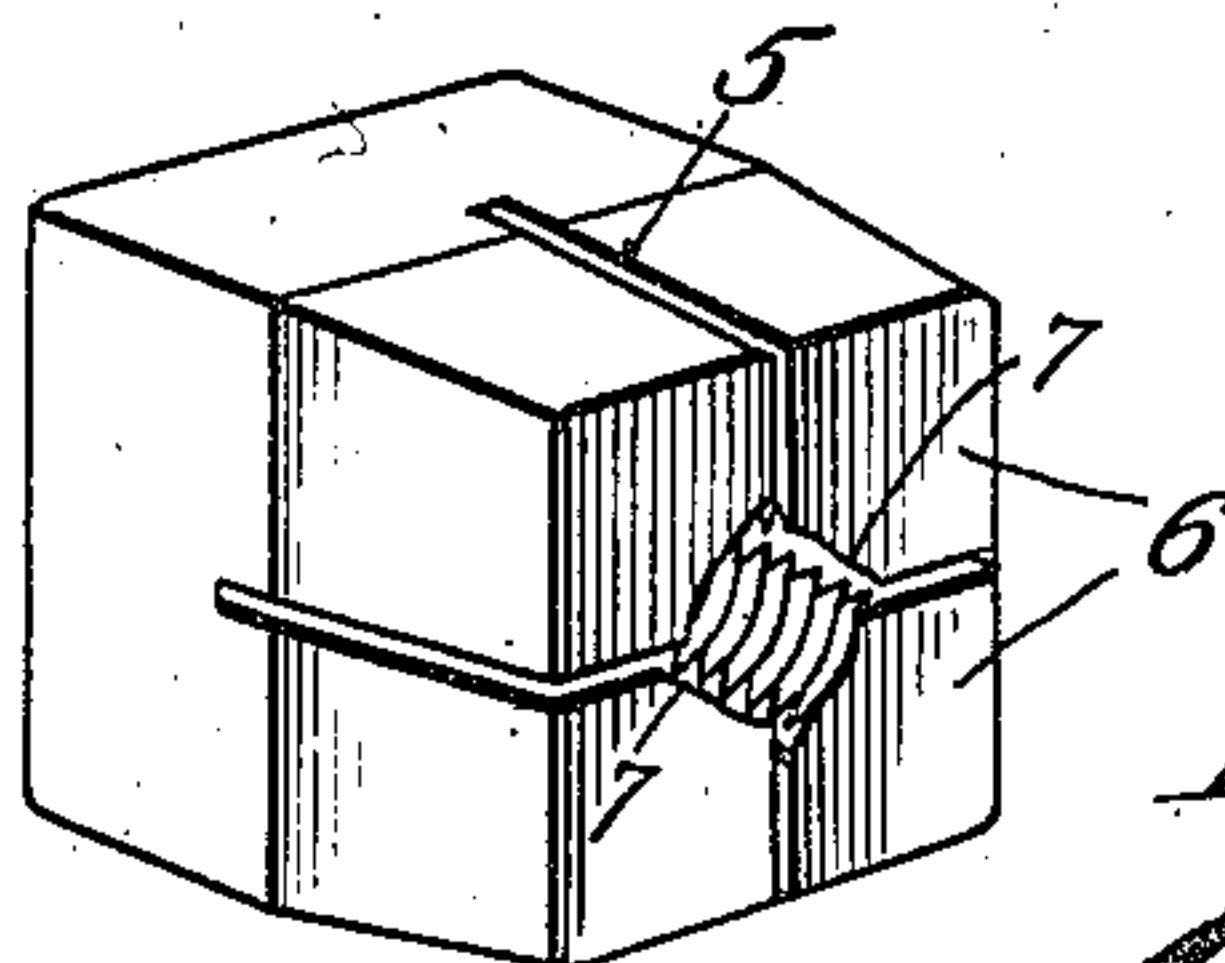


Fig. 5.



Inventor

Louis L. Hines.

Witnesses

C. M. Wacker.
R. O. Fischer.

By

[Signature]

Attorney

UNITED STATES PATENT OFFICE.

LOUIS L. HINES, OF JENA, LOUISIANA.

NUT-LOCK.

993,371.

Specification of Letters Patent.

Patented May 30, 1911.

Application filed July 30, 1910. Serial No. 574,723.

To all whom it may concern:

Be it known that I, LOUIS L. HINES, a citizen of the United States, residing at Jena, in the parish of La Salle and State of Louisiana, have invented certain new and useful Improvements in Nut-Locks, of which the following is a specification.

This invention relates to nut locks.

The object of the invention resides in the provision of a nut so formed that when it is once placed upon the bolt it has such binding action thereupon as to overcome possibility of accidental loosening of the nut with relation to the bolt.

With the above and other objects in view the present invention consists in the combination and arrangement of parts hereinafter more fully described, illustrated in the accompanying drawings, and particularly pointed out in the appended claims, it being understood that changes may be made in the form, proportion, size and minor details without departing from the spirit of the invention or sacrificing any of the advantages thereof.

In the drawings: Figure 1 is a side elevation. Fig. 2 is a longitudinal sectional view. Fig. 3 is a face view of the nut. Fig. 4 is a sectional view of the nut. Fig. 5 is a perspective view of the nut.

Referring now more particularly to the accompanying drawings the reference character 1 indicates a bolt of any suitable variety having one end screw threaded, as at 2, to receive my particular form of nut 3 which is provided with the usual screw threaded bore 4 and which at one end is slitted as at 5 to provide yieldable fingers 6, the nut, prior to application to the bolt having a bore which is wider at its inner end than at the outer end thereof as will be seen by reference to Fig. 4. The fingers being yieldable, however, they are spread when the nut is applied to a bolt and tightly engage the latter as will be hereinafter more fully explained. The end of the nut after the slits are formed may or may not be beveled. The inner surface of each finger 6 is beveled half way to the other end of the corresponding slit, as indicated at 7, the remaining portion of the inner surface of each finger being

screw threaded, as at 8, the beveled portion 7 of each finger resulting in the adjacent threaded surface of the adjacent finger being in the nature of a shoulder. By virtue of the beveled surfaces 7 of the fingers 6 the nut may be readily turned in one direction in the application thereof to a bolt but by virtue of the yieldable or spring like fingers 6 tightly engaging the bolt it is more difficult to turn the nut in the opposite direction because of the shouldered screw threaded portions 8 biting or binding tightly with relation to the threaded portion 2 of the bolt 1. The result is that the nut is not liable to accidental turning in a direction that would cause loosening of the nut with relation to the bolt.

It will thus be seen that I provide a substantial nut lock wherein but one nut is required and wherein to provide against unloosening of the bolt it is unnecessary to employ extraneous, independent, or separate locking means.

What is claimed is:

1. A nut comprising a body portion provided with a bore and which is slitted to provide fingers, the bore being normally tapered from the inner end to the outer end of said fingers, each finger on its inner surface provided with a shouldered threaded portion and a smooth beveled portion on each finger adjacent the shouldered threaded portion and which extends into the corresponding slit outwardly beyond the adjacent shoulder.

2. A nut comprising a body portion provided with a bore and which is slitted to provide comparatively long yieldable fingers, the bore being normally tapered from the inner end of the fingers to the outer end of the fingers, each finger on its inner surface being provided with a shouldered, concaved threaded portion and a smooth portion on each finger adjacent the shouldered threaded portion.

In testimony whereof I affix my signature in presence of two witnesses.

LOUIS L. HINES.

Witnesses:

F. G. RICHARDSON,
J. L. CLARK.