

F. A. KOPP.
HAT AND CAP BAND.
APPLICATION FILED SEPT. 8, 1910.

993,257.

Patented May 23, 1911.

Fig. 1




Fig. 2

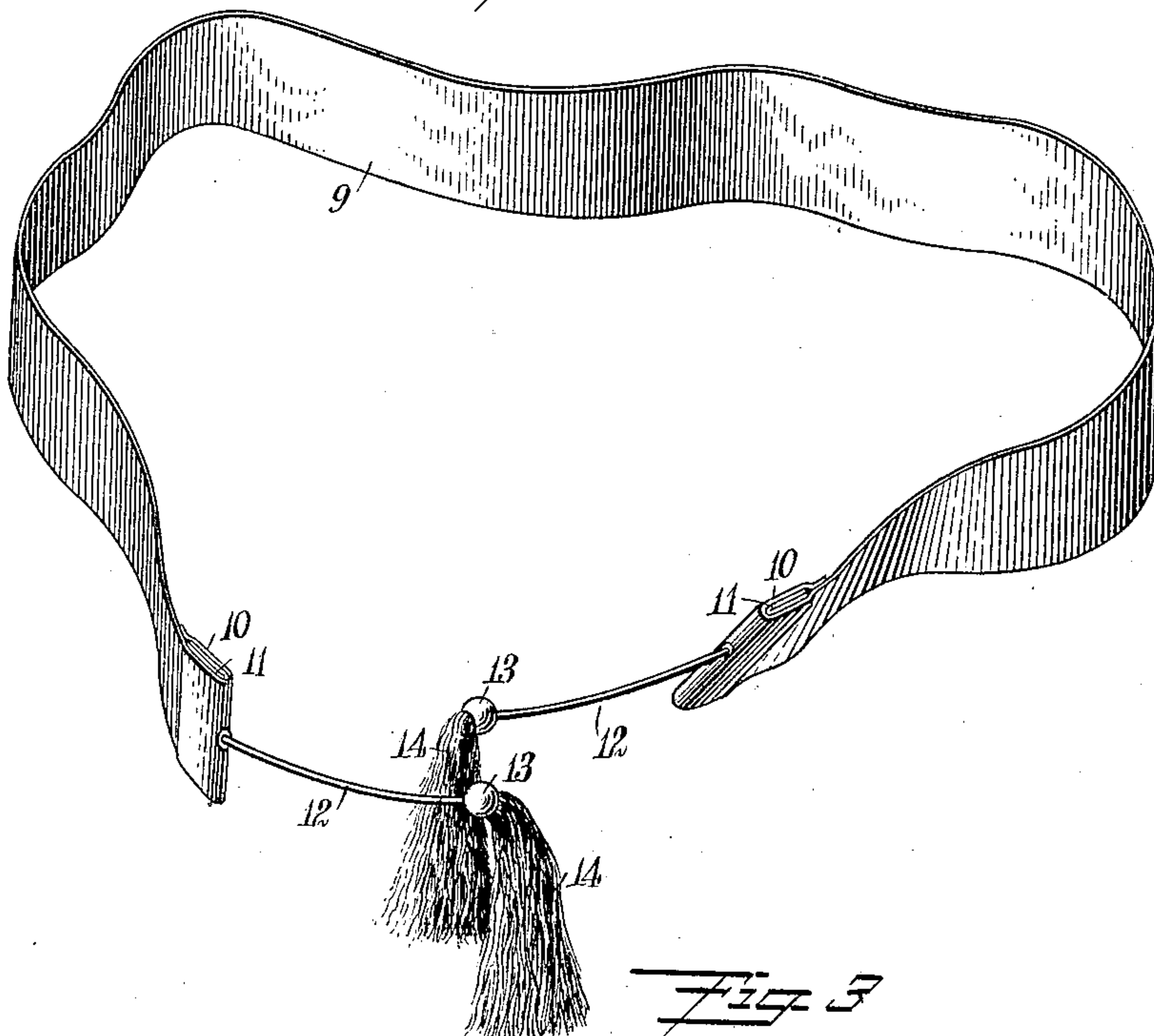
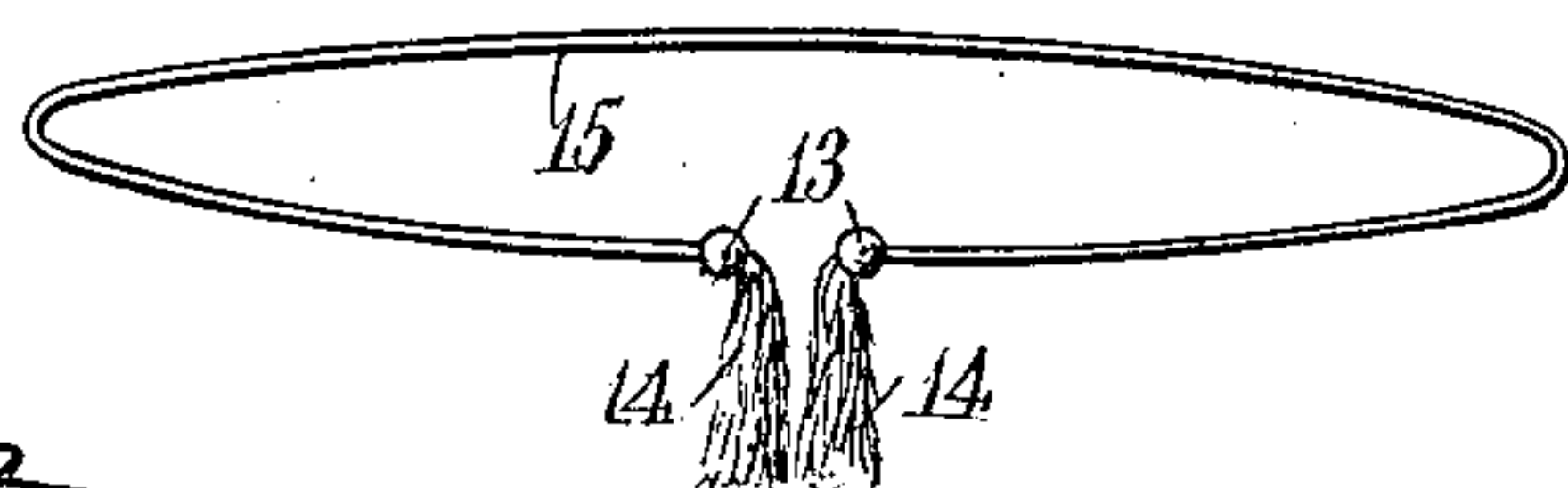


Fig. 3



WITNESSES:
E. G. Bromley,
C. J. Muddock

INVENTOR
Frank H. Kopp
BY *Mum & Co*
ATTORNEYS

UNITED STATES PATENT OFFICE.

FRANK A. KOPP, OF MIAMI, FLORIDA.

HAT AND CAP BAND.

993,257.

Specification of Letters Patent.

Patented May 23, 1911.

Application filed September 8, 1910. Serial No. 580,967.

To all whom it may concern:

Be it known that I, FRANK A. KOPP, a citizen of the United States, and a resident of Miami, in the county of Dade and State of Florida, have invented a new and Improved Hat and Cap Band, of which the following is a full, clear, and exact description.

Among the principal objects which the present invention has in view are: to provide a device for tightening and loosening the grip of a hat or cap upon the head of the wearer; and to provide an auxiliary band for tightening the holding grip of a hat or cap upon the head of the wearer.

One embodiment of the present invention is disclosed in the structure illustrated in the accompanying drawings, in which like characters of reference denote corresponding parts in all the views, and in which—

Figure 1 is a perspective view of a hat having applied thereto a band constructed and arranged in accordance with the present invention; Fig. 2 is a view of a band constructed in accordance with the present invention, the band being shown as removed from the hat; and Fig. 3 is a modified form of the invention.

The present invention is most suitable for application upon soft or yielding band hats. As shown in the drawings the type is that which is known as a railroad Stetson hat. The hat is equipped with the usual band 8, and is in all other respects constructed as is common to hats of this description.

The present invention is designed to permit an excess pressure to be at times applied to the hat to cause the same to hold more tightly upon the head of the wearer. For this purpose an auxiliary band 9 is provided, which may be constructed of any suitable material, that shown in the drawings being a flexible silk band. The ends 10, 10 of the band 9 are overturned upon sheet metal folded tabs 11, 11. The tabs 11, 11 are provided with flexible wire extensions 12, 12. For purposes of ornamentation the extensions 12, 12 are provided at the ends with knobs 13, 13 and tassels 14, 14. The extensions 12, 12 are disposed to be wrapped each upon the other, as shown in Fig. 1 of the drawings, the wrapping

serving to draw upon the band 9 to tighten the same upon the head of the wearer. When the band 9 is in position the gap or space between the ends thereof carrying the tabs 11, 11 is such as to allow for suitable play in tightening the said band.

In Fig. 3 of the drawings I have shown a modified form of the invention, wherein there is substituted for the band 9 a continuous wire 15, the ends whereof are provided with the knobs 13 and tassels 14, as above described with reference to the extensions 12, 12 of the band 9.

When not in use the band 9 may be loosened and removed from the hat and carried in the pocket, if desired; or the same may be loosened upon the hat and allowed to there remain. When the wearer of a hat having applied thereto a band of the character described passes into a locality where the wind is liable to blow the hat from his head, a few turns of the twisted extensions 12 to wrap the same upon each other serves to tighten the grip of the hat upon the head to prevent the hat from being blown therefrom. Having passed the locality thus guarded against, a turn or two of the extensions 12 in the unwinding direction relieves the pressure upon the head.

I desire it to be understood that while I have described and shown my invention as applied to a hat, it is equally well adapted to caps.

Having thus described my invention, what I claim as new and desire to secure by Letters Patent is:—

As an article of manufacture, a hat band, comprising a flexible fabric strip of non-stretchable material; and a plurality of metal tabs each having a metal wire-like extension fixedly mounted on said tabs and extended therefrom, one of said tabs being securely mounted in each end of said strip, the ends of said extensions being ornamented.

In testimony whereof I have signed this specification in the presence of two subscribing witnesses.

FRANK A. KOPP.

Witnesses:

ROBERT F. SCOFFERN,
ROSCOE M. PARKER.