

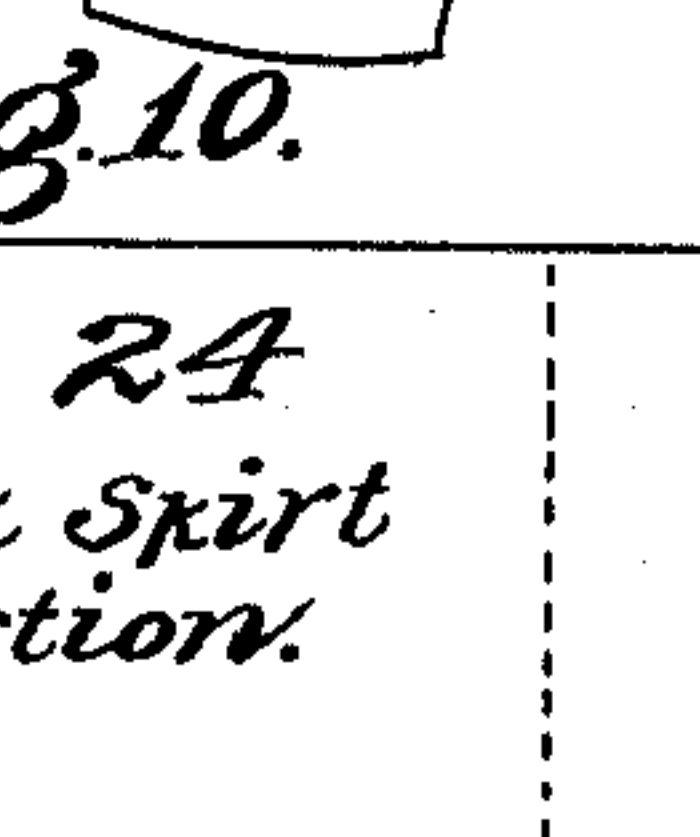
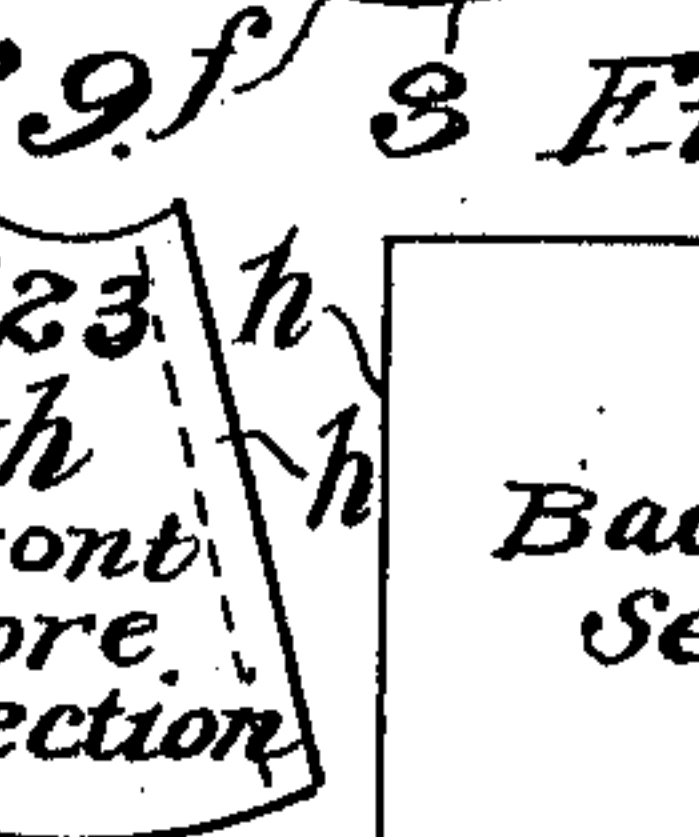
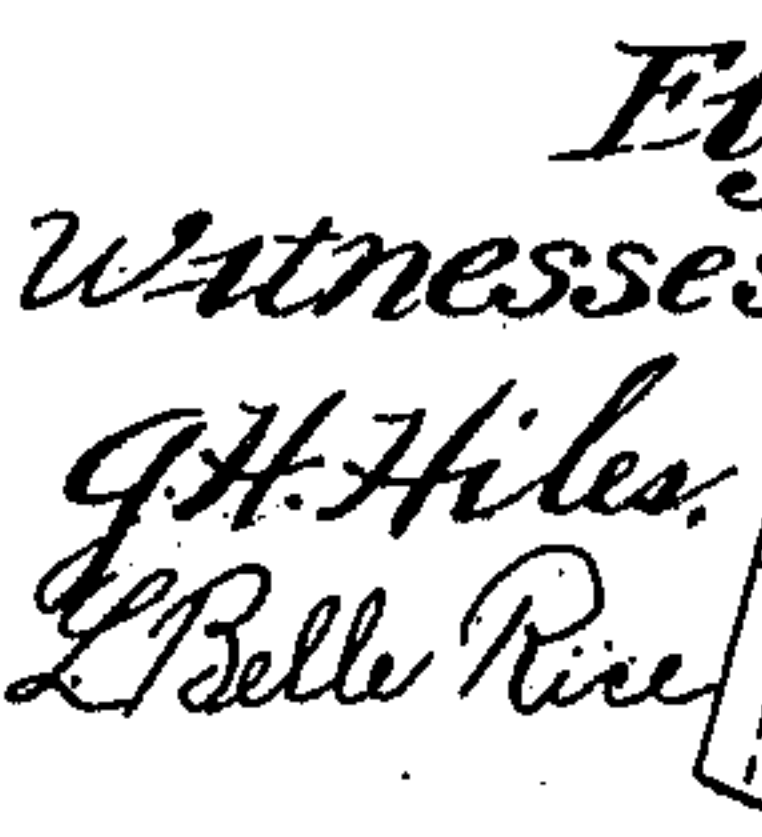
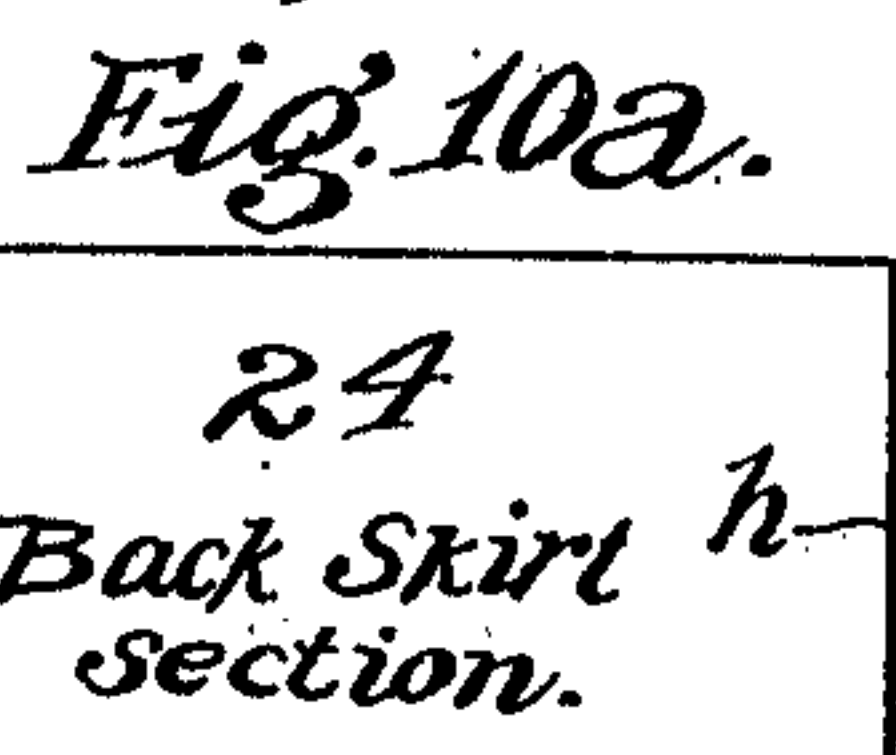
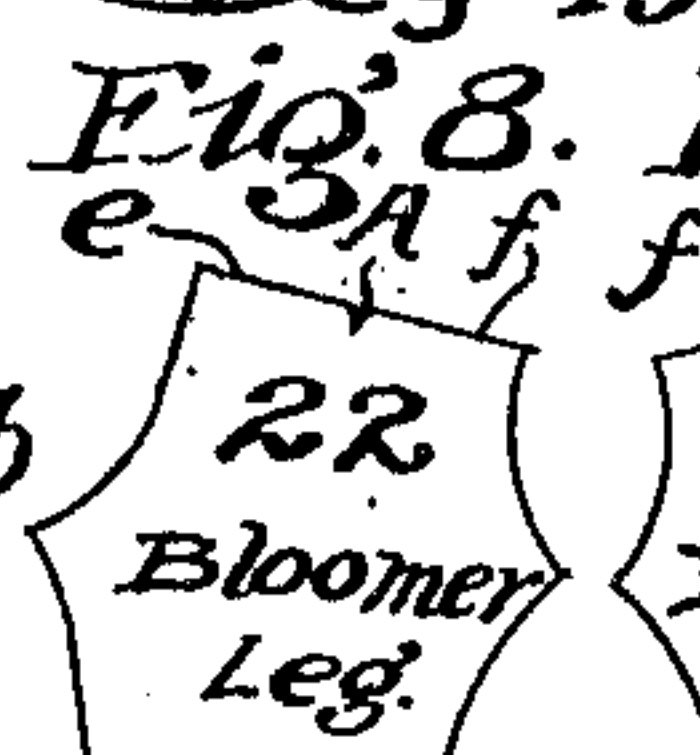
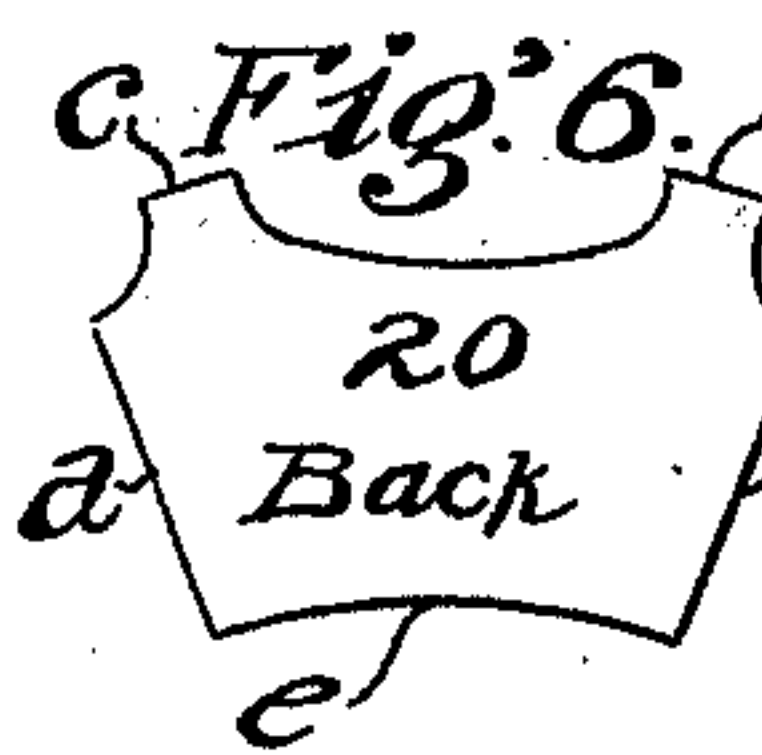
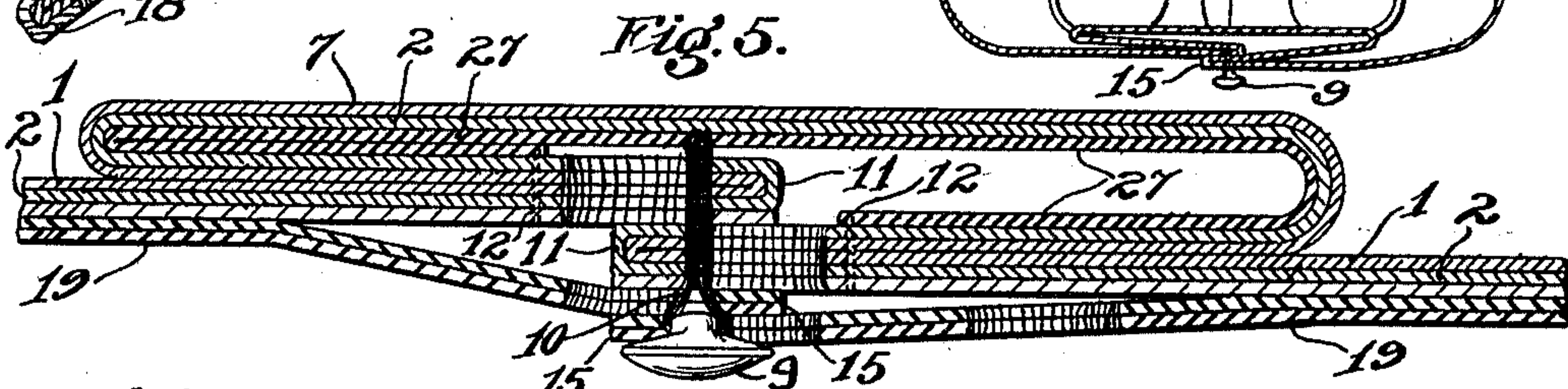
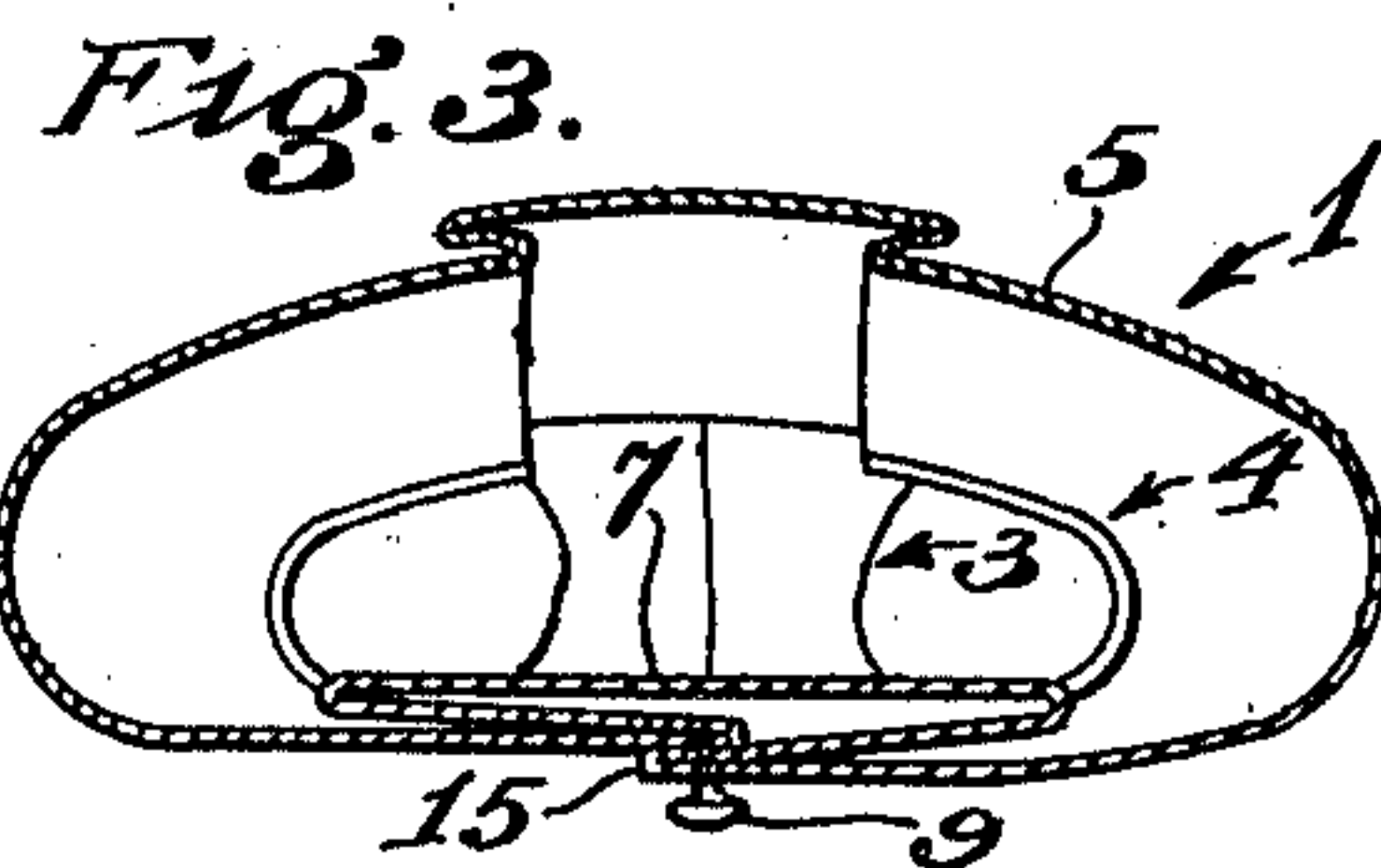
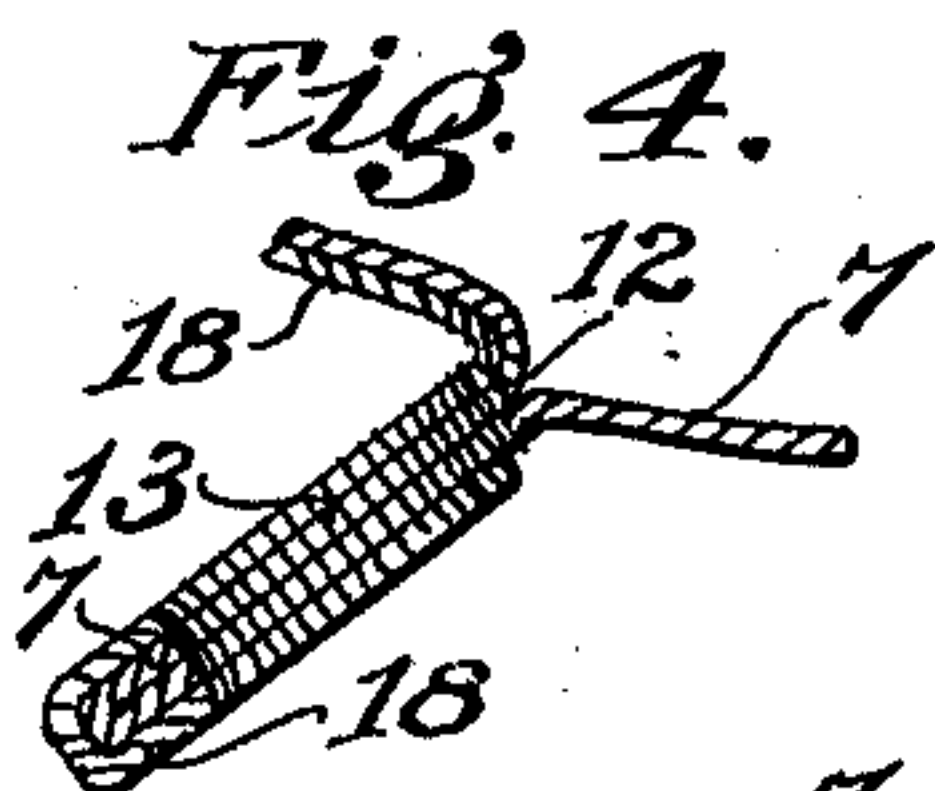
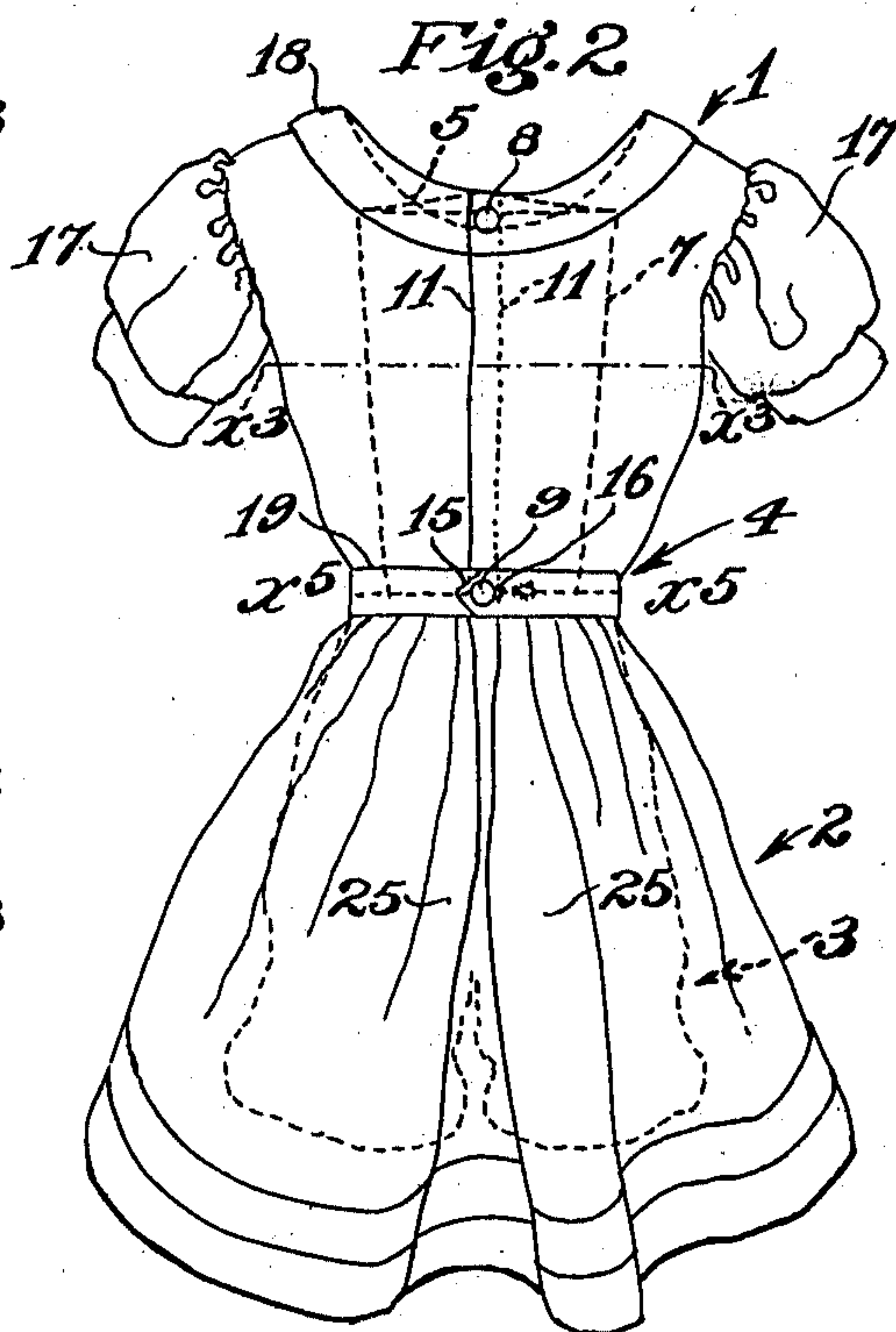
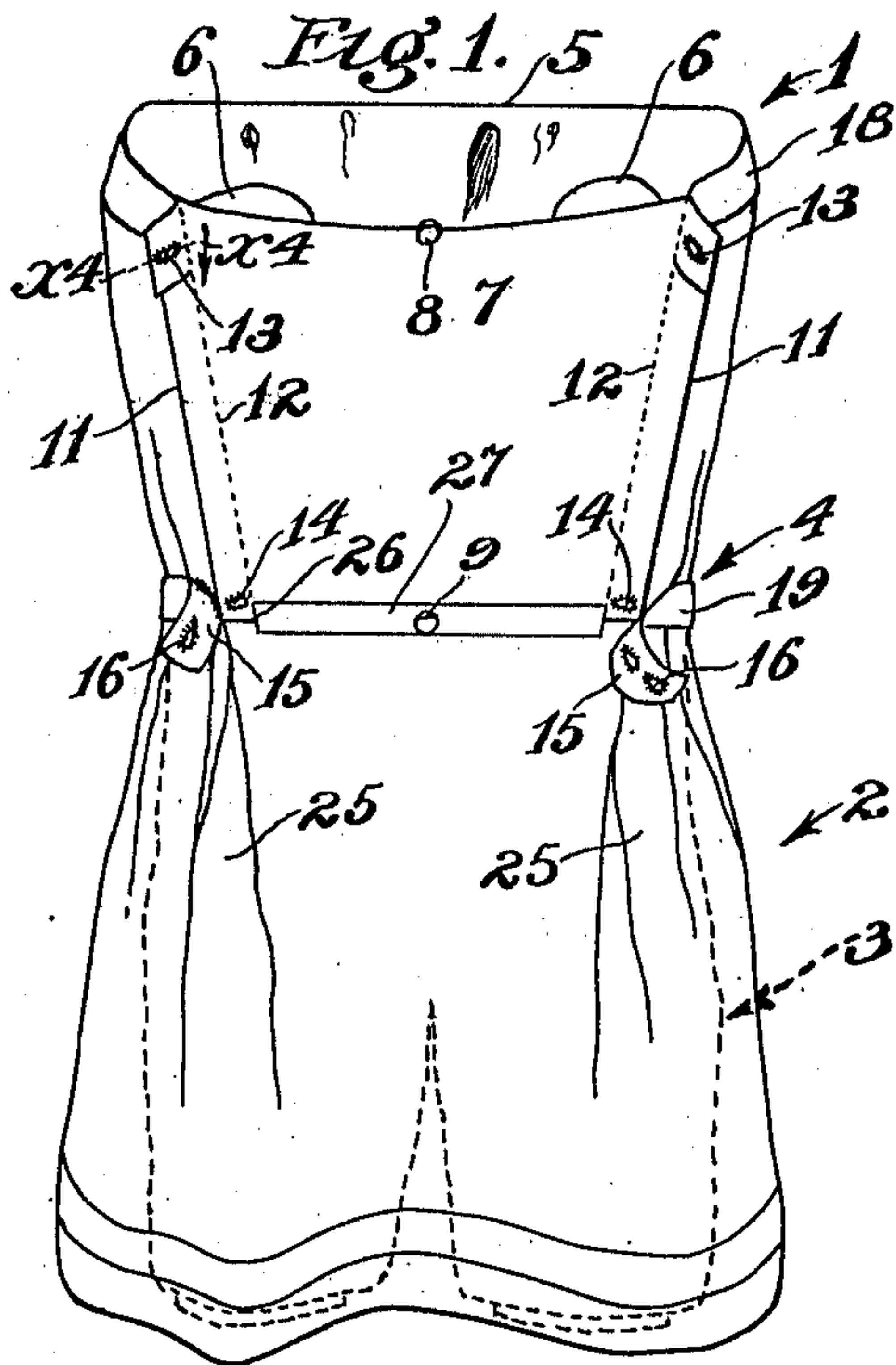


H. C. ROUTERY.  
LADY'S AND MISS'S GARMENT.  
APPLICATION FILED JUNE 23, 1910.

990,201.

Patented Apr. 18, 1911.



Witnesses  
J. H. Hiles  
L. Belle Rice

Fig. 9  
23  
Front  
Gore  
section

Fig. 10  
24  
Back Skirt  
Section.

Fig. 10  
24  
Back Skirt  
Section.

Inventor:  
Herbert C. Routery.  
By James R. Townsend  
his Atty.



# UNITED STATES PATENT OFFICE.

HERBERT C. ROUTERY, OF LOS ANGELES, CALIFORNIA, ASSIGNOR TO MYERS MANUFACTURING COMPANY, INC., OF LOS ANGELES, CALIFORNIA, A CORPORATION OF CALIFORNIA.

LADY'S AND MISS'S GARMENT.

990,201.

Specification of Letters Patent.

Patented Apr. 18, 1911.

Application filed June 22, 1910. Serial No. 568,386.

*To all whom it may concern:*

Be it known that I, HERBERT C. ROUTERY, a citizen of Great Britain, having declared my intention of becoming a citizen of the United States, residing at Los Angeles, in the county of Los Angeles and State of California, have invented a new and useful Lady's and Miss's Garment, of which the following is a specification.

This invention relates to a utility garment which is adapted to give freedom to the person wearing the same and may be used as a bathing suit, a gymnasium suit, a general housework and athletic suit, and also for children's and misses' school dresses.

The objects of the invention are simplicity and economy in construction and manufacture and superior ease and comfort and hygienic character.

The invention may be embodied in various forms.

The accompanying drawings illustrate the invention in one of the forms in which it may be employed.

Figure 1 is a perspective view of the garment open ready to be donned. Fig. 2 is a perspective view of the garment closed as worn. Fig. 3 is a plan section on line  $x^3$ , Fig. 2, the folds being spread to avoid confusion of lines. Fig. 4 is a sectional detail on line  $x^4$ , Fig. 1. Fig. 5 is a fragmentary section on line  $x^5$ , Fig. 2. The thickness of the material from which the garment is made is exaggerated in the sections. Figs. 6, 7, 8, 8<sup>a</sup>, 9, 10 and 10<sup>a</sup>, represent patterns for seven principal pieces; Fig. 6 being the back of the waist, Fig. 7 the front of the waist, Figs. 8, and 8<sup>a</sup>, the bloomer legs, Fig. 9 the front gore section and Figs. 10 and 10<sup>a</sup>, the main skirt pieces.

On the views of the patterns like lower case letters are applied to those sections of the pattern edges that are to be sewed together and the notches A in the pattern edges indicate the points of separation between the designated sections.

The garment comprises a waist 1, a skirt 2 and bloomers 3, having a single waist band 4 at the waist line and being united to form a one piece garment. The front width 5 of the waist may be constructed in any desirable manner to give the required fullness or fit to the garment, and the arm holes 6 are

located in the usual way between the front and the back width 7.

At the middle of the back width at the collar and the waist line are two middle fastening devices 8, 9, preferably in the form of buttons fastened by a long flexible fastener 10, which is preferably formed of long threads by which the buttons are sewn to the back width; the purpose of the long threads being to enable the button to pass through the several thicknesses of material as hereinafter specified.

Equidistant from the middle fastening devices 8, 9, are two folds 11 formed by rows 12 of stitches in the back width and extending from waist line to collar. At the upper and lower ends of said folds are provided button holes 13 and 14 to button over the buttons 8, 9, when the garment is closed as shown in Fig. 2. The ends 15 of the waist band 4 are also provided with button holes 16 buttoned on the belt button 9 over the folds 11 when the fold button holes 14 have been secured.

The bloomer legs 3, skirt 2, and waist 1 are formed of a plurality of pieces united by stitching, not shown, to form what is technically known as a one piece garment.

The garment may be provided with sleeves 17, neck trimmings 18, and belt 19 of any desired material and construction.

When the garment is unfastened at the fastening devices 8, 9, 13, 14 and 16 it may be opened at the neck and waist line so that the garment may be drawn up over the hips and shoulders of the person and then may be folded together and fastened by said fastening devices in the form and manner shown in Figs. 2 and 5. When open, the garment is of practically uniform width from neck to waist.

The main portion of the garment shown in Figs. 1 and 2 may be made of the main pieces illustrated in Figs. 6, 7, 8, 8<sup>a</sup>, 9, 10 and 10<sup>a</sup>, there being a single waist back-width 20, single waist front-width 21, two bloomer legs 22, a single front skirt gore 23 and duplicate back skirt sections 24. These parts may be united in accordance with the dressmaker's art.

The back skirt sections 24 will be provided with inverted plaits 25 equidistant from the center line of the back skirt section to form downward continuations of the



plaits formed by the folds 11. Preferably the seam 26 joining the waist and skirt is covered and strengthened by a reinforcing strip 27 across the back or inverted plait section.

By the construction shown the folds that allow the garment to expand when unfastened are all brought to the back where they will not oppress or encumber the breast or arms and the garment is without any orifice liable to expose any portion of the body intended to be covered thereby.

I claim:—

1. A garment comprising a waist the back width of which is provided with a central and two side fastening devices at the neck and also at the waist; said back width of the waist being adapted to fold for the purpose of connecting the side fastening devices with the central fastening devices when the garment is closed, and the fold between the side fastening devices being adapted when open to enlarge the opening for the purpose of allowing the garment to be drawn onto the person from below.

2. A garment comprising a waist, bloom-

ers and a skirt; the waist and skirt being foldable at the back, and the waist being provided at the sides with folds extending from waist line to collar and fastening devices to fasten the folds together and to the middle of the back width of the garment; and a waist band, the ends of which are adapted to be fastened at the back.

3. A garment comprising a waist, bloomers and skirt; the waist being adapted to open at the top to admit the person of the wearer, the bloomers and skirt depending from and united to the waist at the waist line, the bloomers and waist being foldable at the back to fit the person of the wearer, means at the neck to hold the waist folded to fit the wearer, and means at the waist line to hold the waist, bloomers and skirt in folded position to fit the waist of the wearer.

In testimony whereof, I have hereunto set my hand at Los Angeles California this 9th day of June 1910.

HERBERT C. ROUTERY.

In presence of—

JAMES R. TOWNSEND,  
L. BELLE RICE.

---

Copies of this patent may be obtained for five cents each, by addressing the "Commissioner of Patents, Washington, D. C."

---