

A. W. SCHAEFER.
BAGGAGE TAG.
APPLICATION FILED APR. 16, 1909.

989,297.

Patented Apr. 11, 1911.

Fig: 1.

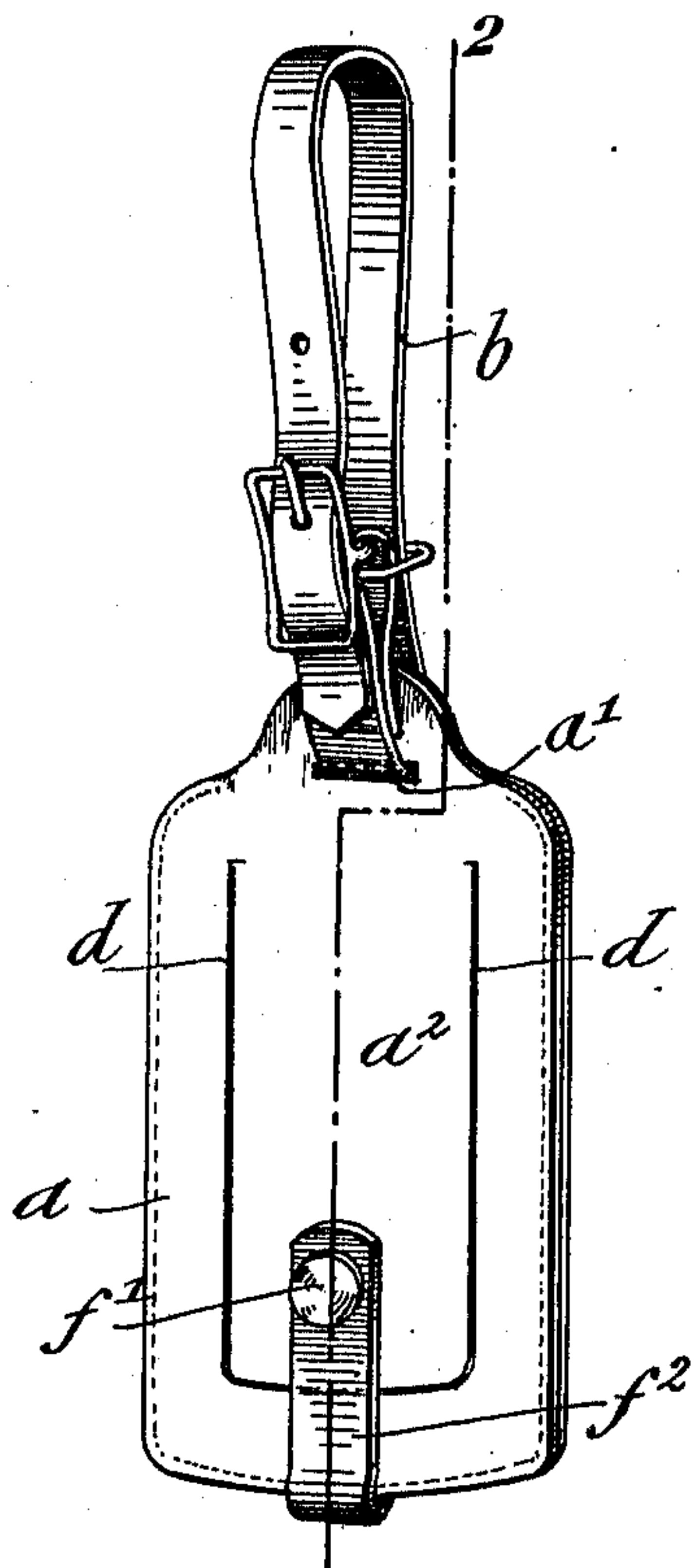


Fig: 2.

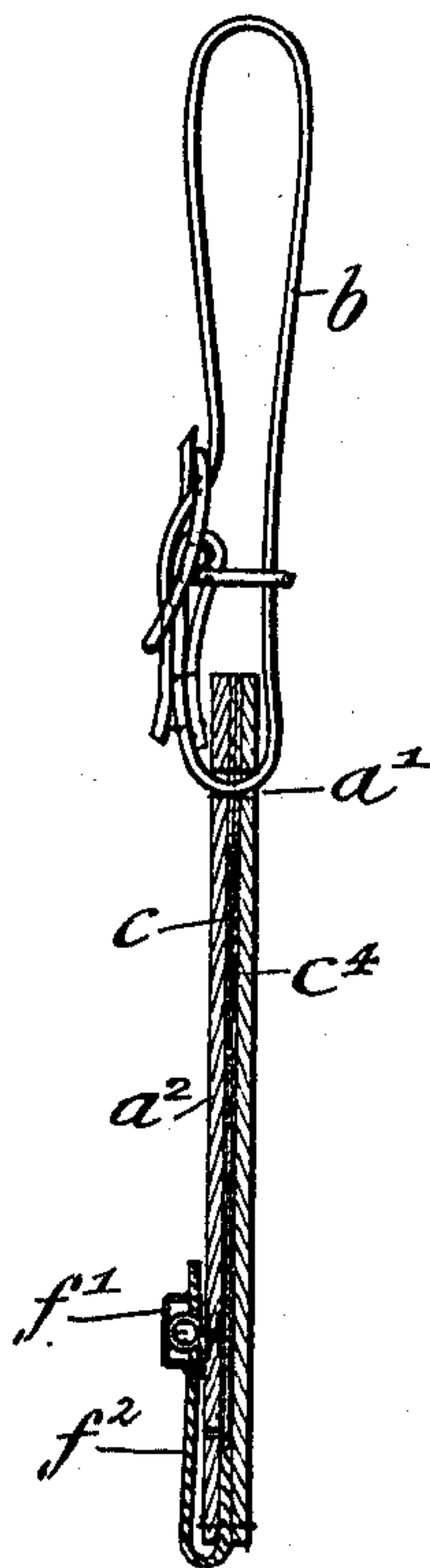
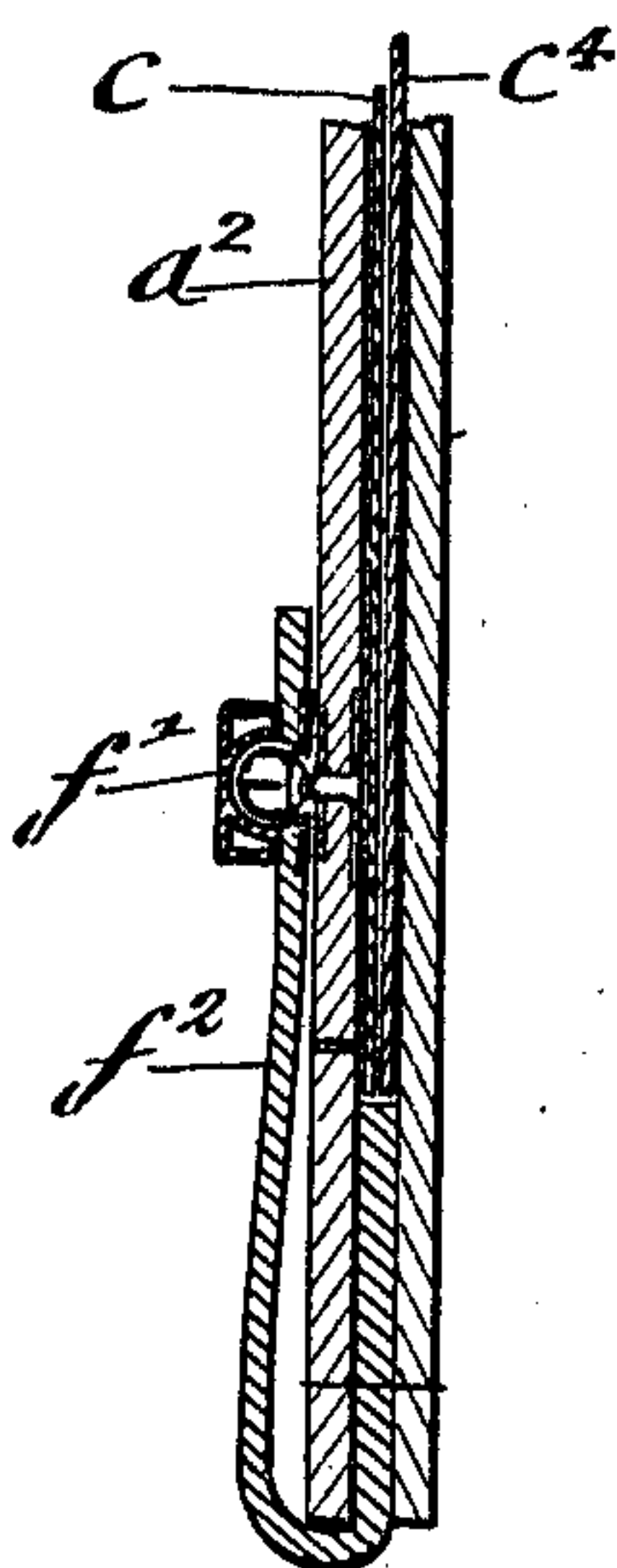


Fig: 3.



Witnesses:
John Murtagh
J. A. Cook.

Inventor
August W. Schaefer
By his Attorneys
Gomer Cooper

UNITED STATES PATENT OFFICE.

AUGUST W. SCHAEFER, OF NEW YORK, N. Y.

BAGGAGE-TAG.

989,297.

Specification of Letters Patent.

Patented Apr. 11, 1911.

Application filed April 16, 1909. Serial No. 490,293.

To all whom it may concern:

Be it known that I, AUGUST W. SCHAEFER, a citizen of the United States of America, residing in New York, in the borough of Brooklyn, county of Kings, and State of New York, have invented certain new and useful Improvements in Baggage-Tags, of which the following is a specification.

This invention relates to baggage-tags which are used in connection with satchels, trunks, etc., for indicating the name of the owner by a card placed in the same.

The ordinary well-known baggage-tags having an opening in which a card with the name of the owner is placed, are objectionable as they disclose the name of the owner of the satchel, trunk, etc. This leads frequently to annoying incidents in traveling.

The object of this invention is to improve the well-known baggage-tags in use by providing means for covering up the open name-disclosing portion in such a manner that it is kept closed while the baggage is in transit but that it can be readily opened for identification, and providing an efficient and economical means for fastening the covering means.

For these purposes the invention consists of a baggage tag which is provided with a frame having an opening, a closing flap extending over the opening, and a strap stitched at one end between the layers of said frame and having at its free end a snap fastener by which it is fastened to the flap.

In the accompanying drawings, Figure 1 represents a perspective view of my improved baggage-tag, showing one means of closing the name-covering flap of the same, Fig. 2 is a transverse vertical sectional view taken substantially on line 2, 2, Fig. 1, and Fig. 3 is an enlarged view similar to Fig. 2.

Similar letters of reference indicate corresponding parts throughout the different figures.

Referring to the drawings, a represents the frame of the baggage-tag. The frame is composed of two layers, which are stitched together by a line of stitches at the sides and lower end, but open at the upper end. The upper end is made tapering and provided

with registering slots a^1 through which a strap b , which is applied to the bag trunk or other article, is passed, the strap being provided with a tongue, buckle and link for holding the strap together. At the inside of the frame of the tag is interposed, between the two layers of the same, a celluloid layer c on which the name of the owner may be written, or preferably below which the card c^1 of the owner may be placed, so as to indicate the ownership of the bag, satchel, trunk, etc. If the card be used, the layer c of celluloid is transparent. Instead of leaving the tag open at the front-part, a slit d , of U- or other shape, is cut into the face-layer of the frame a so as to form a flap a^2 integral with the face-layer at the upper end, which flap serves to cover the layer of celluloid and the card back of the same, said flap a^2 being retained in position by means of an ordinary clasp-button f applied to the end of the flap a^2 , over which a closing spring-button f^1 is placed which button is attached to a small strap f^2 which is stitched in or fastened with a rivet between the two layers of the frame a , as shown clearly in Fig. 3.

Having thus described my invention, I claim as new and desire to secure by Letters Patent:

A baggage-tag comprising a face layer having a slot cut in its intramarginal portion forming a face opening and a cover frictionally fitting therein, a back layer registering with the face layer, a fastening strap having its inner end disposed between the lower edges of the layers, marginal stitches through the bottom and side edges of said layers and through said inner end of the strap, a clasp button at the free end of said cover, a spring button at the free end of the strap and adapted to receive said clasp button, and an imperforate card between said layers.

In testimony, that I claim the foregoing as my invention, I have signed my name in presence of two subscribing witnesses.

AUGUST W. SCHAEFER.

Witnesses:

PAUL GOEPEL,
H. J. SUHRBIER.