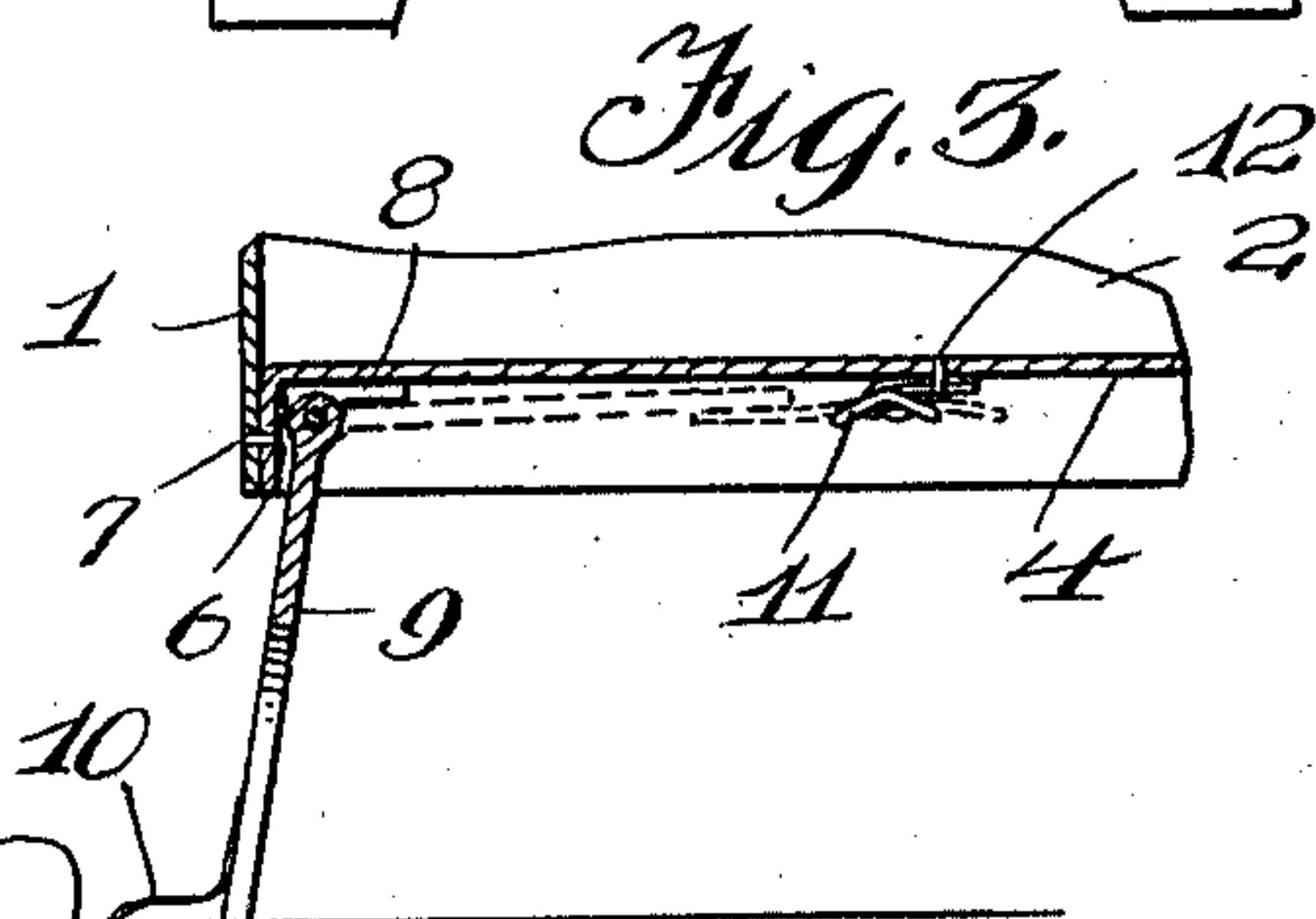
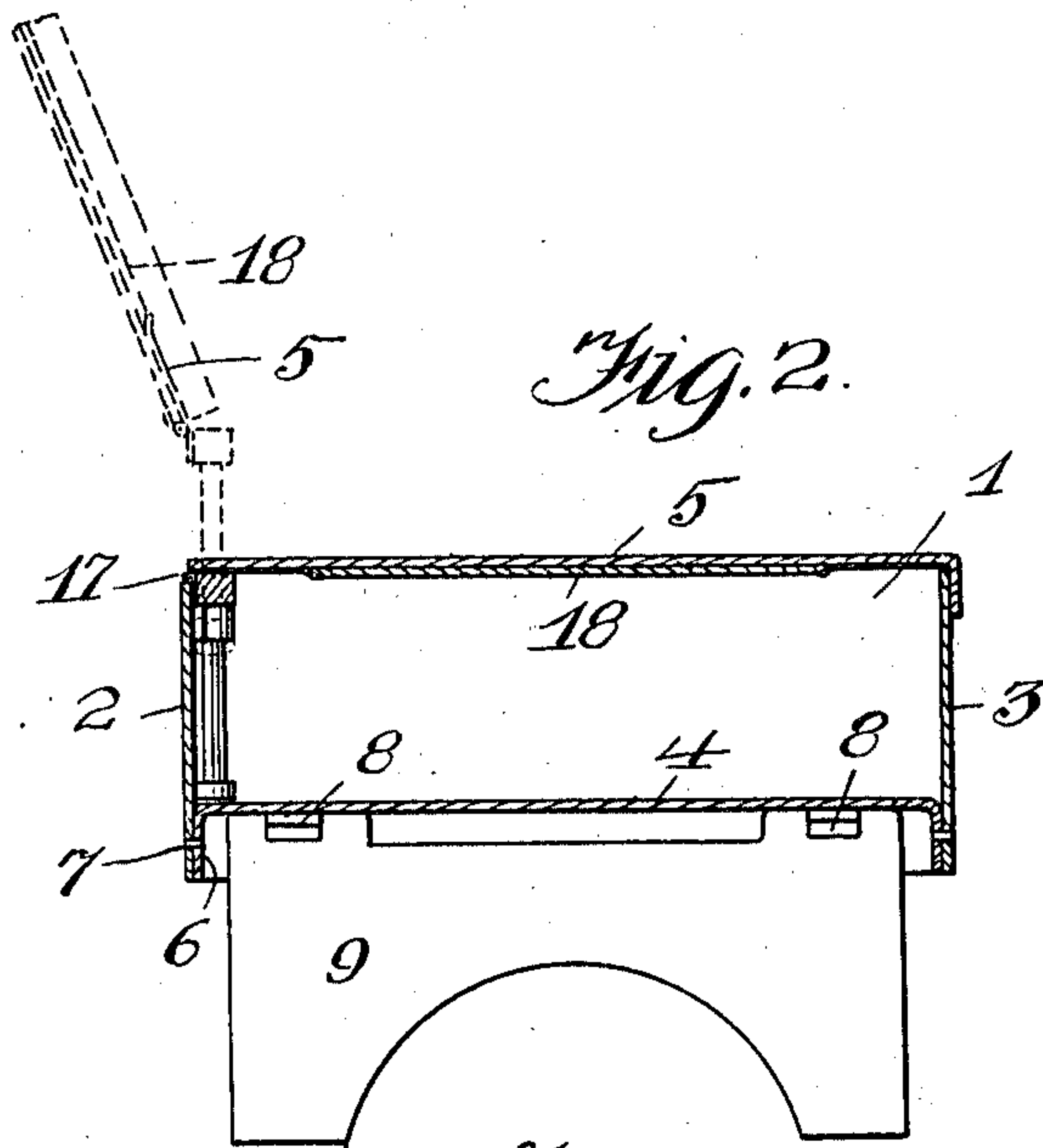
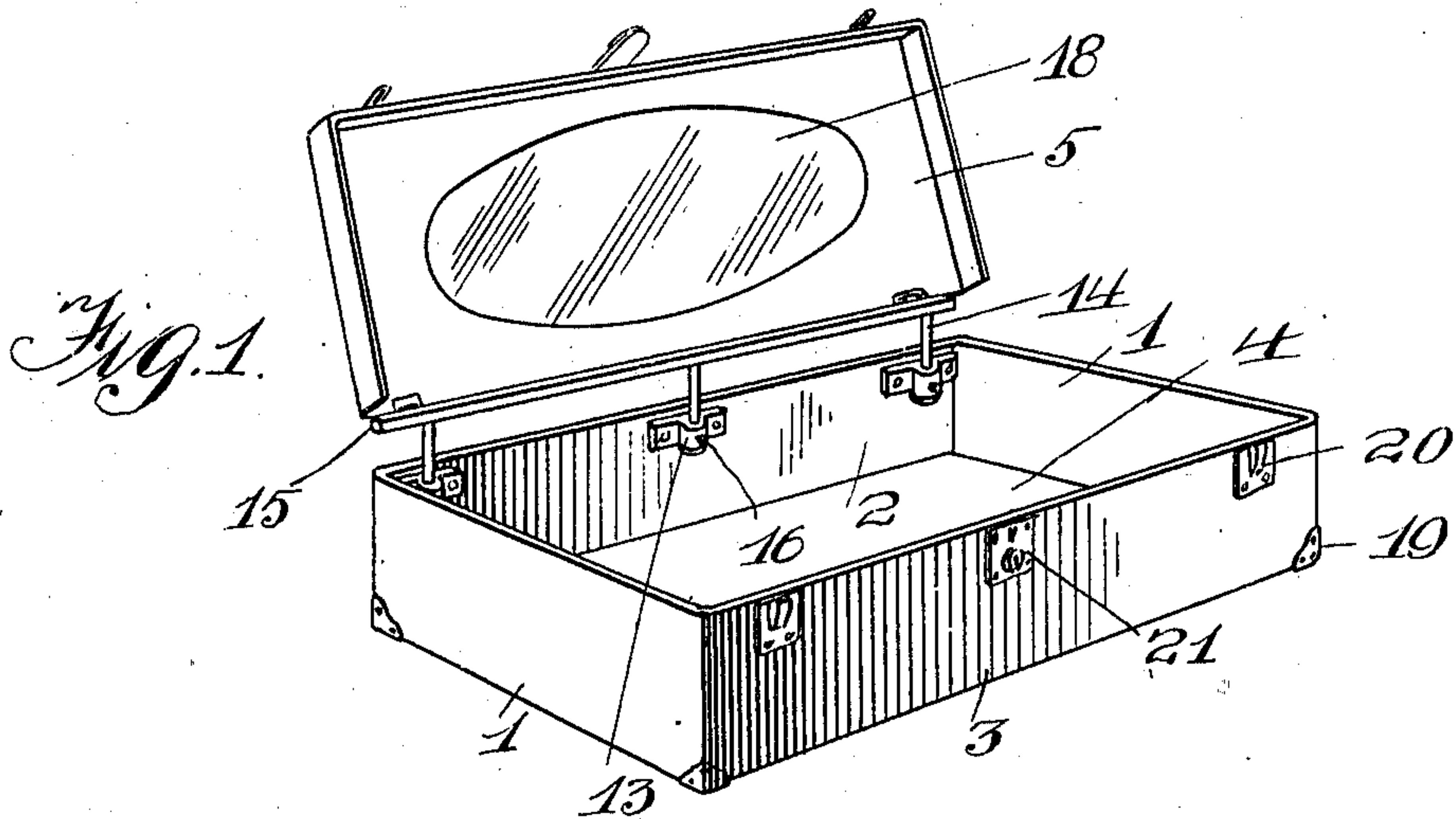


F. HOLLAND.
SUIT CASE.
APPLICATION FILED JULY 26, 1910.

988,937.

Patented Apr. 4, 1911.



WITNESSES

Samuel Payne.
K. H. Butler

INVENTOR

F. HOLLAND,
Attorneys.

by

UNITED STATES PATENT OFFICE.

FRANK HOLLAND, OF PITTSBURG, PENNSYLVANIA.

SUIT-CASE.

988,937.

Specification of Letters Patent.

Patented Apr. 4, 1911.

Application filed July 26, 1910. Serial No. 573,901.

To all whom it may concern:

Be it known that I, FRANK HOLLAND, a citizen of the United States of America, residing at Pittsburg, in the county of Allegheny and State of Pennsylvania, have invented certain new and useful Improvements in Suit-Cases, of which the following is a specification, reference being had therein to the accompanying drawing.

This invention relates to suit cases and other valises, and the object of the invention is to provide the lid of a suit case with a mirror and the bottom thereof with legs, whereby the suit case can be used as a dressing stand.

I attain the above object by a mechanical construction that is simple, durable, inexpensive to manufacture and efficient for the purposes for which it is intended.

The invention will be hereinafter specifically described and then claimed, and reference will now be had to the drawings forming a part of this specification, wherein:—

Figure 1 is a perspective view of a suit case in accordance with this invention, showing the lid thereof open and in an elevated position, Fig. 2 is a cross sectional view of the suit case showing the lid in a closed position and the legs extended for supporting the case in an elevated position, and Fig. 3 is a longitudinal sectional view of a portion of the same.

A suit case in accordance with this invention comprises end walls 1, a rear wall 2, a front wall 3, a bottom 4 and a lid 5. The walls 1, 2 and 3 have the vertical edges thereof suitably connected together, and the bottom 4 is provided with depending flanges 6 whereby it can be riveted or otherwise secured, as at 7 to the lower inner edges of the walls 1, 2 and 3.

Hinged to the bottom 4 at the ends thereof, as at 8 are legs 9 and the lower edges of these legs are provided with straps 10, whereby after the legs are folded into engagement with the bottom 4, said legs can be connected together by buckles 11 riveted or otherwise connected to the bottom 4, as at 12. The legs 9 when supporting the case in an elevated position are prevented from collapsing by the flanges 6 of the bottom 4.

The wall 2 has the inner side thereof provided with a plurality of keepers 13 for vertical rods 14 having the upper ends thereof connected by a longitudinal bar 15. The keepers 13 are provided with set screws 16 whereby the rods 14 can be fixed relatively to said keepers after being raised or lowered.

The lid 5 is connected to the bar 15 by hinges 17 and the inner side of the lid is provided with a suitable mirror or reflecting plate 18.

The suit case is further provided with the ordinary corner pieces 19, clasps 20 and lock 21.

The hinges 17 are of that type as to retain the lid 5 in an inclined open position, as shown by dotted lines in Fig. 2.

It is thought that the operation of placing the suit case in position to be used as a dressing stand will be apparent, and while in the drawing there is illustrated a preferred embodiment of the invention, it is to be understood that the structural elements thereof are susceptible to such changes as fall within the scope of the appended claims.

What I claim is:—

1. A suit case comprising a body-portion, a lid, a longitudinally-extending bar, a hinged connection between the bar and the lid, keepers secured to the inner face of one of the walls of the body-portion, vertically-adjustable rods connected to said bar and extending through said keepers, means carried by the keepers and engaging the rods for maintaining them in their adjusted position, and a mirror arranged upon the inner side of said lid.

2. A suit case comprising a body-portion, a lid therefor and having its inner face provided with a mirror, and vertically adjustable means connected to the body-portion, and a hinged connection between said means and said lid.

In testimony whereof I affix my signature in the presence of two witnesses.

FRANK HOLLAND.

Witnesses:

DAVID FARRIER,
H. C. EVERT.