

W. B. RAYMOND.
BASKET.

APPLICATION FILED AUG. 6, 1910.

988,897.

Patented Apr. 4, 1911.

Fig. 1.

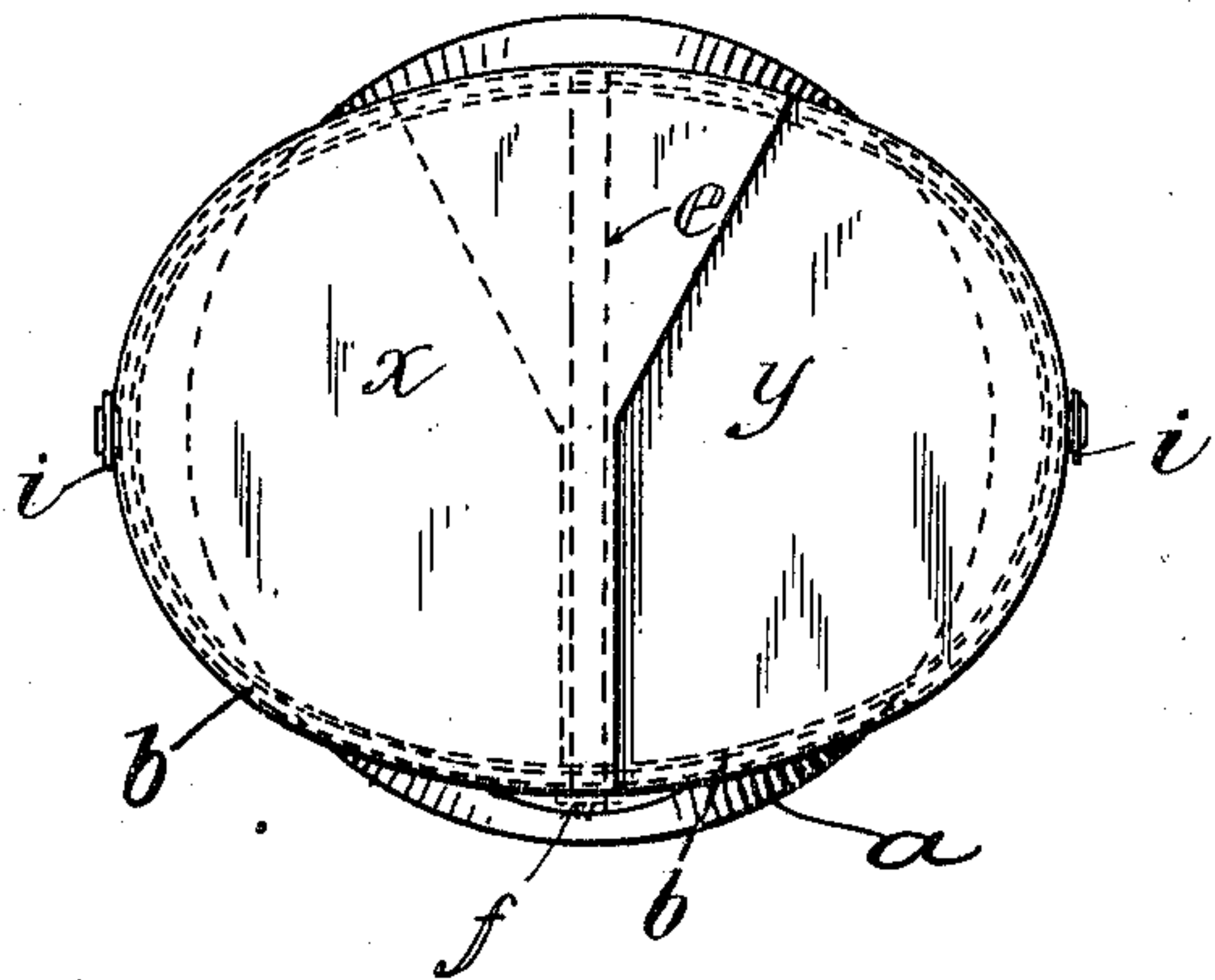


Fig. 2.

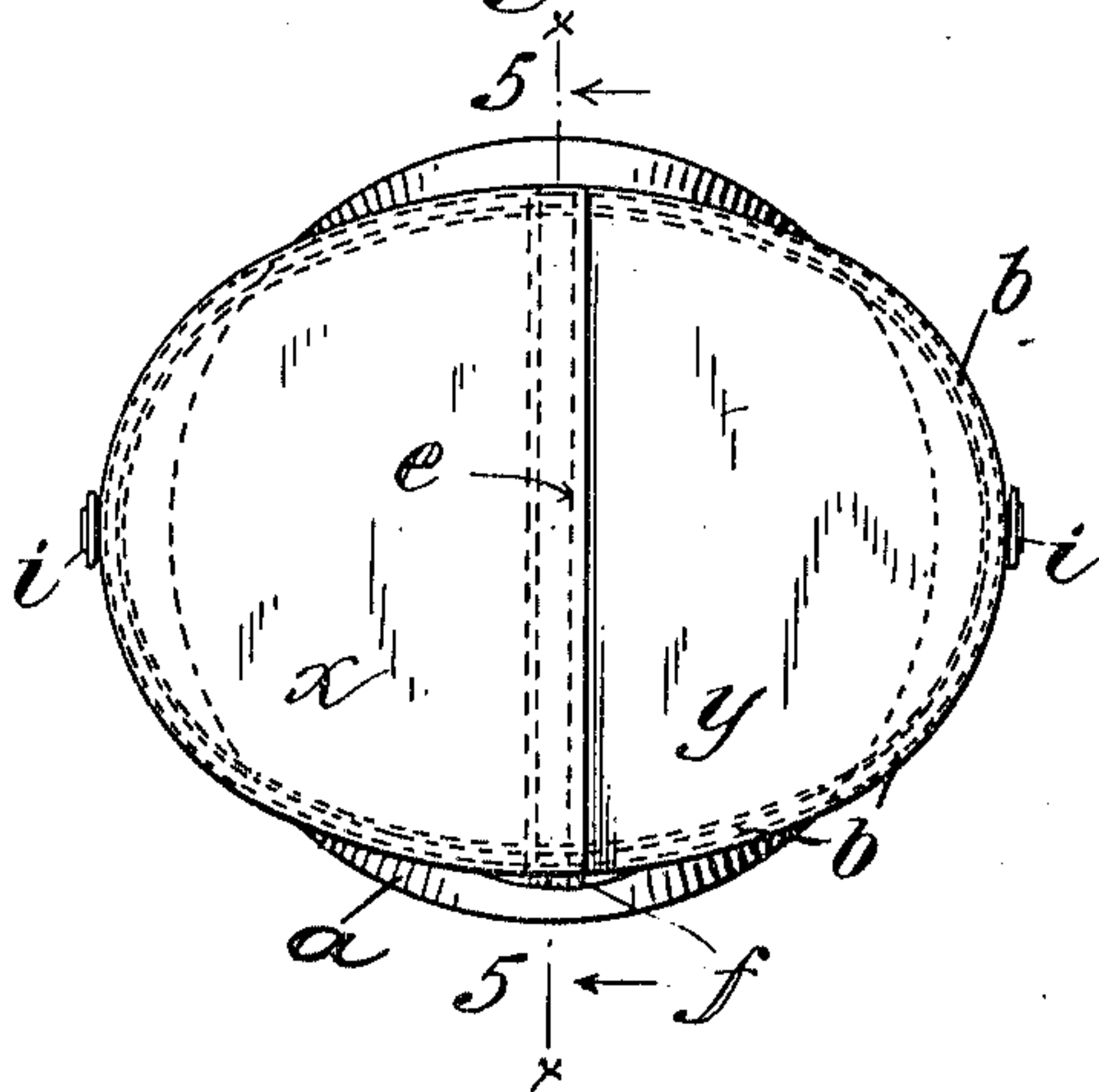


Fig. 3.

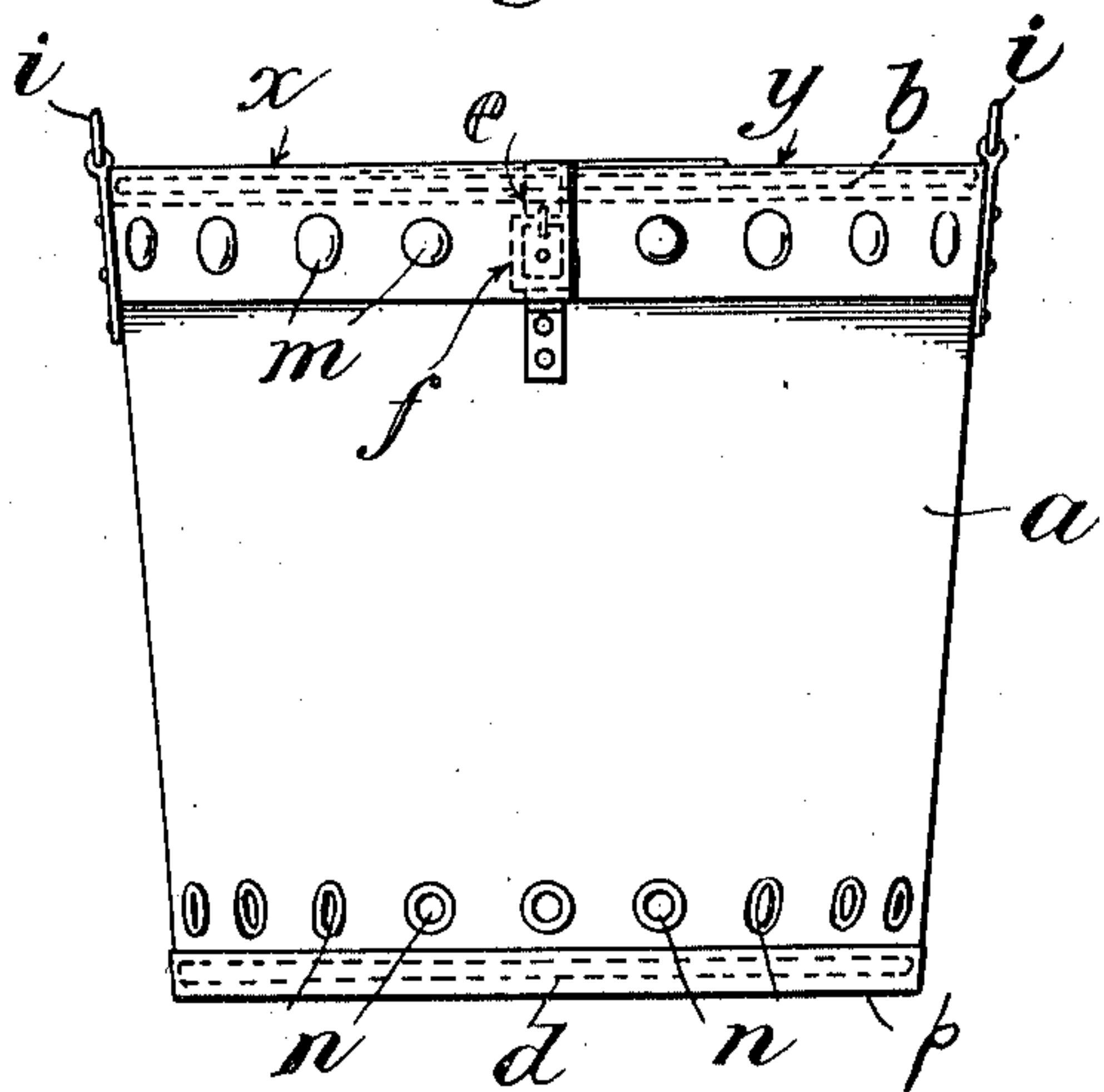


Fig. 4.

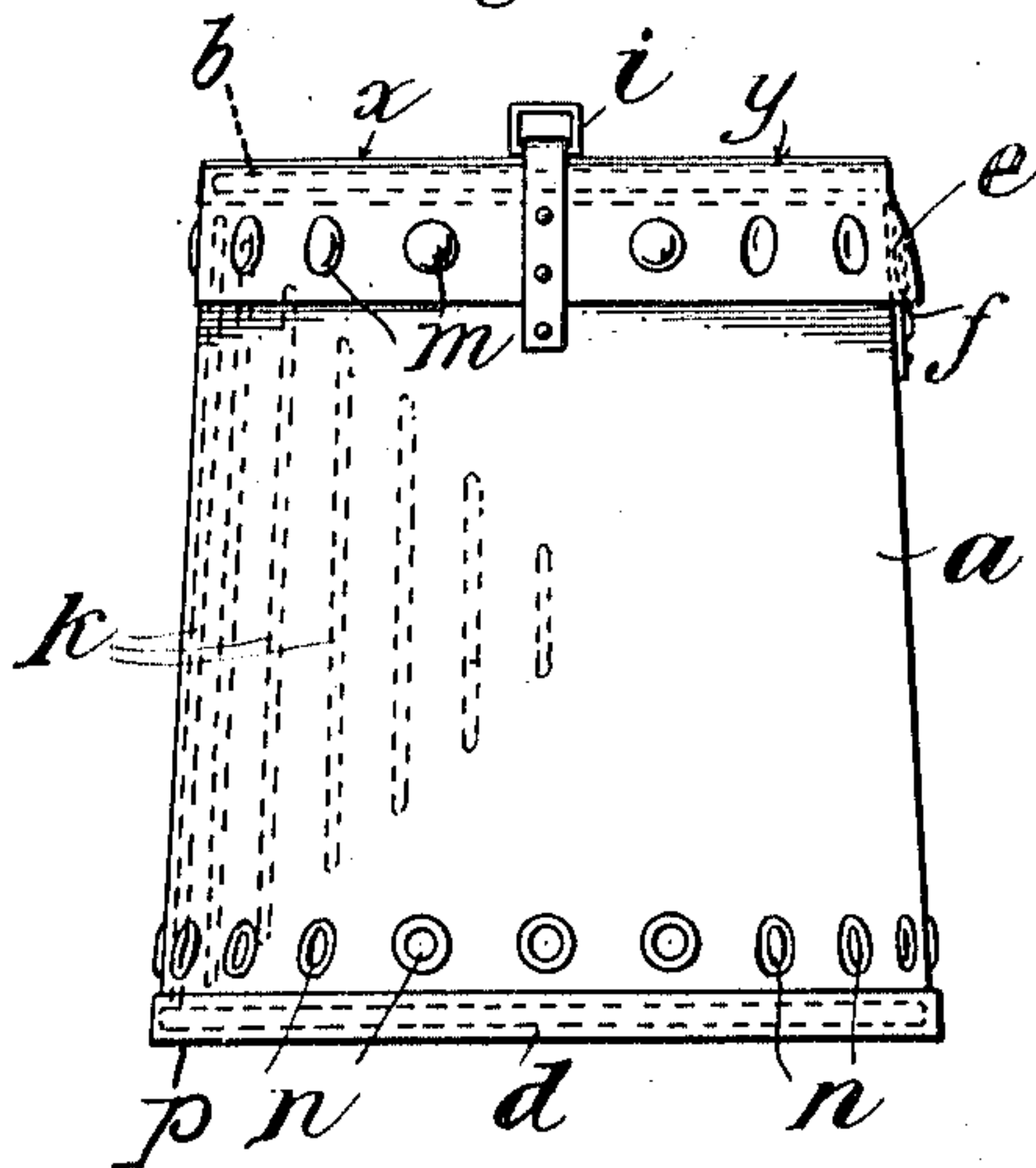
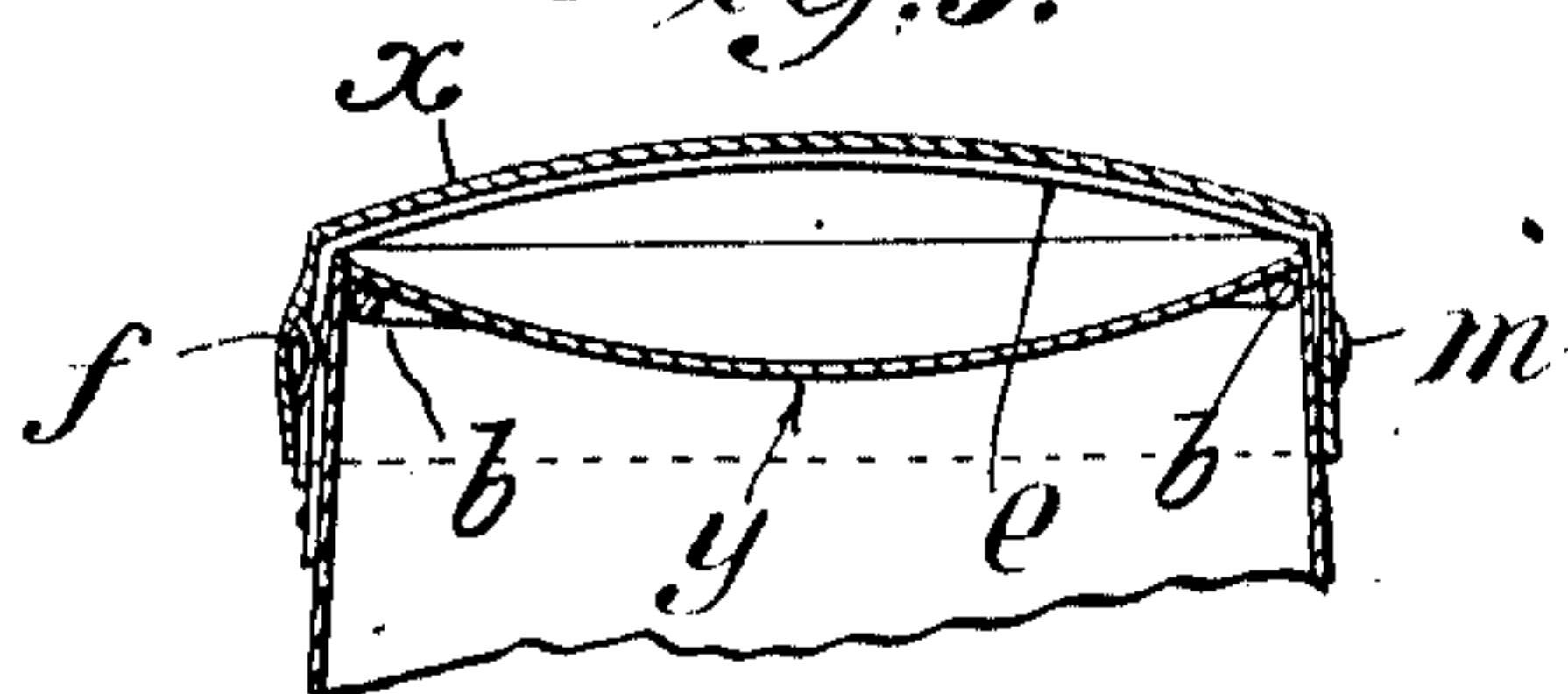


Fig. 5.



Attest:

W. McGinnis

Richard C. Adams

Walter B. Raymond Inventor:

by *Samuel F. Watson*

Atty

UNITED STATES PATENT OFFICE.

WALTER B. RAYMOND, OF BROOKLYN, NEW YORK.

BASKET.

988,897.

Specification of Letters Patent.

Patented Apr. 4, 1911.

Application filed August 6, 1910. Serial No. 575,971.

To all whom it may concern:

Be it known that I, WALTER B. RAYMOND, a citizen of the United States, residing in Brooklyn, county of Kings, State of New York, have invented a new and useful Improvement in Baskets, of which the following is a specification.

My invention relates to baskets for fish, game and the like and the object of my invention is to provide a simple, durable, strong and collapsible basket for the use of sportsmen, fishermen and others.

My invention is embodied in the basket illustrated in the accompanying drawing forming a part hereof, in which—

Figure 1 is a plan or top view; Fig. 2 is a plan or top view of a modified form; Fig. 3 is a front view; Fig. 4 is a side view; and Fig. 5 is a sectional view on the line $x-x$ of Fig. 2, with cover opened.

In the drawing, a designates a canvas, cloth or other suitable flexible body, preferably arranged in circular form and having a bottom, p , and a two-part cover, $x y$. At the top and bottom, the body a is attached to endless or ring-shaped stiffeners, b, d , of metal, wood or other suitable material and which, if of metal, preferably have a spring temper, and in all cases possess some elasticity or resiliency. It is preferable that, in the normal shape, the ring-shaped stiffeners b, d , shall be in the form of circular rings or hoops and it is preferable that the upper ring or hoop, b , shall be sprung into the form of an ellipse, as illustrated in Figs. 1 and 2, when the basket is in use. At such time, the hoop or ring, b may be retained in the elliptical form by means of a strap, e , which at one end is fast to the hoop or ring and which passes across the ring and is fastened by a buckle, f , or otherwise; on releasing the strap, e , the ring, b , springs back to its circular form. The cover itself may be employed in place of the strap to retain the ring in the elliptical form.

The two-part top or cover of the basket may be permanently attached to the basket by any convenient means or it may be detachably secured to the top of the basket by means of buttons, m , as shown in Figs. 3 and 4, or other suitable means, in which case it is detachable or removable at pleasure. The two-part top or cover of the basket may be arranged with edges crossing each other in the manner shown in Fig. 1, or in the manner shown in Fig. 2. I use the cover

itself or the strap or some other convenient means, which may or may not be releasable, to retain the ring in the elliptical form shown in Figs. 1 and 2 to obtain thereby the full resilient effect of the spring of the ring. When the basket is not in use, the strap may be released or the cover, wholly or partially, removed that the ring may resume its circular shape and not lose its resilient qualities. When the strap is employed one part of the cover may have its free edge permanently attached to the strap, e , which is of such length that when the top is in place over the basket and the strap secured by the buckle, f , or other fastening, the ring, b , will be sprung slightly into elliptical form. When the basket is in use, the ring may be further compressed by pressing it by the arm or hand against the body of the carrier whereby the flaps of the cover open sufficiently to allow the slipping of fish, game, etc. into the basket.

At that side of the basket which is designed to rest against the body of the carrier, there are a series of splints or stiffening rods, k , attached to the body, a , as by sewing them in folds or they may be attached by rivets and washers or by other convenient means. At the point opposite the buckle, f , the rod, k , is preferably the full length of the basket and the rods on each side of this long splint or rod decrease in length as shown in Fig. 4, the object being to allow the top and bottom rings to swing toward each other in collapsing the basket.

The basket is provided with hangers, i , to which a strap for carrying the basket over the shoulder or otherwise may be attached.

In order to provide for the circulation of water through the basket when the same is dipped into a stream and for the escape of water from the basket, a series of eyelet holes, n , are made in the body, a , near the bottom of the basket.

My invention is not limited to the precise form or details shown in the drawings and described above but the same may be otherwise embodied without departing from the spirit and scope of the claims herein.

What I claim as new and desire to secure by Letters Patent is—

1. A collapsible basket comprising a tubular pliable body, a resilient hoop or ring attached to the top of said body, a flexible two-part cover for the top of said body, and releasable means for securing the cover to the

top ring and concurrently springing the top ring into elliptical form whereby the flaps of the two-part cover are held closed by the resilience of the ring, but which may be
5 opened for the insertion of bodies into the basket by the further compression of the resilient ring.

2. A collapsible basket comprising a tubular pliable body, a bottom, top and bottom
10 resilient rings to which said body is attached, a two-part cover secured by releasable means to the top ring for springing the top ring into elliptical form whereby the flaps of the cover are held closed, and a
15 series of stiffening rods attached to said body at one side only thereof, whereby said top and bottom rings may be folded in against the side having said rods.

3. A basket comprising a pliable body, top
20 and bottom rings to which said body is attached, a two-part cover for said basket, and a series of stiffening rods attached to said body at one side thereof only.

4. A collapsible basket comprising a pliable body, a resilient ring attached to the top
25 of said body, a bottom ring attached to the bottom of said body, a two-part top for said basket, said two-part cover providing an opening through which fish, game, etc., may
30 be placed in the basket without removing either part of the cover, releasable means for retaining the top ring in elliptical form, and means for stiffening said body longitudinally at one side thereof only.

35 5. A collapsible basket comprising a tubular body of pliable material, top and bottom rings and a bottom connected to said body, a stiffening rod extending substantially from one ring to the other at one side of said
40 body, and a two-part cover for the basket, said cover-parts each covering a part of the basket-mouth not covered by the other and the two cover-parts providing an opening through which fish, game, etc., may be placed
45 in said basket without removing either cover-part, whereby said basket may be collapsed for transportation by folding said top and bottom rings toward each other.

6. A collapsible basket comprising a pliable tubular body, top and bottom rings and
50 a bottom connected thereto, a stiffening rod connected to said body and extending substantially from ring to ring, stiffening rods attached to said body at each side of and decreasing in length progressively away from
55 the first-named stiffening rod, and a two-part cover for the basket arranged to provide an opening through which fish, game, etc. may be placed in said basket without re-
60 moving either cover-part.

7. A collapsible basket comprising a tubu-

lar body of pliable material, a resilient top ring for said body, a bottom, a bottom ring for the basket, a rod at one side of the basket body extending substantially from the
65 top to the bottom ring thereof whereby said rings may pivot about the end of said rod in collapsing the basket, a two-part cover of pliable material for the top of said basket, and means for securing said cover to said
70 top ring and springing said top ring into elliptical shape to hold the flaps of the cover closed substantially as shown and described.

8. In a basket, the combination of a tubular pliable body, a flexible two-part cover for
75 the top of said body and a resilient hoop or ring attached to the top of said body and removable means for attaching said cover to said ring and springing said ring into elliptical form, whereby the spring of the ring
80 holds the cover taut and keeps its flaps closed.

9. In a basket, the combination of a tubular pliable body, a resilient hoop or ring attached to the top of said body, a flexible two-
85 part cover for the top of said body attached by removable means to said ring and when so attached springs said ring into elliptical form, a bottom ring for said body, stiffening means at one side only of said body whereby
90 the basket may be folded flat for transportation.

10. In a basket, the combination of a pliable tubular body provided with eyeleted holes near its bottom, a bottom for said body,
95 a flexible two-part detachable cover for the top of said body and a resilient hoop or ring attached to the top of said body, the spring of said ring holding the cover taut and closed when it is attached to said ring. 100

11. In a basket, the combination of a pliable tubular body, a bottom for said body, a flexible two-part cover for the top of said
105 body and a resilient hoop attached to the top of said body to which hoop the circular edges of the cover are secured, the spring of said hoop normally holding the cover taut or closed when it is secured to said hoop.

12. In a basket, the combination of a pliable tubular body, a bottom for said body, a
110 flexible two-part cover for the top of said body and a resilient ring attached to the top of said body, said ring normally holding said cover taut and closed when it is attached to said ring, the flaps of said cover being
115 slacked up or opened for the insertion of hand or game when the said ring is sprung into elliptical form.

WALTER B. RAYMOND.

Witnesses:

SAMUEL S. WATSON,
A. M. VICKBERG.