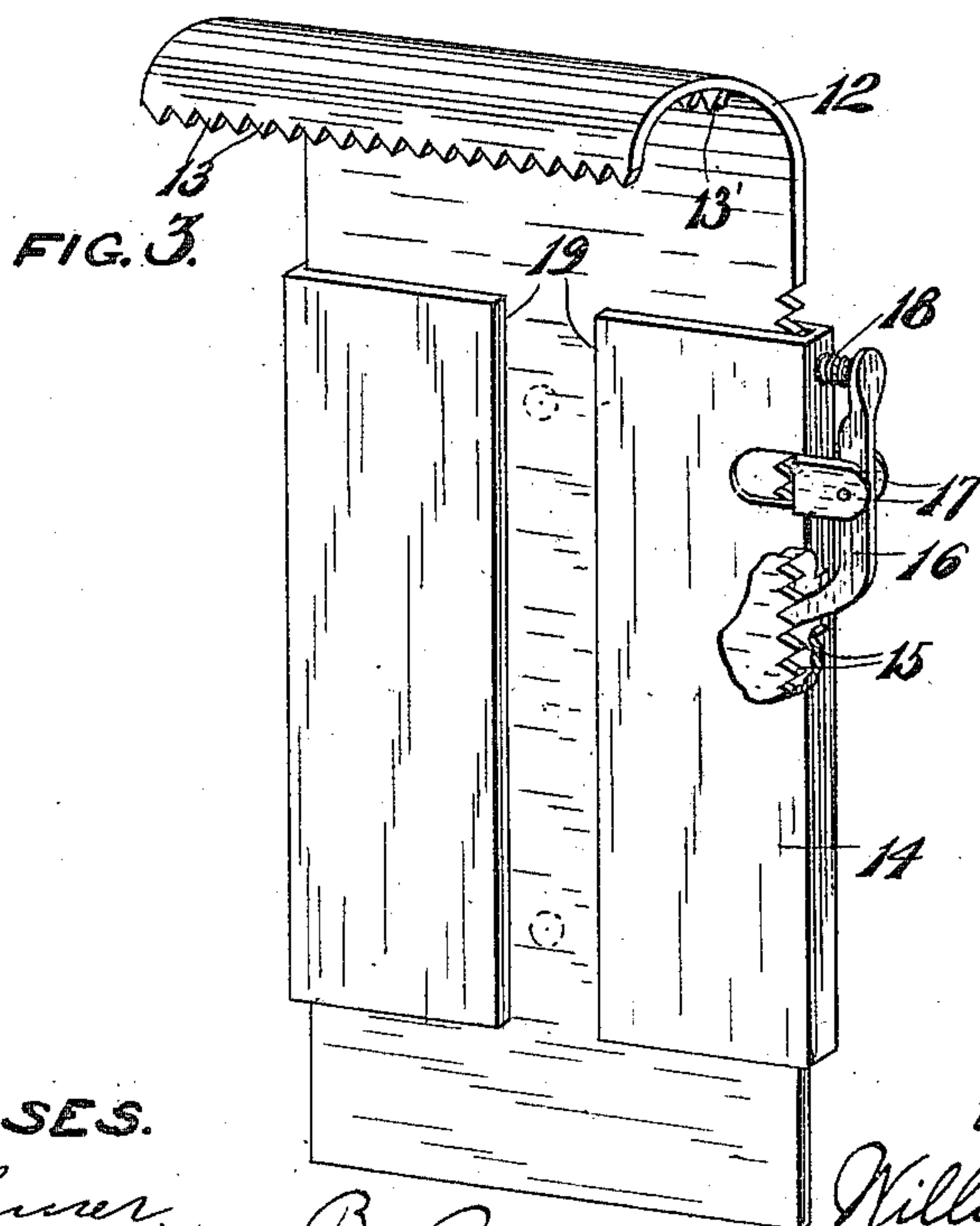
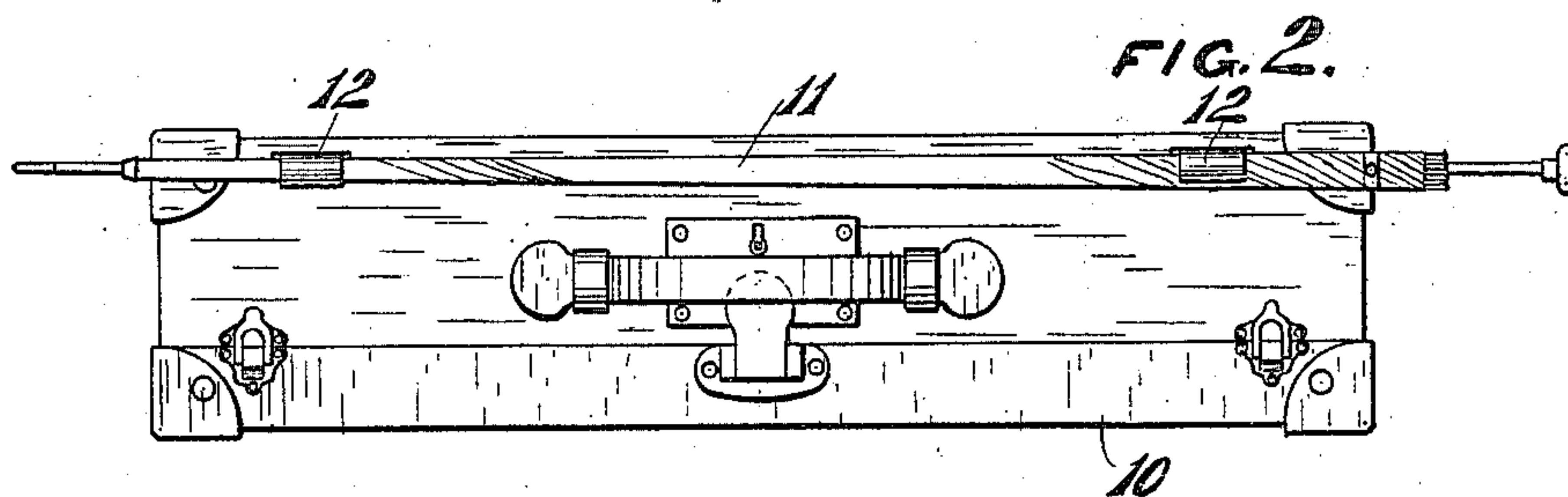
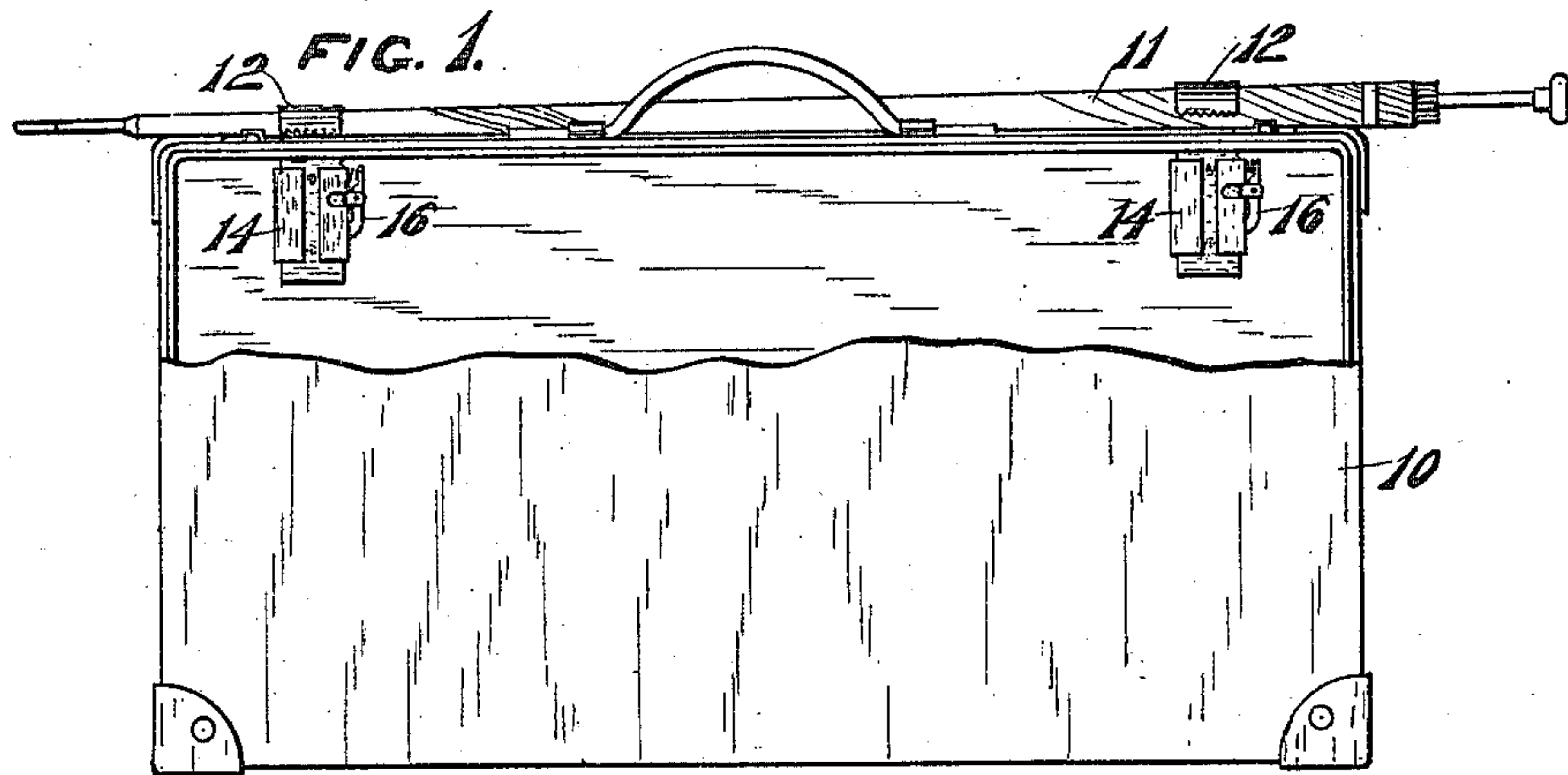


W. KOOTZ.  
UMBRELLA FASTENER.

APPLICATION FILED NOV. 2, 1908. RENEWED JULY 12, 1910.

985,606.

Patented Feb. 28, 1911.



WITNESSES.

*L. H. Thuermer*  
*Anna F. Schmidtbauer*

INVENTOR.

*William Kootz.*  
By *Benedict Morsell & Caldwell.*  
ATTORNEYS.



# UNITED STATES PATENT OFFICE.

WILLIAM KOOTZ, OF MILWAUKEE, WISCONSIN.

## UMBRELLA-FASTENER.

985,606.

Specification of Letters Patent.

Patented Feb. 28, 1911.

Application filed November 2, 1908, Serial No. 460,603. Renewed July 12, 1910. Serial No. 571,660.

*To all whom it may concern:*

Be it known that I, WILLIAM KOOTZ, residing in Milwaukee, in the county of Milwaukee and State of Wisconsin, have invented new and useful Improvements in Umbrella-Fasteners, of which the following is a description, reference being had to the accompanying drawings, which are a part of this specification.

10 This invention has for its object to provide an umbrella fastener for suit cases and the like which will securely lock an umbrella in place and prevent its being accidentally or intentionally removed without  
15 first releasing the fastening device from within the suit case.

20 With the above object in view the invention consists in the umbrella fastener herein shown and described, its parts and combinations of parts and all equivalents.

Referring to the accompanying drawings in which like characters of reference indicate the same parts in the different views; Figure 1 is a front elevation of a suit case with an umbrella secured thereto by means of an umbrella fastener of this invention, a portion of the cover of the suit case being broken away to disclose the parts of the fastener in the interior of the suit  
30 case; Fig. 2 is a plan view thereof; and, Fig. 3 is a perspective view of the umbrella fastener.

In these drawings 10 indicates a suit case upon the top of which is fastened an umbrella 11 by means of sliding hooks 12. The hooks 12 are preferably in the form of strips of sheet metal bent at their upper ends to form the engaging parts with downwardly extending teeth 13 at their edges and teeth 13' at the middle of their bends. Each hook member 12 slides in a guide 14 which is desirably formed of a strip of sheet metal riveted or otherwise securely fastened within the suit case and to the back thereof with its  
45 ends bent around to form a tubular guide for the hook member, the passageway through the guide 14 being in register with a slot in the top of the suit case through which the hook member projects. One edge of the hook member is serrated or formed with teeth 15 which are engaged by a spring pressed dog 16 for locking the hook member against being withdrawn after it has been pressed down upon the umbrella. A  
55 convenient construction for accomplishing

this purpose is that shown in the drawings where the dog member 16 is pivoted between a pair of ears 17 struck up from the sheet metal forming the tubular guide 14, the bent end of the dog member passing through  
60 an opening of the guide tube to engage the teeth 15 and the other end having a coil spring 18 between it and the edge of the guide tube. The guide tube 14 is preferably left with the central slot 19 as shown to facilitate the  
65 operation of riveting it to the suit case.

In use, the engaging hooks 12 are left in their extended position during the packing of the suit case and when the suit case is locked the umbrella 11 is placed in position  
70 beneath the hook members and they are forced downwardly thereon, the dogs 16 permitting the teeth 15 to freely pass thereby when moving downwardly. When the hook members 12 have been tightly pressed  
75 against the umbrella the dogs 16 prevent their being released and the teeth 13 and 13' of one or both of the hook members by engaging the cloth of the umbrella securely hold it against removal. In order to re-  
80 lease the umbrella it is necessary to unlock and open the suit case and to reach therein and press the dogs against the action of the springs 18 until they disengage from the teeth of the hook members and allow the  
85 hook members to be drawn outwardly again.

Besides affording a convenient means for holding the umbrella to the suit case, the present invention so effectively locks the umbrella against separation from the suit  
90 case that they become practically a single parcel and may be checked as such instead of being checked separately, as usual.

What I claim as my invention is:

1. An umbrella fastener for suit cases and  
95 the like, comprising a sheet metal hook member passing through an opening in the suit case, engaging teeth on the end of the hook member for engaging the material of an umbrella when the hook member  
100 is forced inwardly, a guide within the suit case and riveted thereto comprising a strip of sheet metal bent to form a tubular guide with a central slot opposite the rivet connections thereof, said tubular guide having  
105 the hook member slidably mounted therein, teeth formed on the side edge of the hook member, and a spring pressed dog mounted on the tubular guide and engaging the side teeth of the hook member to prevent the 110



withdrawal of the hook member when it is forced inwardly into its locking engagement with the umbrella.

2. An umbrella fastener for suit cases and the like, comprising a sheet metal hook member passing through an opening in the suit case, engaging teeth on the edge and in the bend of the hook member for engaging the material of an umbrella when the hook member is forced inwardly, a guide within the suit case and riveted thereto comprising a strip of sheet metal bent to form a tubular guide with a central slot opposite the rivet connections thereof, said tubular guide having the hook member slidably mounted therein, ears struck up from the tubular member at one side thereof, a dog

pivoted between the ears, and passing through an opening in the tubular guide, teeth formed on the edge of the hook member for engagement with the dog, and a spring seated between the dog and the tubular guide for forcing the dog into engagement with the teeth to prevent the withdrawal of the hook member when it is forced inwardly into its locking engagement with the umbrella.

In testimony whereof, I affix my signature, in presence of two witnesses.

WILLIAM KOOTZ.

Witnesses:

R. S. C. CALDWELL,  
ANNA F. SCHMIDTBAUER.

---

Copies of this patent may be obtained for five cents each, by addressing the "Commissioner of Patents, Washington, D. C."

---