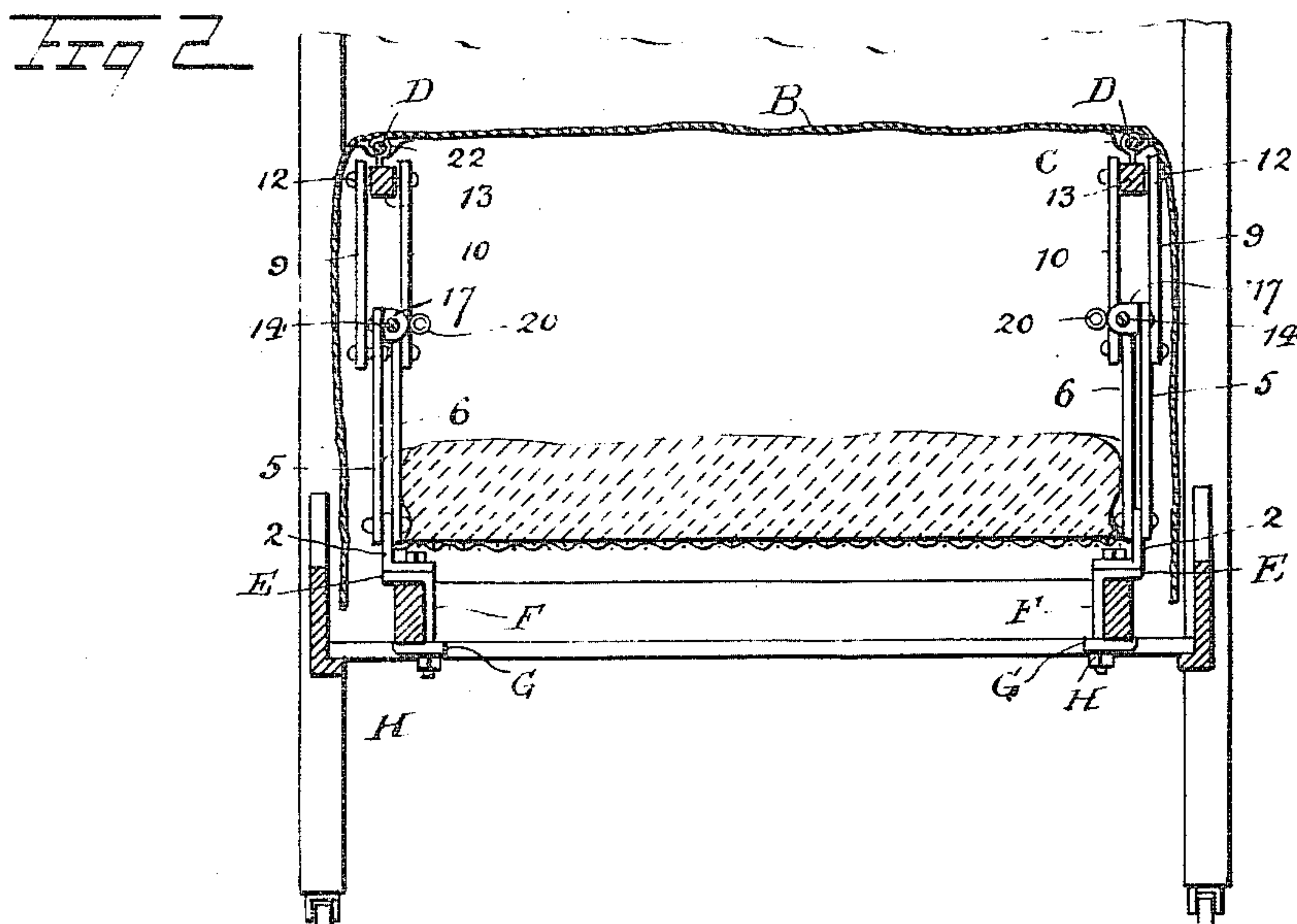
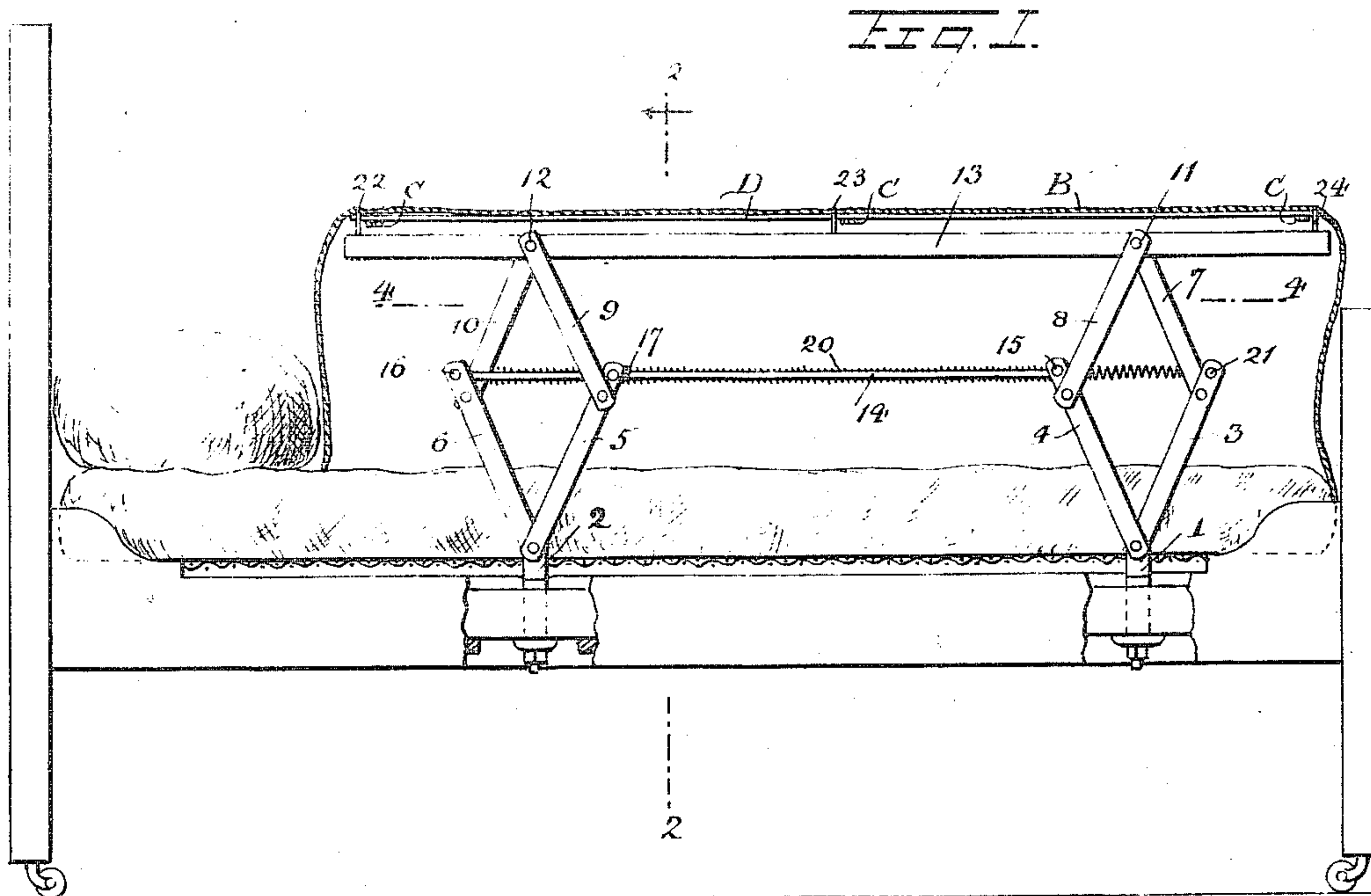


I. A. TUTTLE.
BEDCLOTHES HOLDER.
APPLICATION FILED JUNE 23, 1910.

985,477.

Patented Feb. 28, 1911.

2 SHEETS—SHEET 1.



WITNESSES

S. G. Valentine
Theron & Helton

INVENTOR

Ivy A. Tuttle

BY

G. W. Bell

ATTORNEY

I. A. TUTTLE.
BEDCLOTHES HOLDER.
APPLICATION FILED JUNE 23, 1910.

985,477.

Patented Feb. 28, 1911.

2 SHEETS-SHEET 2

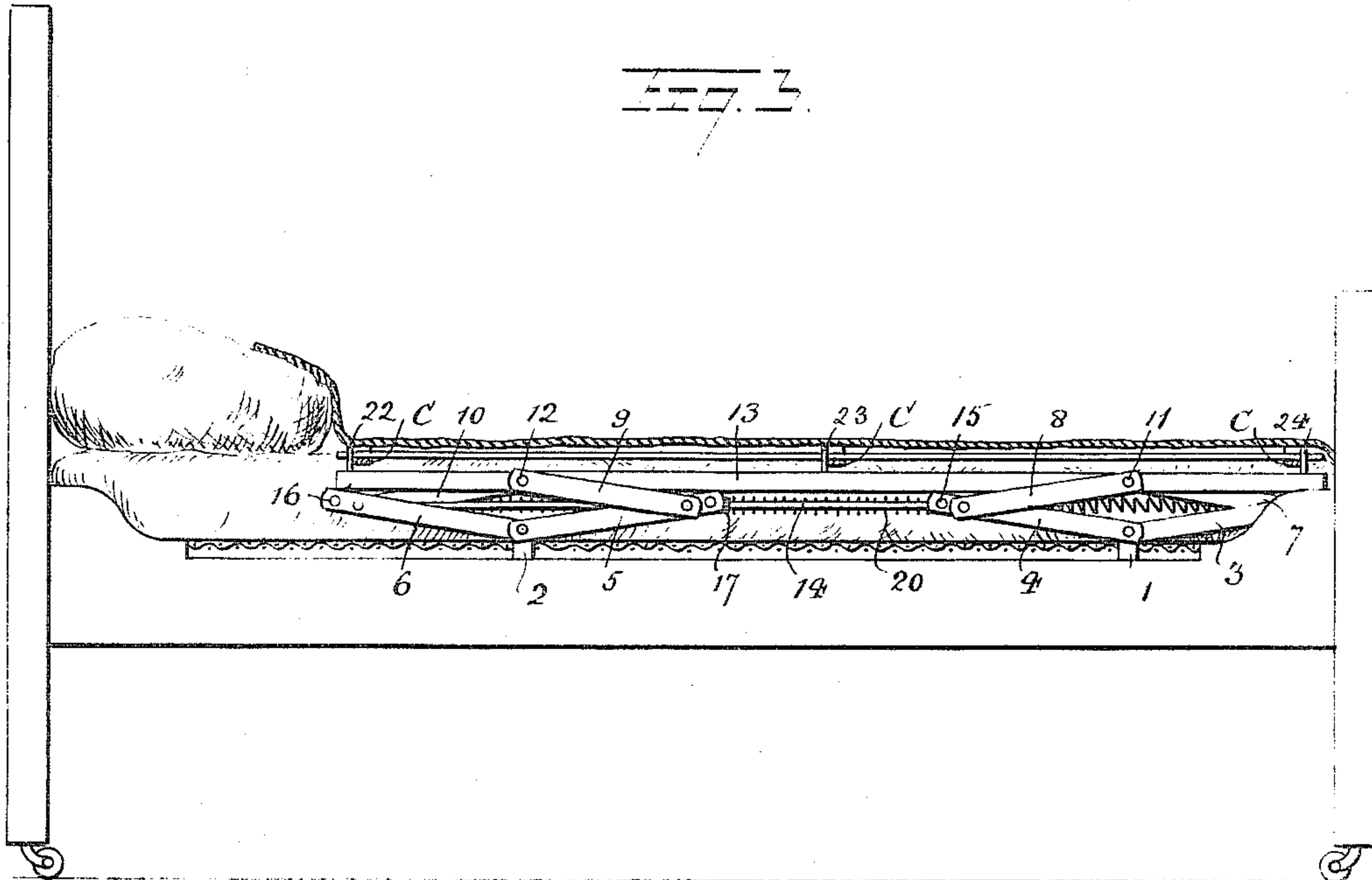
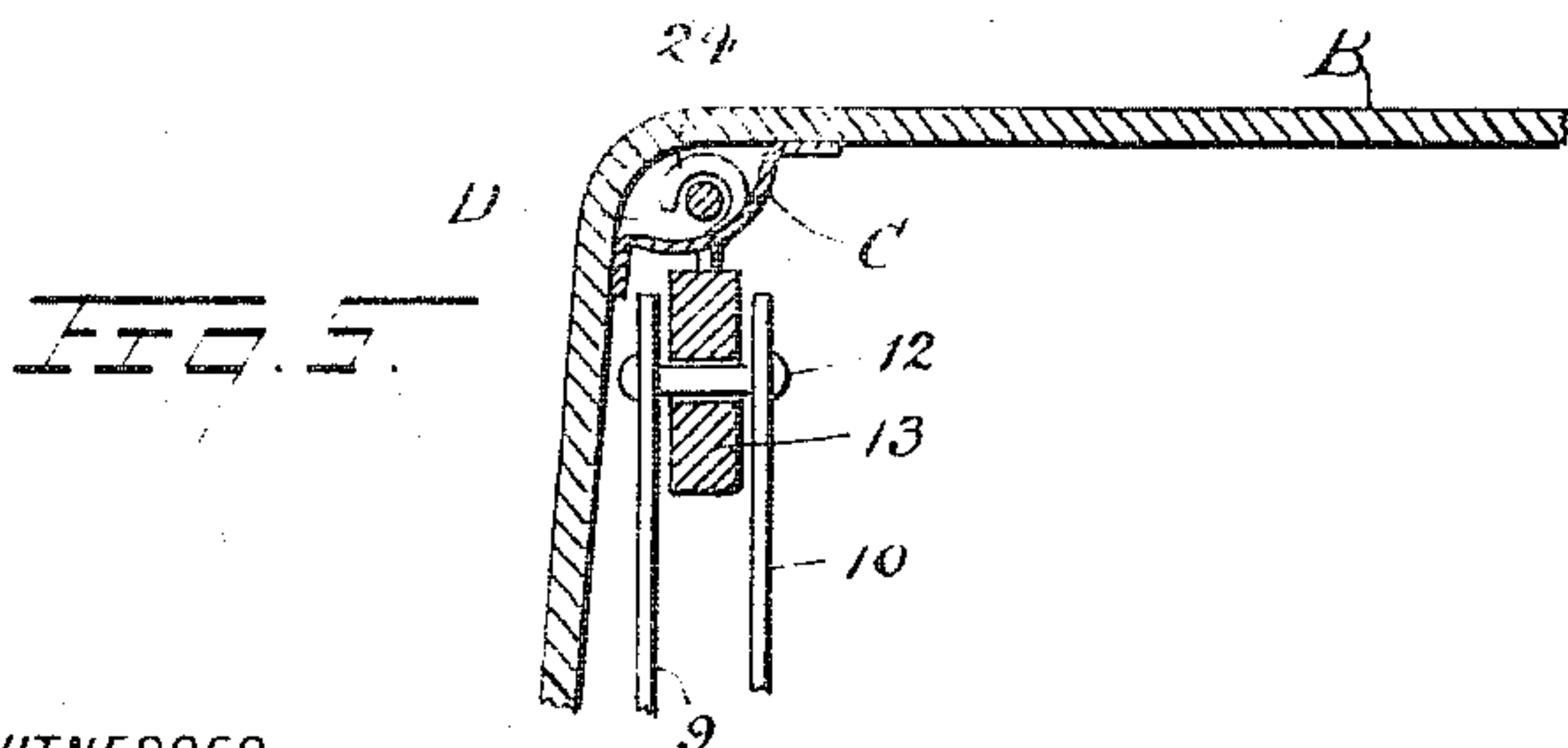
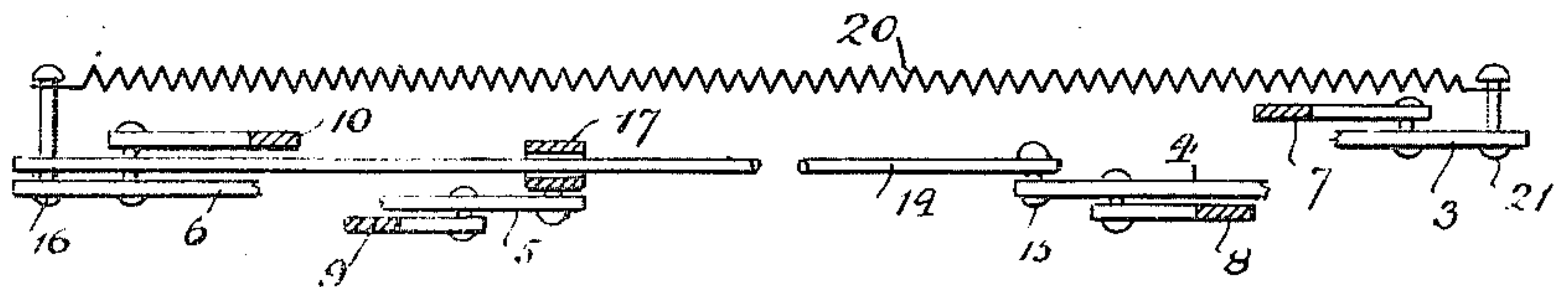


Fig. 4.



WITNESSES

S. A. Valentine
H. A. Valentine

INVENTOR

I. A. Tuttle
BY
G. N. Gilchrist
ATTORNEY

UNITED STATES PATENT OFFICE.

IVORY A. TUTTLE, OF ONEONTA, NEW YORK.

BEDCLOTHES-HOLDER.

985,477.

Specification of Letters Patent.

Patented Feb. 28, 1911.

Application filed June 23, 1910. Serial No. 568,556.

To all whom it may concern:

Be it known that I, IVORY A. TUTTLE, a citizen of the United States, residing at Oneonta, in the county of Otsego and State of New York, have invented certain new and useful Improvements in Bedclothes-Holders, of which the following is a specification.

My invention relates to improvements in bed clothes holders, the objects of my improvement being to provide a suitable holder mounted over the bed to raise the bed clothes and the weight of the bed clothing, up off of the occupant in the bed, and yet at the same time afford all the protection and advantages of the bed covering. I attain these objects by the mechanisms illustrated in the accompanying drawing, in which—

Figure 1 is a side view of a bedstead, partly in section. Fig. 2 is a cross section on line 2—2 of Fig. 1. Fig. 3 is a side view of the bedstead with the stretcher collapsed. Fig. 4 is a fragmentary horizontal section on line 4—4 of Fig. 1, and Fig. 5 is an enlarged cross-section of the bed clothes holder.

Similar letters refer to similar parts throughout the several views.

In my device I have the supports, 1 and 2; pivotally mounted on the supports I have a series of arms, on support 2 are the arms 5 and 6; pivotally mounted on arm 3, I have arm 7, and pivoted on arm 4 I have the arm 8, and pivoted to arm 5, I have the arm 9. Pivoted to arm 6 I have the arm 10. The arms 7 and 8 are pivoted at their upper end by the pivot 11, and the arms 9 and 10 are pivoted on their upper ends by the pivot 12. Between the upper ends of the arms 7 and 8, and the upper ends of arms 9 and 10, I have the bar 13. Extending between arm 4 and 6 I have the rod 14, which is pivoted to arm 4 at 15, and pivoted to rod 6 at 16. Pivoted on arm 5, I have the sleeve 17, through which passes the rod 14. Extending between arms 3 and 6, I have the coil spring 20, pivoted to arm 3 at 21, and having pivotal connection to arm 6 at 16, inverted and one placed over the other, the lower extension E terminates in a screw bolt F, and on this is mounted the clamp G, held in place by the nut H mounted thereon.

These double sets of arms I have thus mounted on each side of the bed. On the bar 13 are mounted the hooks 22—23—24. Over the bar 13, I have a covering B, having on its under side the loop C. Through the loop C and the hooks 22—23—24, I extend the rod D, thus holding the covering to the rod D. The frames being thus constructed on either side of the bed frame, the covering extends from frame to frame on either side of the bed. The bed clothes rest upon this cover stretched between the two collapsible frames, described, is raised with the opening of the frame, and lowered when the frame is in a collapsed condition, as shown in Fig. 3.

Having thus described my invention, what I claim as new and for which I desire Letters Patent, is as follows:

1. In a bed clothes holder, two collapsible frames mounted parallel to each other, one on either side of the bed frame, means for clamping said collapsible frames to the bed frame, a removable, collapsible cover mounted on said bed frame and extending from one bed frame to the other, means for holding said bed frames in a locked, extended position, means for springing said bed frames into said locked extended position.

2. In a bed clothes holder, two collapsible frames both mounted in a clamped position on one side of the frame of the bed, a bar pivotally mounted and attached to said frames extending between them, means for holding a removable rod mounted on said bar, means for holding said bed frame in a locked extended formation, means extending between said frames whereby each frame is simultaneously and yieldingly extended, and locked, a similar frame mounted in a clamped position on the opposite side of the bed frame, a covering removably mounted on each of said frames, and extending from one frame to the other, capable of holding, raising and lowering the bed clothing.

In testimony whereof I have affixed my signature, in presence of two witnesses.

IVORY A. TUTTLE.

Witnesses:

J. G. HOYT,

D. A. DIEFENDORF.