

M. E. HALL.
BAG HOLDER.
APPLICATION FILED MAY 23, 1910.

981,639.

Patented Jan. 17, 1911.

Fig. 1.

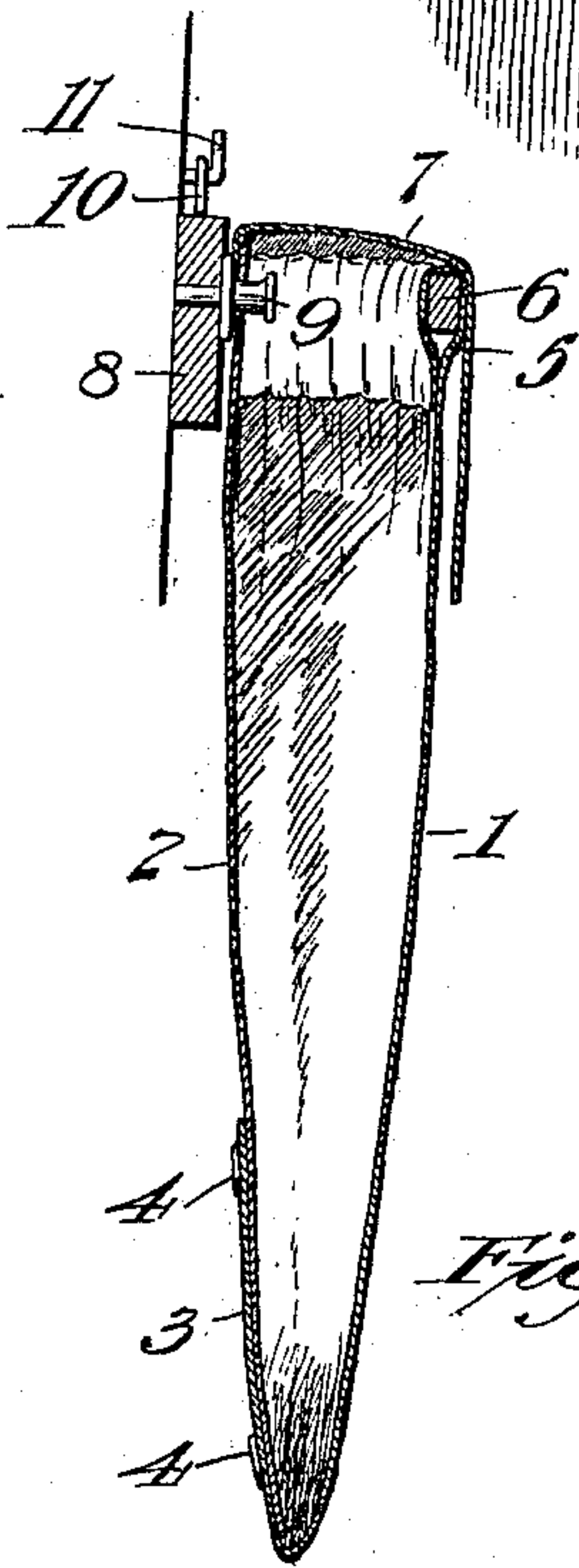



Fig. 2

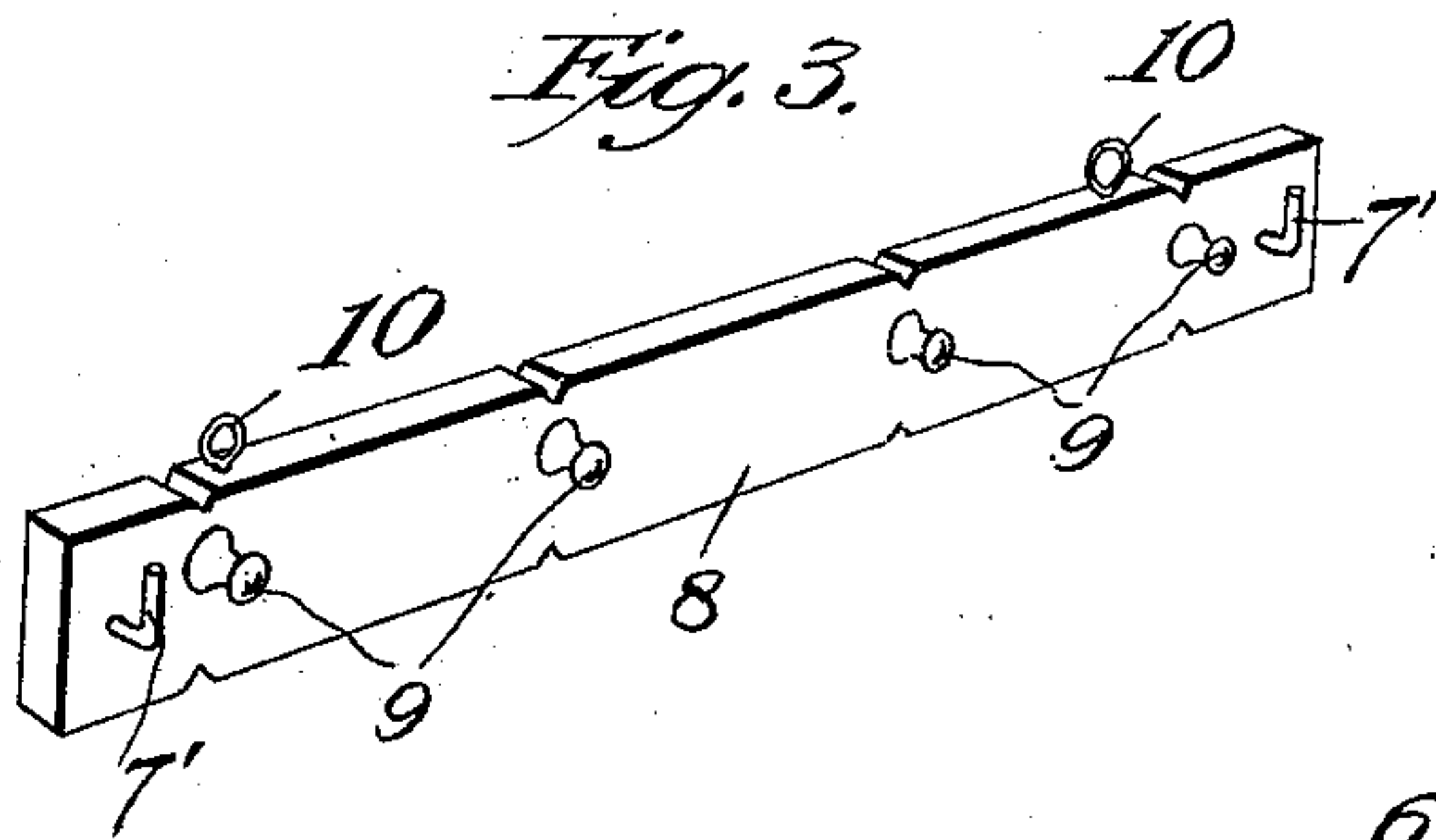


Fig. 3.




Fig. 4.

WITNESSES

T. L. McChesney
J. A. Byrne

INVENTOR

Minna E. Hall
by H. H. Byrnes
Attorney

UNITED STATES PATENT OFFICE.

MINNIE E. HALL, OF NEW YORK, N. Y.

BAG-HOLDER.

981,639.

Specification of Letters Patent.

Patented Jan. 17, 1911.

Application filed May 23, 1910. Serial No. 562,943.

To all whom it may concern:

Be it known that I, MINNIE E. HALL, a citizen of the United States, residing at New York, in the county of New York and State of New York, have invented new and useful Improvements in Bag-Holders, of which the following is a specification.

The present invention relates to holders or supports for bags for holding articles of soiled linen collected for laundrying, and has for its purpose to provide a device of that character especially with reference to the needs of apartments, hotels, and in fact to living quarters generally where the question of space is of importance.

A further purpose of the invention is to provide a laundry bag holder which is of simple design, cheap of manufacture, and which will present a neat and attractive appearance in its position of use.

The invention further contemplates a bag holder having means whereby the contents of the laundry bag may be readily removed without necessitating the actual handling of the articles.

With the foregoing objects in view the arrangement herein proposed possesses other advantages which will be apparent from the following extended description, and the several features of novelty are as set forth in the appended claim.

In the accompanying drawing which shows the invention by way of illustration, Figure 1 is a perspective view of the device in position for use. Fig. 2 is a transverse sectional view of the device shown in Fig. 1. Fig. 3 is a detail perspective view of the supporting strip, and Fig. 4 is a detail perspective view of the bag opening member.

Referring to the several figures more in detail and with like reference characters indicating corresponding parts in the different views shown, the numeral 1 indicates the bag which is supported in position by its back portion 2, and 3 represents the bottom thereof which is detachably secured to the rear section 2 through the medium of a plurality of buttons 4. With this provision it is possible to remove the contents from the bag

without actually handling the pieces or taking the bag from its support.

The means for supporting the bag consists of a strip of wood 8, or other suitable material which is adapted to be hung from a door or wall through the medium of eyes 10 engaging with hooks 11. Said strip 8 is provided with a series of studs or buttons 9 which engage with suitable eyelets or button-holes 9' formed in the section 2 adjacent the upper edge thereof.

In order to keep the bag always in position to conveniently receive the articles, the mouth of the bag has a portion thereof folded upon itself as at 5 to provide a suitable supporting means for an arcuate strip 6; and said strip 6 is at either end formed with a projecting portion 6', which when the strip is in position fit within hooks 7' secured to the strip 8 at its opposite ends. (See Fig. 1.)

A covering section 7 is secured to the rear section 2 adjacent the eyelets formed near the upper edges thereof, and loosely overlies the sustaining strip 6.

What I claim as new is:

A bag supporting device comprising a straight and a readily detachable arcuate strip, said arcuate strip having off-standing and oppositely disposed end portions, said straight strip having hooks forming openings between them and the straight strip adapted to receive said off-standing portions, the said hooks and straight strip engaging with the off-standing portions, and holding the arcuate strip in substantially horizontally extending position, and devices on straight strip intermediate said hooks providing bag securing means, and devices on said straight strip for securing it to a suitable support.

In testimony whereof I have hereunto set my hand in presence of two subscribing witnesses.

MINNIE E. HALL.

Witnesses:

JAMES ARTHUR SEAVEY,
ANON H. BRADLEY.