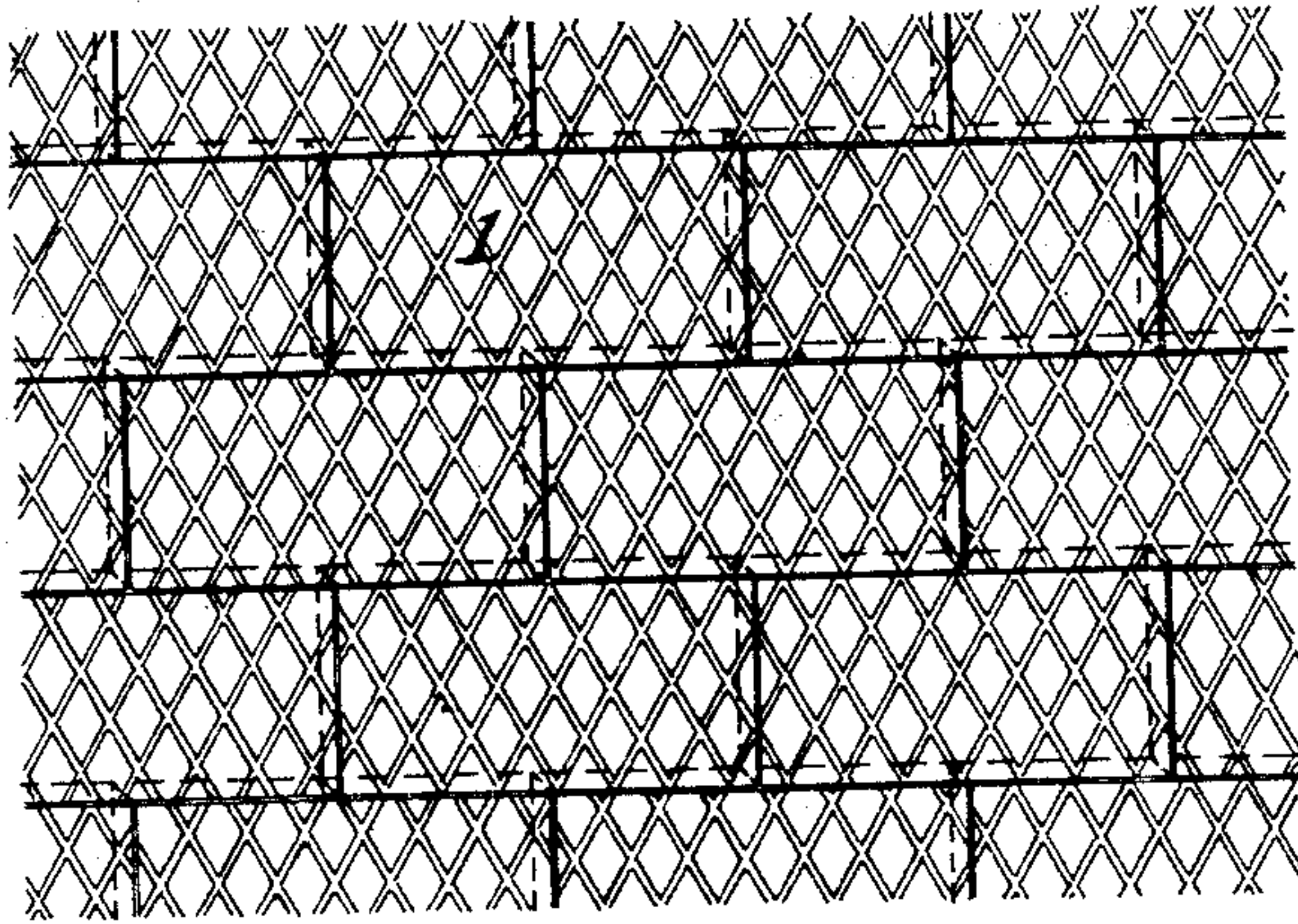


W. C. KAMMERER.  
INSULATION SLAB.  
APPLICATION FILED MAR. 13, 1909.

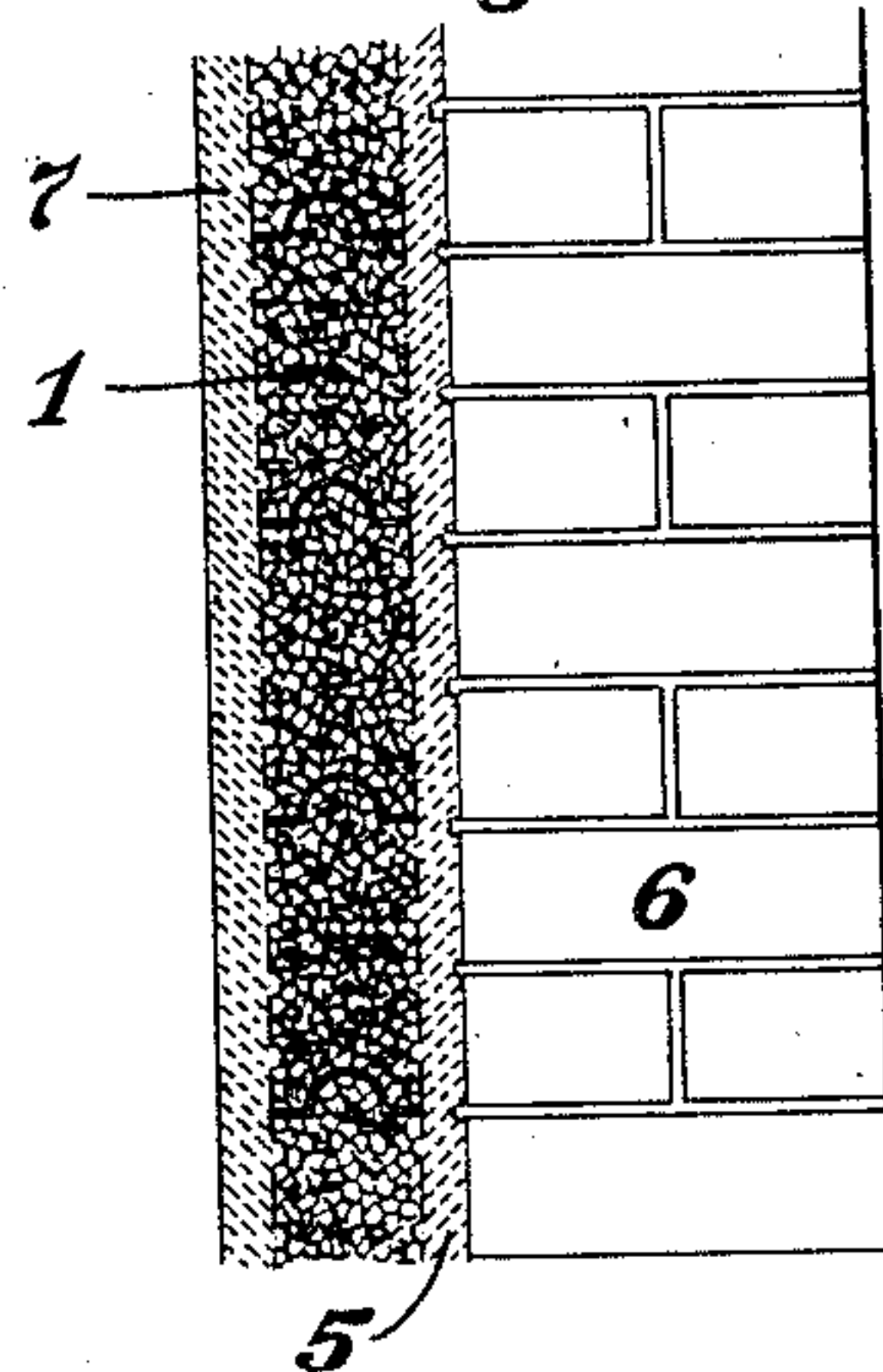
979,310.

Patented Dec. 20, 1910.

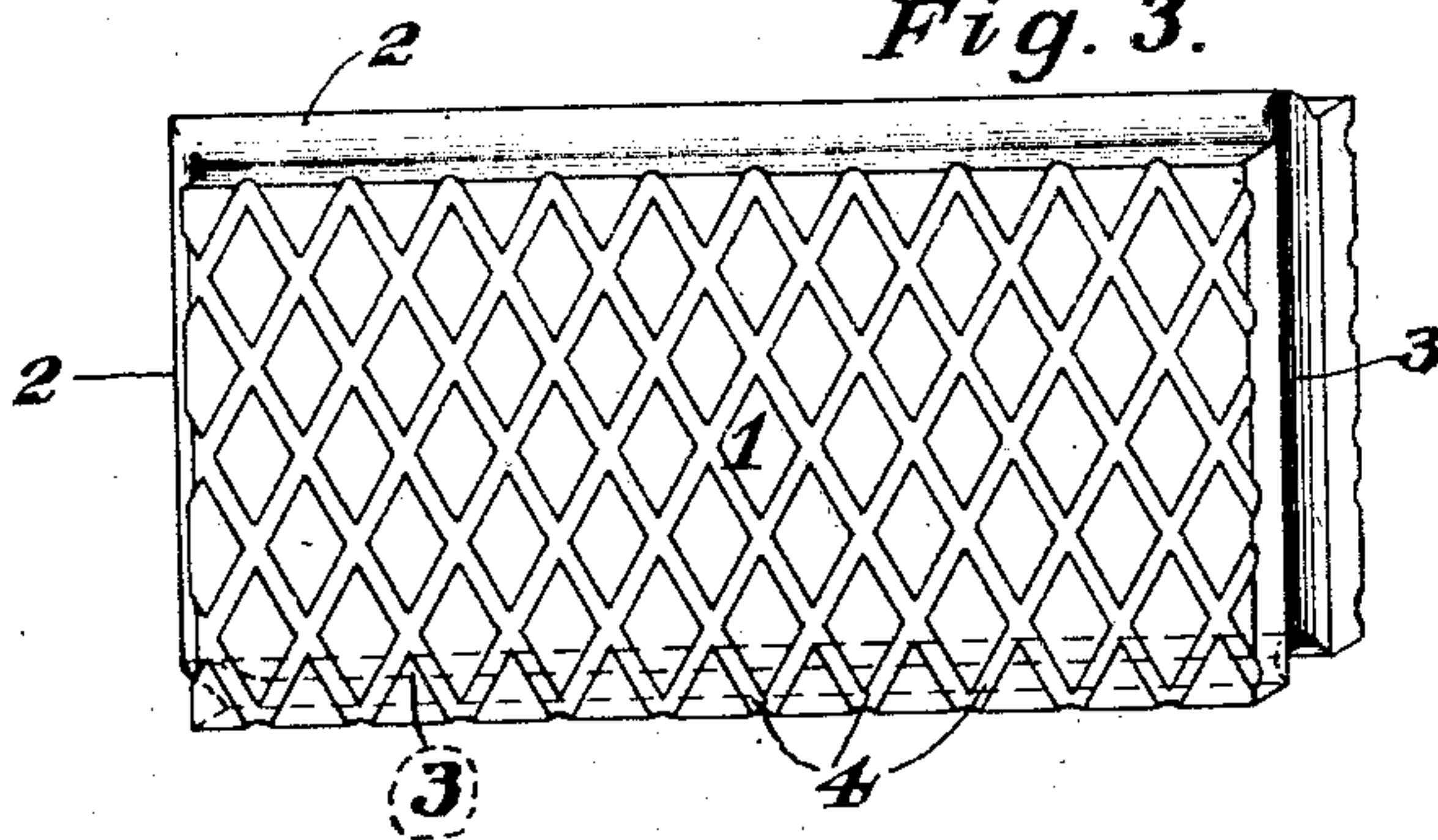
*Fig. 1.*



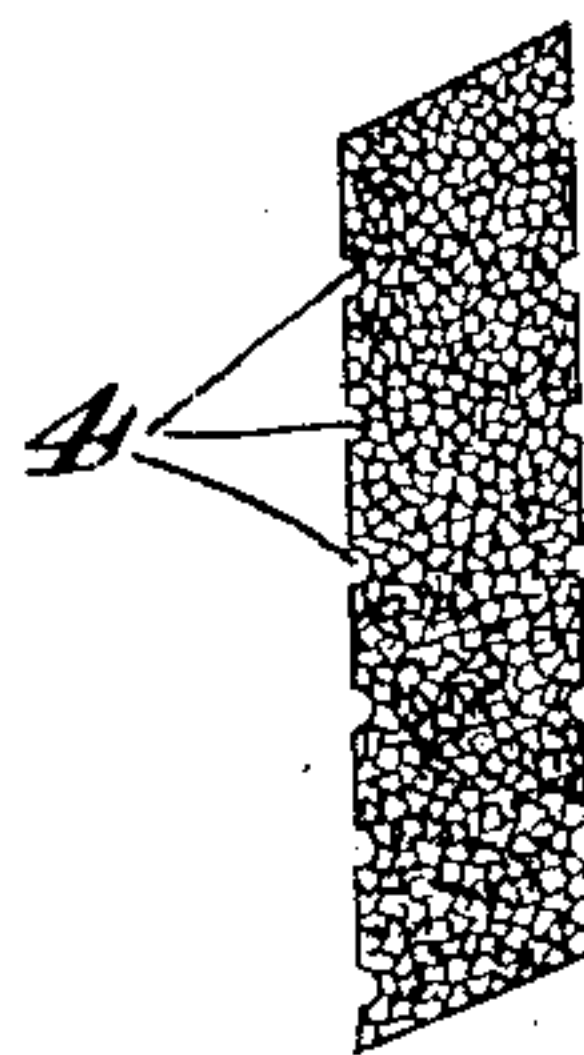
*Fig. 2.*



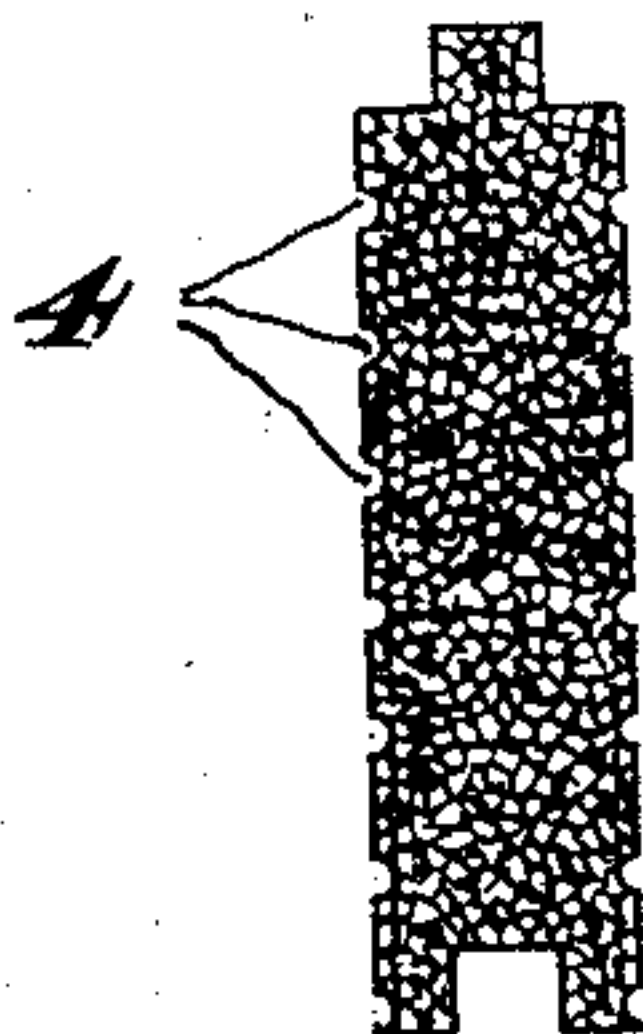
*Fig. 3.*



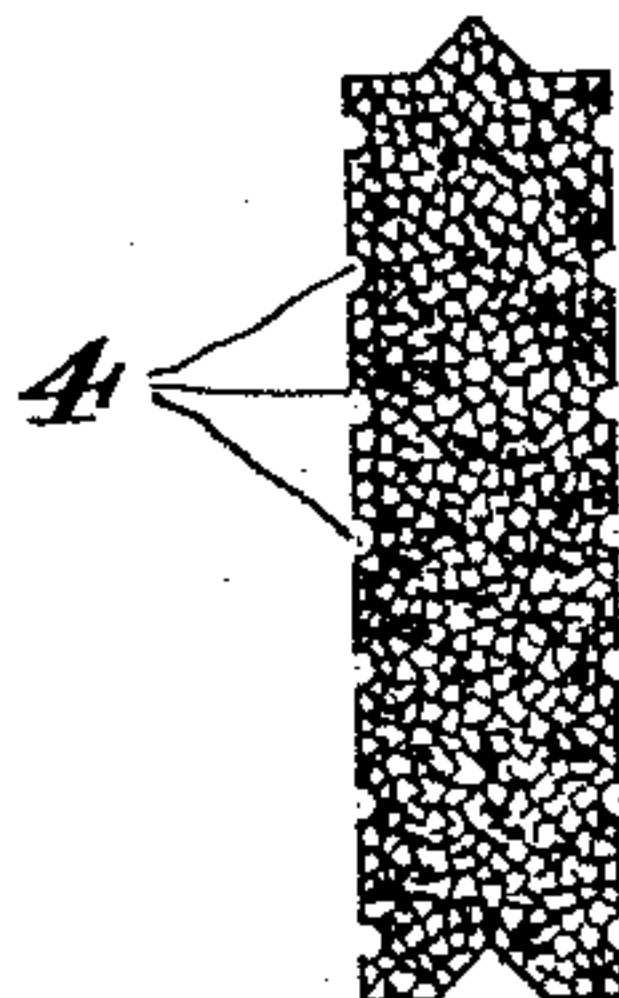
*Fig. 7.*



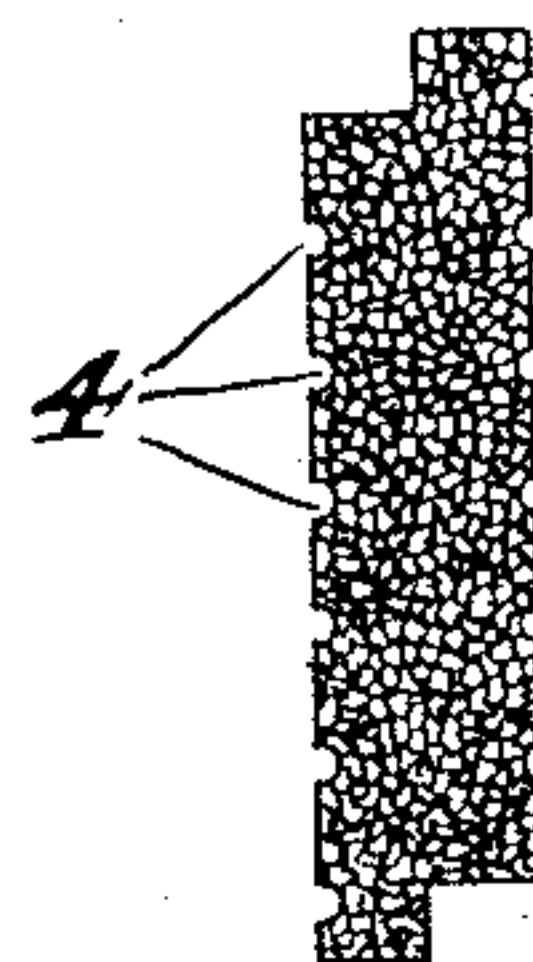
*Fig. 4.*



*Fig. 5.*



*Fig. 6.*



Witnesses:

George G. Anderson.  
Edna J. Lockel.

Inventor,  
William C. Kammerer.  
By Hugh N. Wagner,  
His Attorney.



# UNITED STATES PATENT OFFICE.

WILLIAM C. KAMMERER, OF ST. LOUIS, MISSOURI.

## INSULATION-SLAB.

979,310.

Specification of Letters Patent. Patented Dec. 20, 1910.

Application filed March 13, 1909. Serial No. 483,252.

*To all whom it may concern:*

Be it known that I, WILLIAM C. KAMMERER, a citizen of the United States, residing at the city of St. Louis, State of Missouri, have invented certain new and useful Improvements in Insulation-Slabs, of which the following is a specification, reference being had therein to the accompanying drawings.

10 This invention consists in an improved construction of units of insulating material, whereby cork blocks or slabs or units of other insulating material can be fitted together in such a manner that they form a wall-lining having a plumb and even surface and one of increased insulating efficiency.

15 It is intended principally to prevent the exit of cold from refrigerated rooms, or the entrance of heat thereinto, but may be utilized for the inverse purpose or to render walls sound-proof.

Prior to this invention, walls have been lined with cork board in the form of slabs, it having been customary to use two layers, the joints of one layer being covered by the slabs of the other layer, in order to form an insulation that would prevent the admission of air or sound through the cracks. By the present invention, the necessity and expense of two layers is obviated except where double efficiency is desired. In the old form of construction, it was impossible to construct a lining having a plumb surface, for the reason that the mortar projecting from between the bricks forms an irregular surface. A coating of cement applied to the inside of such uneven brick wall partook of its irregularities. The slabs of insulating material pressed into said cement formed an uneven lining surface because some would sink into the depressions in the cement and in the brick wall, while others could not do so, because of being located opposite a mortar projection.

45 In the drawings forming part of this specification, in which like numbers of reference denote like parts wherever they occur, Figure 1 is an elevation of a portion of an insulating lining constructed of the herein-described cork-blocks; Fig. 2 is a sectional view of the said lining showing its connection with a brick-wall or the like; Fig. 3 is a perspective view of the preferred form of cork-block; and Figs. 4, 5, 6, and 7 are sections of modifications, showing alternative forms of joints.

55 The cork-blocks or slabs 1 are composed of disintegrated cork in the form of chips and shavings coated with melted resin and pressed into their shape in molds, said blocks or slabs, as depicted in Fig. 3, having tongues 2 on two adjacent edges and grooves 3 in the other two edges. Each of said grooves is of such a shape, depth, and location as to allow a tongue 2 on an adjacent block to enter same and form therewith a perfect joint between adjacent slabs, and, also, to register the exposed surface of the blocks in the same vertical plane. The said tongues occupying the same relative position as the grooves on the edges of said slab register therewith, and said slabs being of equal thickness form a wall with an even surface. The faces of the blocks are provided with depressions 4, which may be arranged in the network or reticulated form shown in the drawings, and which allow the wet Portland cement of the layer 5, on the brick-wall 6, to enter and form a perfect band with said cork units, holding same firmly in place.

80 The outer surface of the lining can be covered with plaster 7, as shown in Fig. 2, or any other suitable finishing, or may be left without covering, depending upon the purpose for which the room is to be used.

85 Various other forms of joints may be used without departing from this invention, some forms of which are depicted in the modifications shown in Figs. 4, 5, 6, and 7.

90 It is obvious that the above-described blocks or slabs may be used to a great advantage to lessen the cost of constructing an insulating lining for walls. By reason of the overlapping joints employed in the construction herein described as great insulating efficiency is secured as by the use of two old-style layers in which the individual units or slabs in one layer overlapped the cracks between contiguous slabs in the adjoining layer, while, if the present construction be employed in a two-layer structure, double insulating efficiency will be produced.

Having thus described my invention, what I claim and desire to secure by Letters-Patent is,

5 As a new article of manufacture, a portable slab unit for use in the formation of insulating wall linings embodying a block composed of disintegrated cork in the form of chips and shavings coated with melted

resin and pressed into a single integral component mass.

In testimony whereof I have affixed my signature in presence of two witnesses.

WILLIAM C. KAMMERER.

Witnesses:

GLADYS WALTON,  
EDNA J. GOCKEL.