

G. B. GLIDDEN.
 DISPLAY PACKAGE FOR GARTERS.
 APPLICATION FILED OCT. 10, 1910.

978,367.

Patented Dec. 13, 1910.

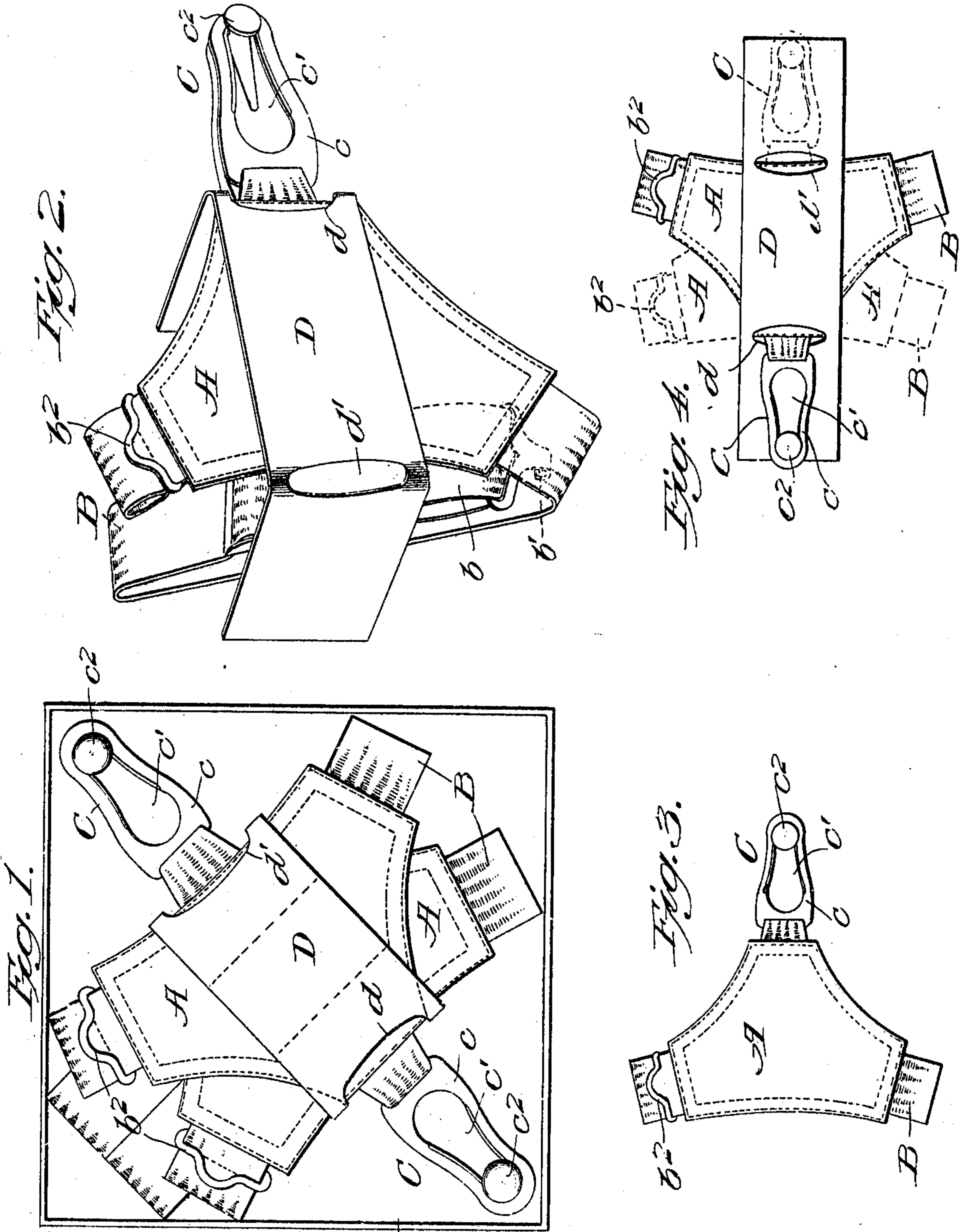


Fig. 1.

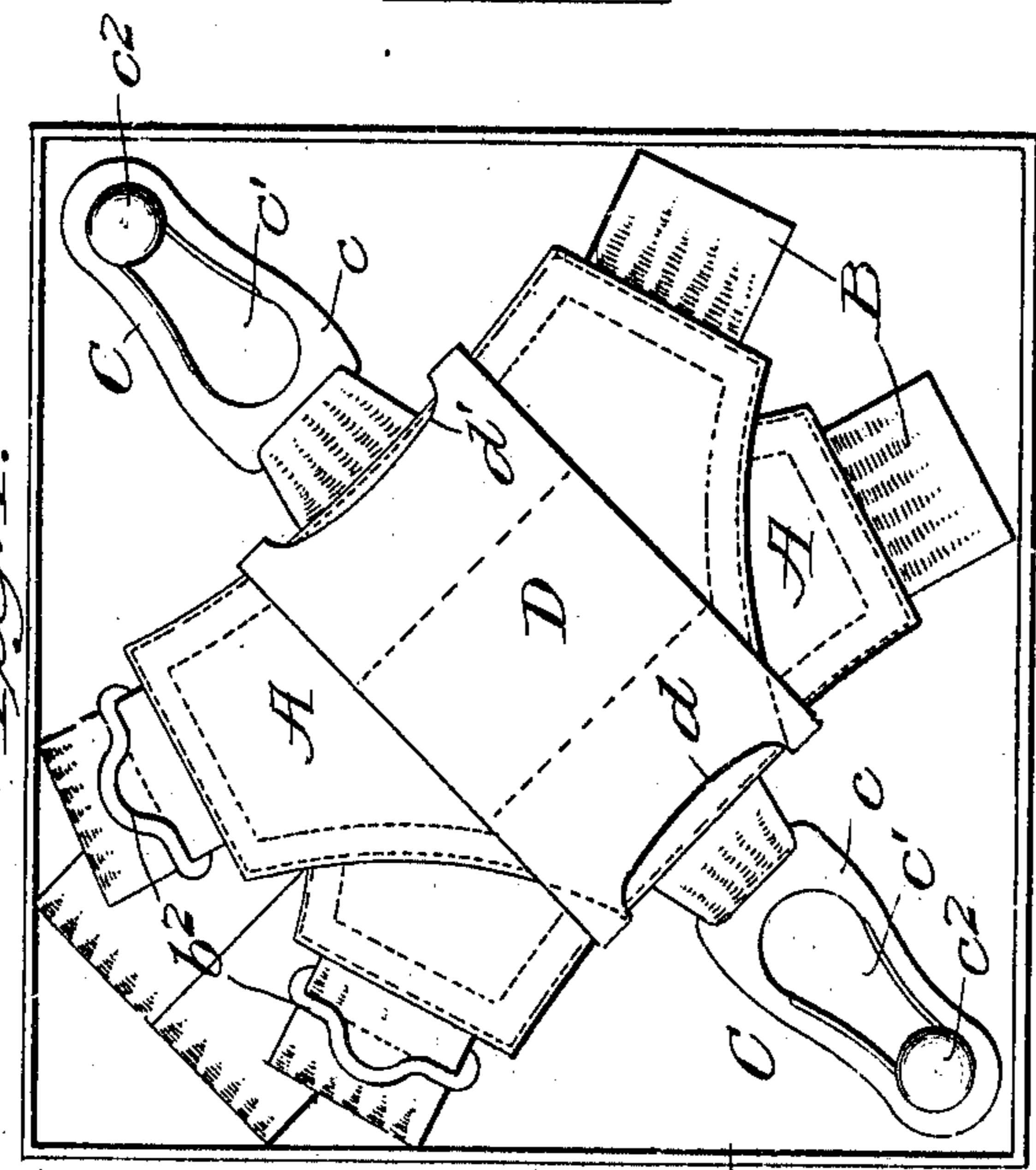


Fig. 2.

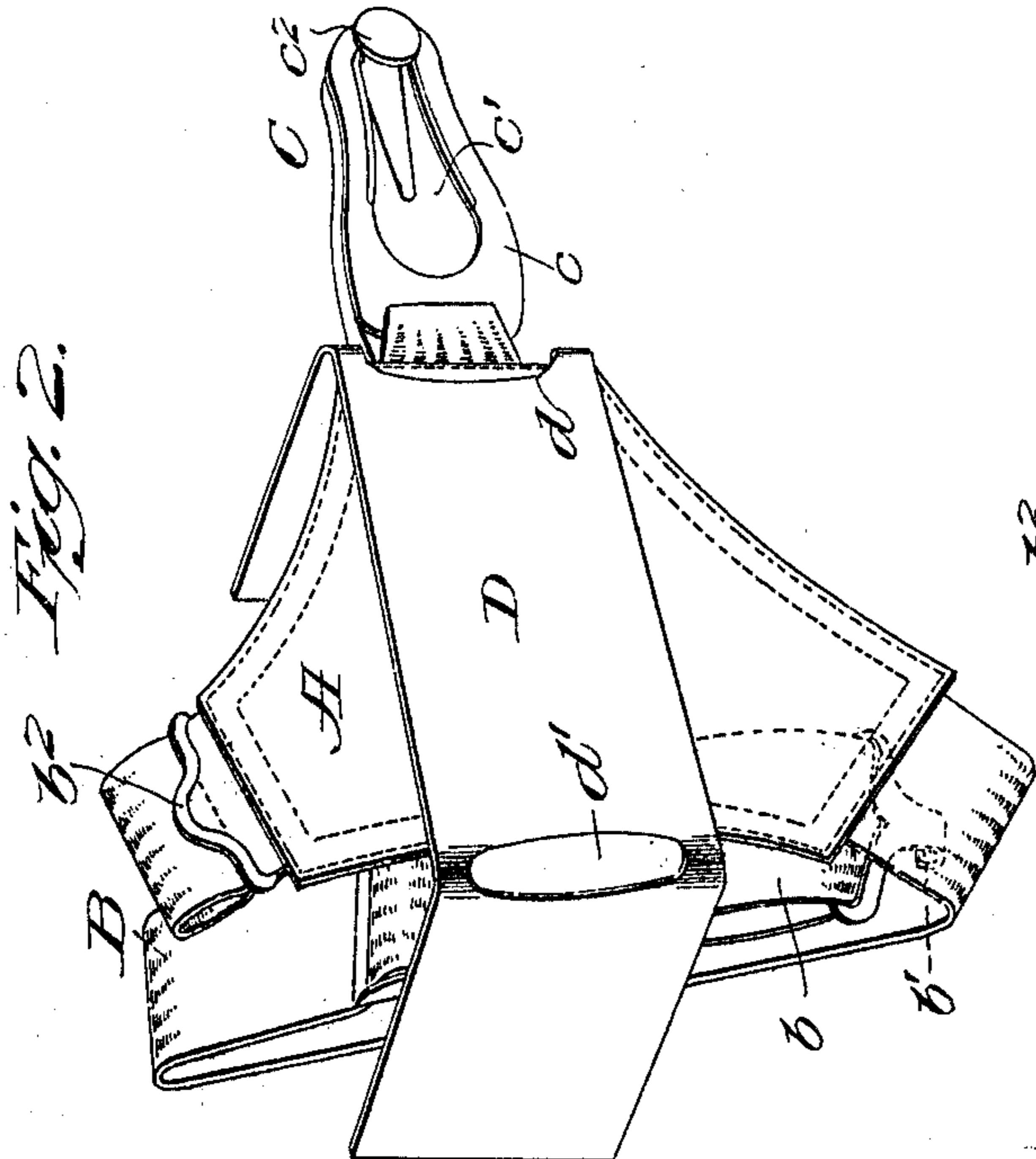


Fig. 3.

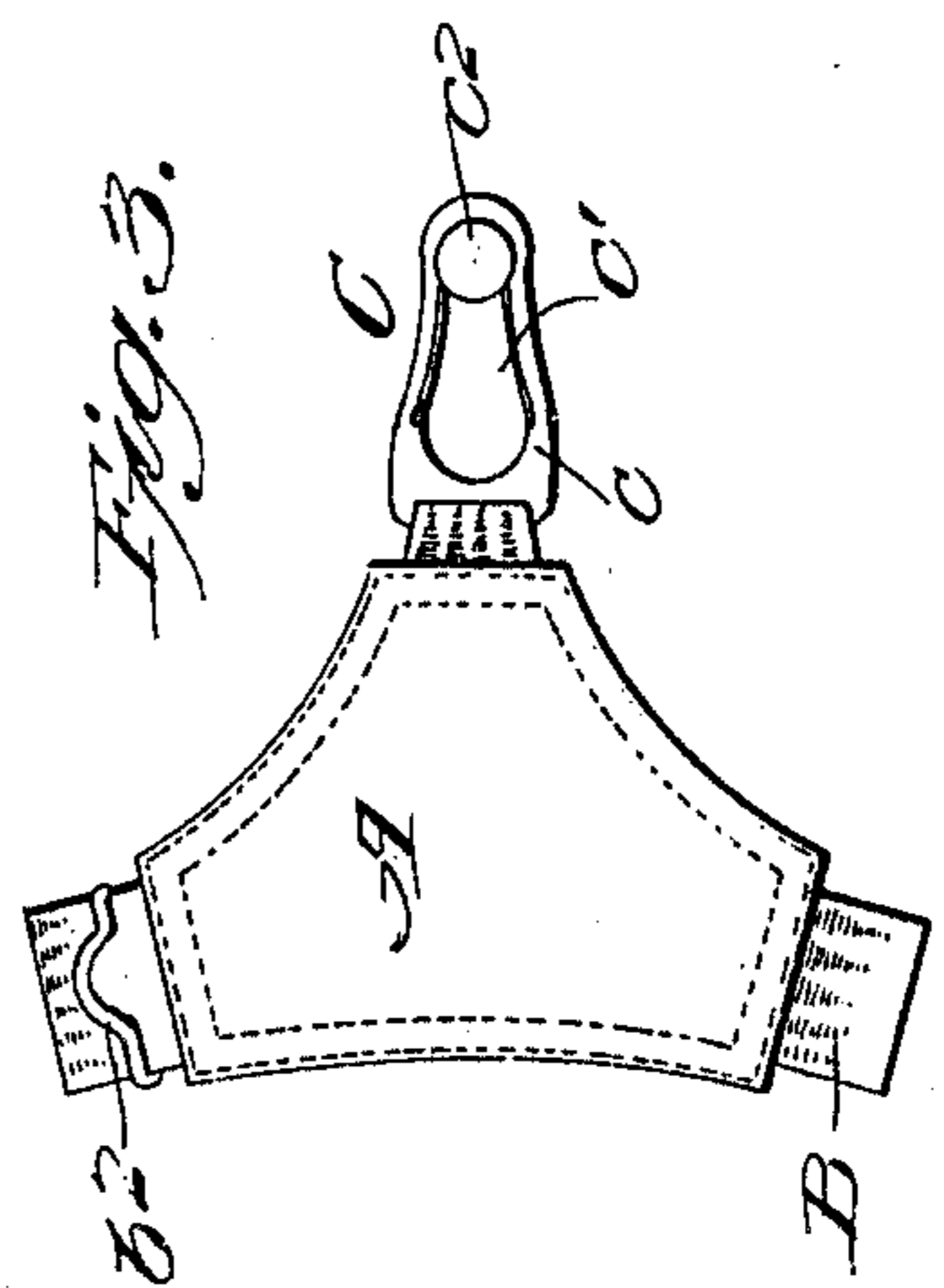
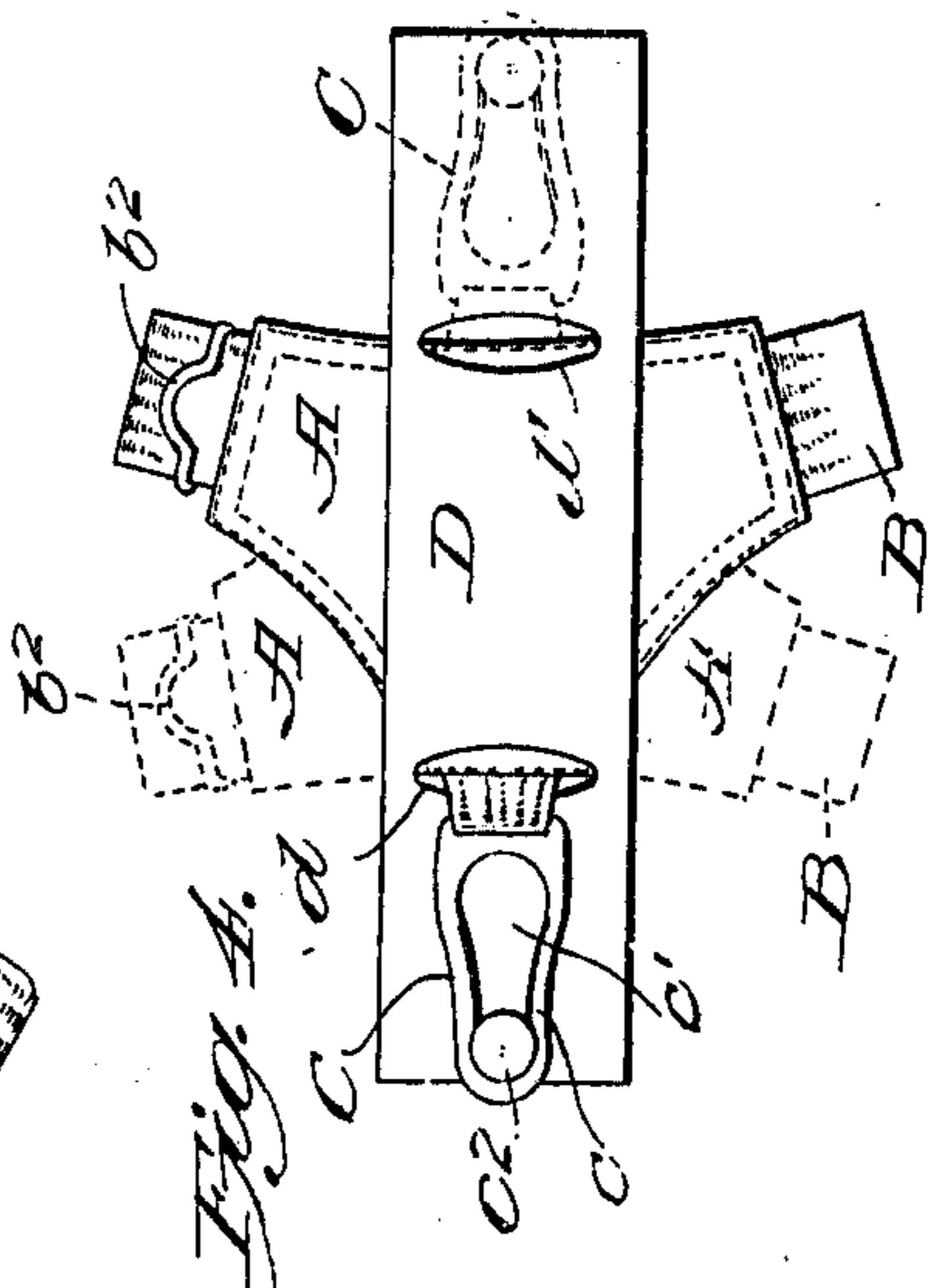


Fig. 4.



WITNESSES

J. H. Woodruff
L. B. Franzone

INVENTOR

George B. Glidden

By his Attorneys,
Phedon Wright
By Lloyd B. Wright

UNITED STATES PATENT OFFICE.

GEORGE B. GLIDDEN, OF DIGHTON, MASSACHUSETTS, ASSIGNOR TO GEORGE FROST COMPANY, OF BOSTON, MASSACHUSETTS, A CORPORATION OF MASSACHUSETTS.

DISPLAY-PACKAGE FOR GARTERS.

978,367.

Specification of Letters Patent. Patented Dec. 13, 1910.

Application filed October 10, 1910. Serial No. 586,197.

To all whom it may concern:

Be it known that I, GEORGE B. GLIDDEN, a citizen of the United States, residing in Dighton, in the county of Bristol and State of Massachusetts, have invented certain new and useful Improvements in Display-Packages for Garters, of which the following is a specification.

The object of my invention is to provide means for holding and displaying garters of the kind worn by men, and comprising a leg-band, a pad and a clasp suspended from the pad. Garters of this kind cannot conveniently be packed in long narrow boxes as men's garters are commonly packed but require relatively flat and wide or rectangular boxes. Commonly one of the garters of each pair has the leg-band firmly secured to and extending from the right-hand side of the pad while the other garter of the pair has the leg-band extending from the left-hand side thereof.

According to my invention, the garters of each pair are so folded and connected as to display both clasps, parts of both pads, and parts of the leg-bands so that as soon as the box is opened the construction and quality of the different parts of the garters may be inspected. A band is employed which is so applied and secured that the garters cannot be separated or unfolded without detaching them from the band and ordinarily without breaking the band.

In the accompanying drawings:—Figure 1 is a plan view of a pair of garters folded and packed in a box according to my invention. Fig. 2 is a perspective view of one of the garters of a pair, showing how it is folded and connected with the band. Fig. 3 is a plan view of one of the garters of the pair with the leg-band folded and ready to be attached to the securing band. Fig. 4 is a plan view, showing one of the folded garters connected with the band by full lines and showing also, by dotted lines, how the other garter of the pair is applied to the band.

Each garter of the pair comprises a pad, A, a leg-band, B, and a clasp, C. The leg-band is permanently secured to one side of the pad and is provided with a looped adjustable portion, b , carrying a hook, b' , which is adapted to engage an eye, b^2 , on the opposite side of the pad. The clasp, C,

comprises a metal loop, c , and a tab, c' , carrying a button, c^2 .

In packing a pair of garters, the leg-band of each pair is folded in the manner indicated in Fig. 2, the leg-band being folded around the back of the pad, as there clearly indicated. The clasp is then passed through the slot, d , in a strip, D, of paper or other suitable flexible material which also has another slot, d' , to receive the clasp of the other garter of the pair, which other garter is folded in the same manner as the one shown in Fig. 2.

In Fig. 4 I have shown, by full lines, one garter of the pair properly folded and engaged with the securing strip and, by dotted lines, have indicated how the other garter of the pair is connected with this strip. When both garters are connected with the securing strip the ends of the strip are folded around the garters and pasted or otherwise secured, and then the pair of garters will appear as shown in Fig. 1 and may be placed in a box, E, as there indicated.

It will be observed that the clasps are arranged on diametrically opposite sides of the pads, while the webbing of the leg-bands appears on both sides thereof. The clasps enter the diagonally opposite corners of the box and the projecting ends of the leg-bands fit into the other diagonally opposite corners thereof. In this way the garters are held in position and prevented from shaking about, being always in good condition for inspection as soon as the cover of the box is removed.

I claim as my invention:—

1. A display package for garters, consisting of a pair of garters each comprising a pad, a leg-band and a clasp, each of which garters has the leg-band folded around the pad and a flexible band inclosing the pads having slots through which the clasps extend.

2. A display package for garters, consisting of a pair of garters each comprising a pad, a leg-band and a clasp and each garter of the pair having the leg-band folded across the pad with the clasp projecting therefrom at right angles to the leg-band, one garter so folded being placed flatwise over the other, the clasp of the under garter projecting from the pad in a direction dia-

metrically opposite to the other, and a flexible band extending around both pads and having slots through which the clasps project.

- 5 3. A display package for garters, comprising a flat rectangular box and a pair of garters therein, each garter of the pair comprising a pad, a leg-band and a clasp, the leg-band of each garter being folded across
10 the back of the pad, the pads being disposed flatwise one above the other with the clasps of the two pads projecting in diametrically

opposite directions from the pads, and a flexible band extending around both pads having slots through which the clasps extend, which clasps are arranged in diametrically opposite corners of the box, substantially as shown and described. 15

In testimony whereof, I have hereunto subscribed my name.

GEORGE B. GLIDDEN.

Witnesses:

ALPHONSO W. BELCHER,
ROBERT GATON.