

C. I. WATKINS.
MILK TICKET OR ADVERTISING AND PRICE CARD HOLDER.
APPLICATION FILED SEPT. 22, 1909.

973,731.

Patented Oct. 25, 1910.

Fig. 1.

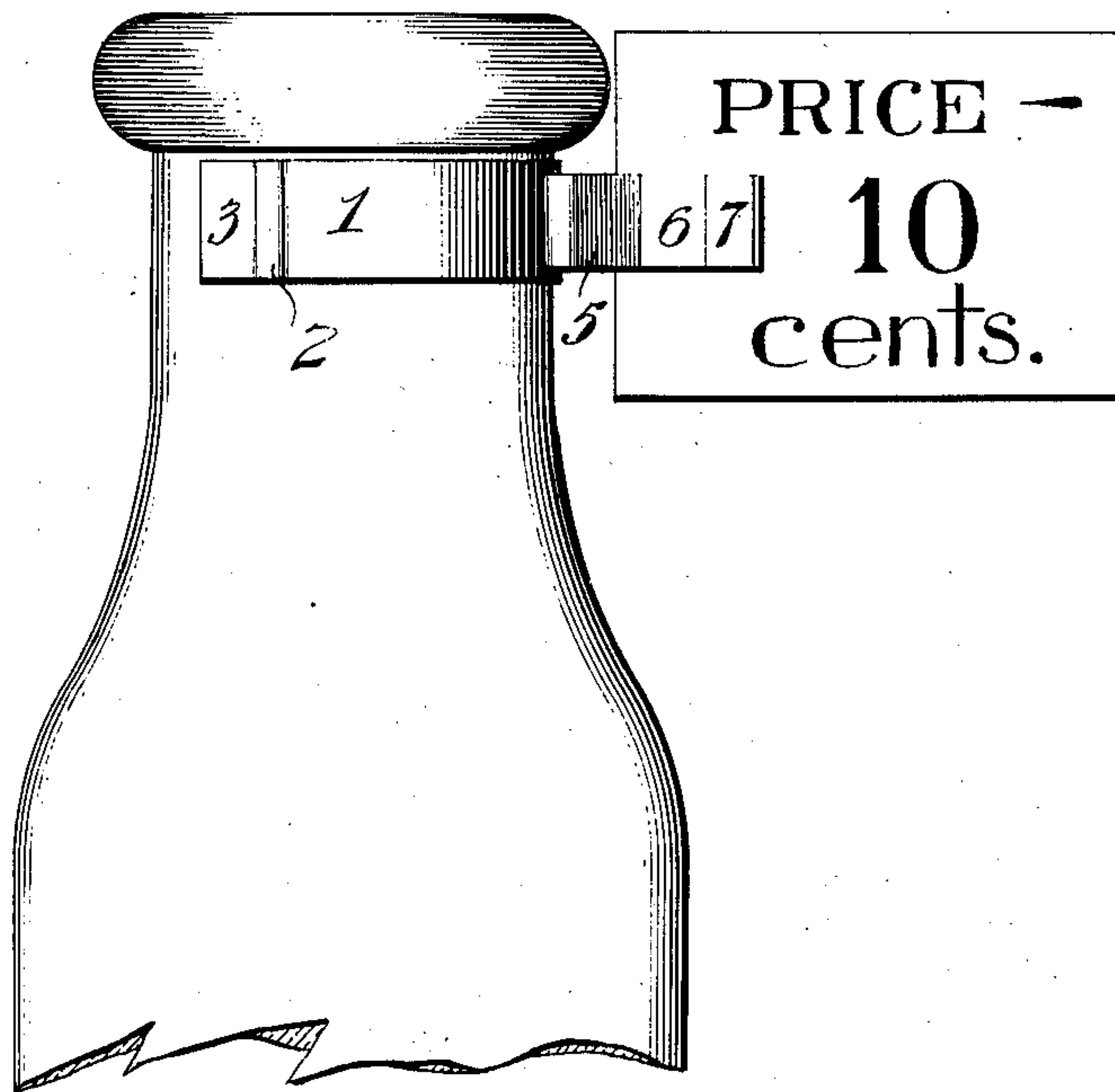


Fig. 2.

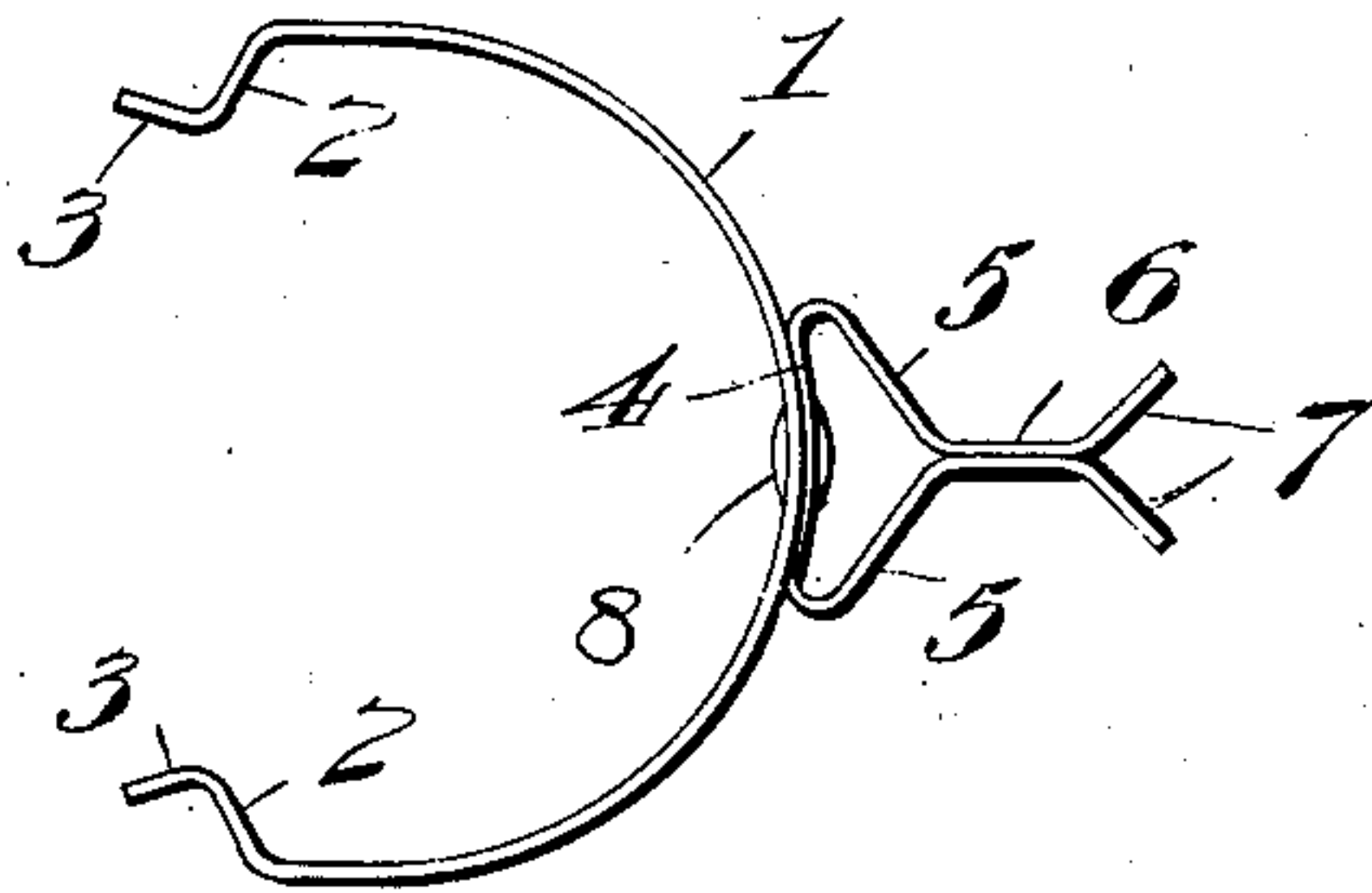
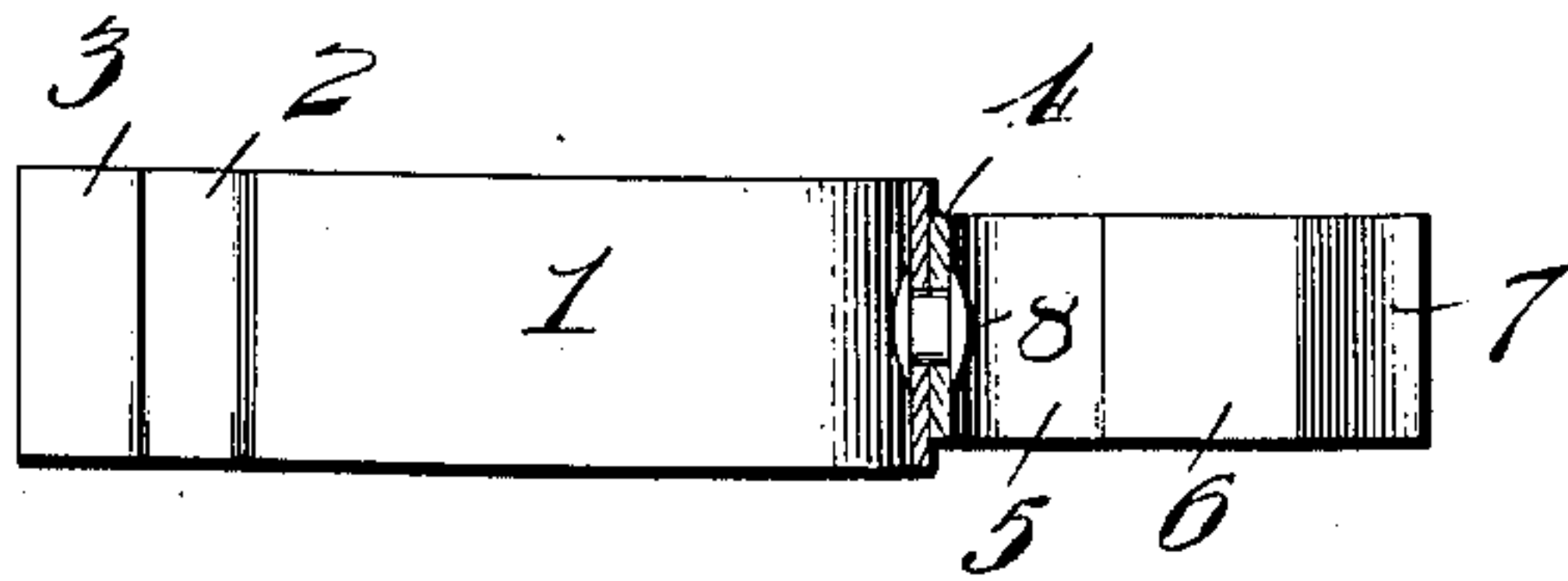


Fig. 3.



Witnesses
T. L. Moore
Paul L. Webb

By

Clemens I. Watkins.
Inventor

H. S. Hill

Attorney

UNITED STATES PATENT OFFICE.

CLEMENS I. WATKINS, OF NEW MARTINSVILLE, WEST VIRGINIA.

MILK-TICKET OR ADVERTISING AND PRICE CARD HOLDER.

973,731.

Specification of Letters Patent.

Patented Oct. 25, 1910.

Application filed September 22, 1909. Serial No. 519,036.

To all whom it may concern:

Be it known that I, CLEMENS I. WATKINS, a citizen of the United States, residing at New Martinsville, in the county of Wetzel and State of West Virginia, have invented certain new and useful Improvements in Milk-Ticket, Advertising, and Price Card Holders, of which the following is a specification.

The present invention is in the nature of a novel spring clip which is designed to be applied to a bottle, can, or other cylindrical or curved object, for the purpose of attaching a card or ticket thereto, and the object of the invention is the provision of a spring clip of this character which is simple and inexpensive in its construction, which can be quickly and easily applied to a bottle or similar object, and which will securely hold the card in such a position as to be clearly visible, and so that it can be readily punched if desired. Such a clip may be very advantageously utilized for attaching a milk ticket to an empty milk bottle and renders it impossible for the milk ticket to be blown away or become otherwise misplaced or lost as is frequently the case where the ticket is inserted loosely in the mouth of the bottle. The milk man upon his arrival would merely have to detach the clip from the empty bottle and apply it to the full bottle, at the same time punching the ticket. These clips may also be utilized in drug stores, grocery stores, confectionery stores, and the like, for applying reading notices or price cards to bottles, cans, and similar objects.

With these and other objects in view, the invention consists in certain novel constructions and arrangements of the parts as will more fully appear as the description proceeds, the novel features being pointed out in the appended claim.

For a full understanding of the invention, reference is to be had to the following description and accompanying drawing, in which:

Figure 1 is a side elevation of the upper portion of a bottle having one of the improved clips applied thereto, Fig. 2 is a plan view of one of the clips, and Fig. 3 is a longitudinal sectional view through the clip.

Corresponding and like parts are referred to in the following description and indi-

cated in all the views of the drawing by the same reference characters.

Specifically describing the present embodiment of the invention, the numeral 1 designates the main clip which may be formed of any suitable spring material and has a substantially U shaped formation so as to conform in a general way to the shape of the bottle, can, or other object to which the clip is applied. The two ends of this main clip 1 are extended inwardly at 2 so as to grip the bottle and hold the clip in position thereon, and are then flared outwardly at 3 to form a mouth for receiving the bottle and wedging the two arms of the clip apart when the same is being applied.

The card holding clip projects axially from the back of the main clip 1, so as to be advantageously employed as a finger piece or handle in manipulating the latter, and is also formed of a strip of spring material, the said strip being slightly narrower since the card holding clip need not have as strong a spring action as the main clip. This card holding clip comprises a base 4 which fits against and is secured to the back of the main clip by means of a rivet 8 or similar fastening member, the two ends of the base being returned as indicated at 5 and then extended outwardly in parallel relation to form the jaws 6 which are spring pressed toward each other and are designed to receive the price card or ticket 9 between them. The outer ends of the jaws are flared at 7 to form a mouth for receiving a ticket and directing it between the jaws when the ticket is being applied to the clip.

In the operation of the device it will be obvious that by grasping the card holding clip which projects axially from the main clip 1, the latter can be easily and quickly removed from or applied to a bottle or the like, by merely applying the necessary force thereto. It might also be mentioned that with the construction shown, when the arms of the main clip 1 are sprung apart as when in engagement with a bottle, the base 4 of the card holding clip is slightly flexed so as to cause the jaws 6 to grip the card very securely. It will thus be obvious that I have provided a card holding clip which can be very conveniently manipulated, which is extremely inexpensive in its construction, and which can be applied to the neck of a bottle regardless of whether or not the mouth

thereof is plain or is formed with an enlarged rim.

Having thus described the invention, what I claim as new and desire to secure by Letters Patent is:

In a device of the character described, the combination of a main clip the base of which is flexed when the clip is applied, a card holding clip constructed independently of the main clip and comprising a base the ends of which are returned and form co-operating jaws, and a fastening member securing the base of the card holding clip to the base of the main clip, the said base of

the card holding clip fitting against the base of the main clip and extending along the same for a distance so that the aforesaid flexing of the base of the main clip tends to force the jaws of the card holding clip into a closer engagement with the card placed between the same when the device is applied.

In testimony whereof I affix my signature in presence of two witnesses.

CLEMENS I. WATKINS.

Witnesses:

JOSEPH E. RIGGS,

GEORGE S. SNODGRASS.