

S. D. DELP.
SUSPENSORY BANDAGE.
APPLICATION FILED JULY 31, 1909.

967,736.

Patented Aug. 16, 1910.

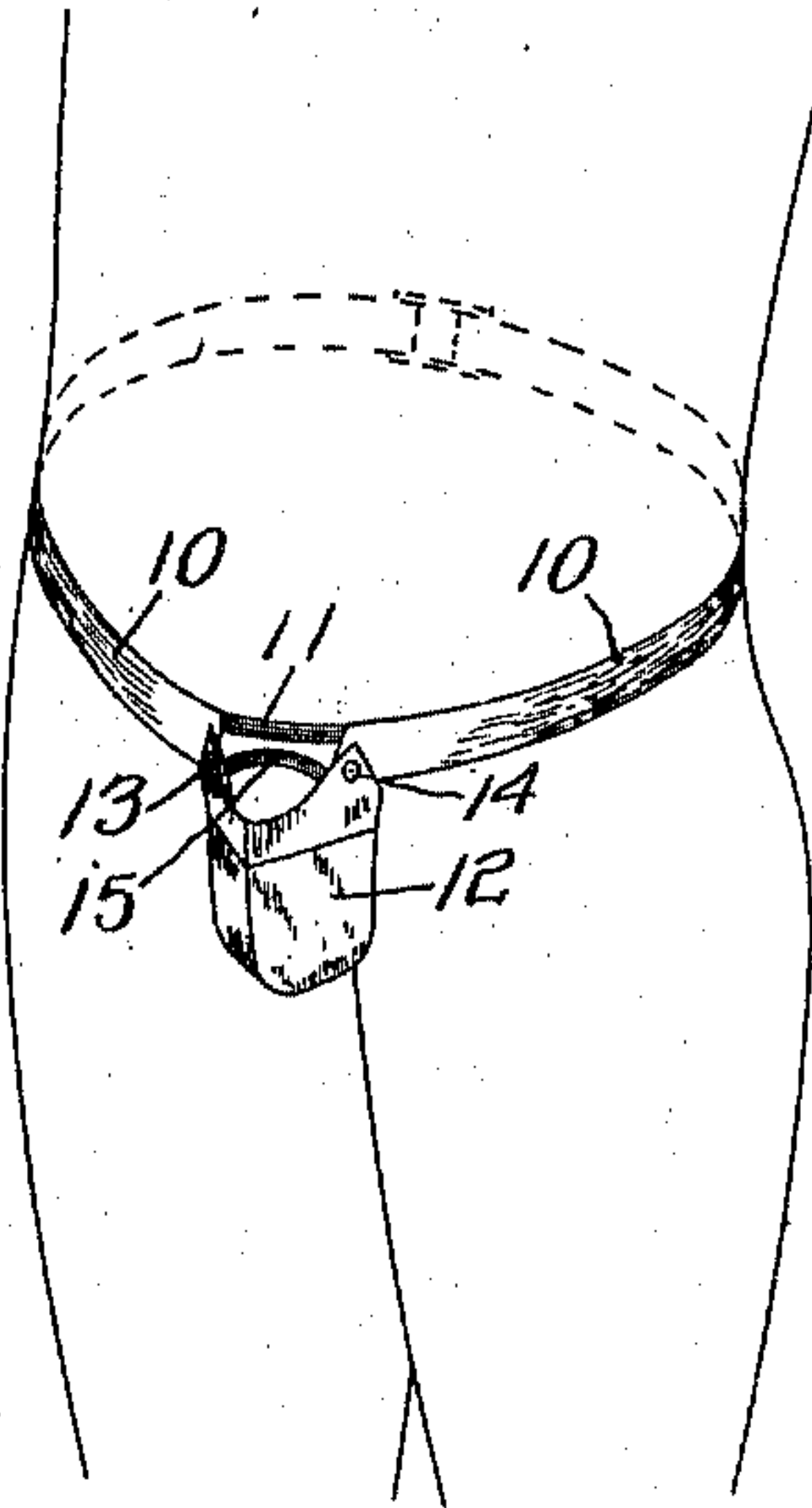


Fig. 1.

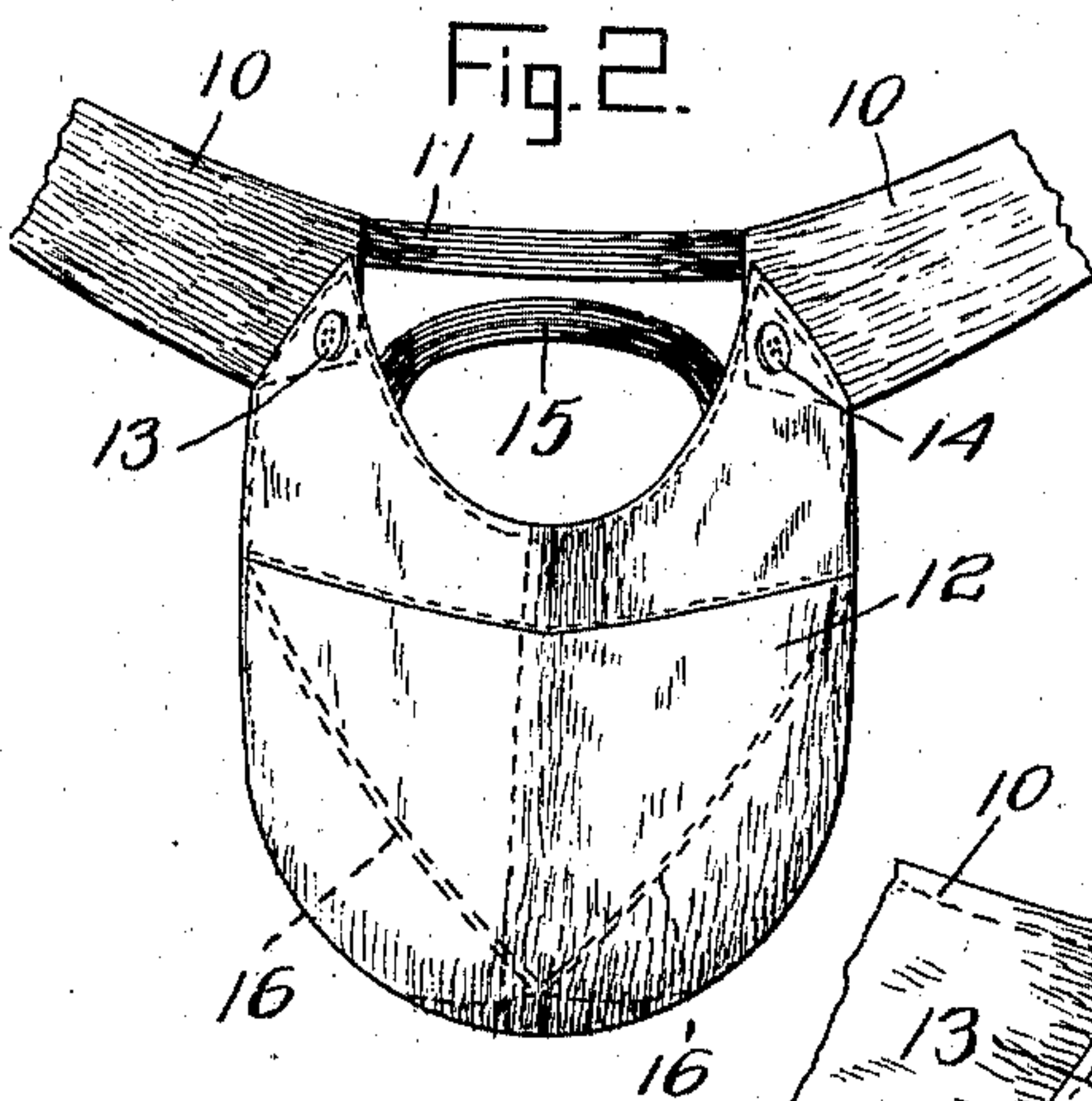


Fig. 2.

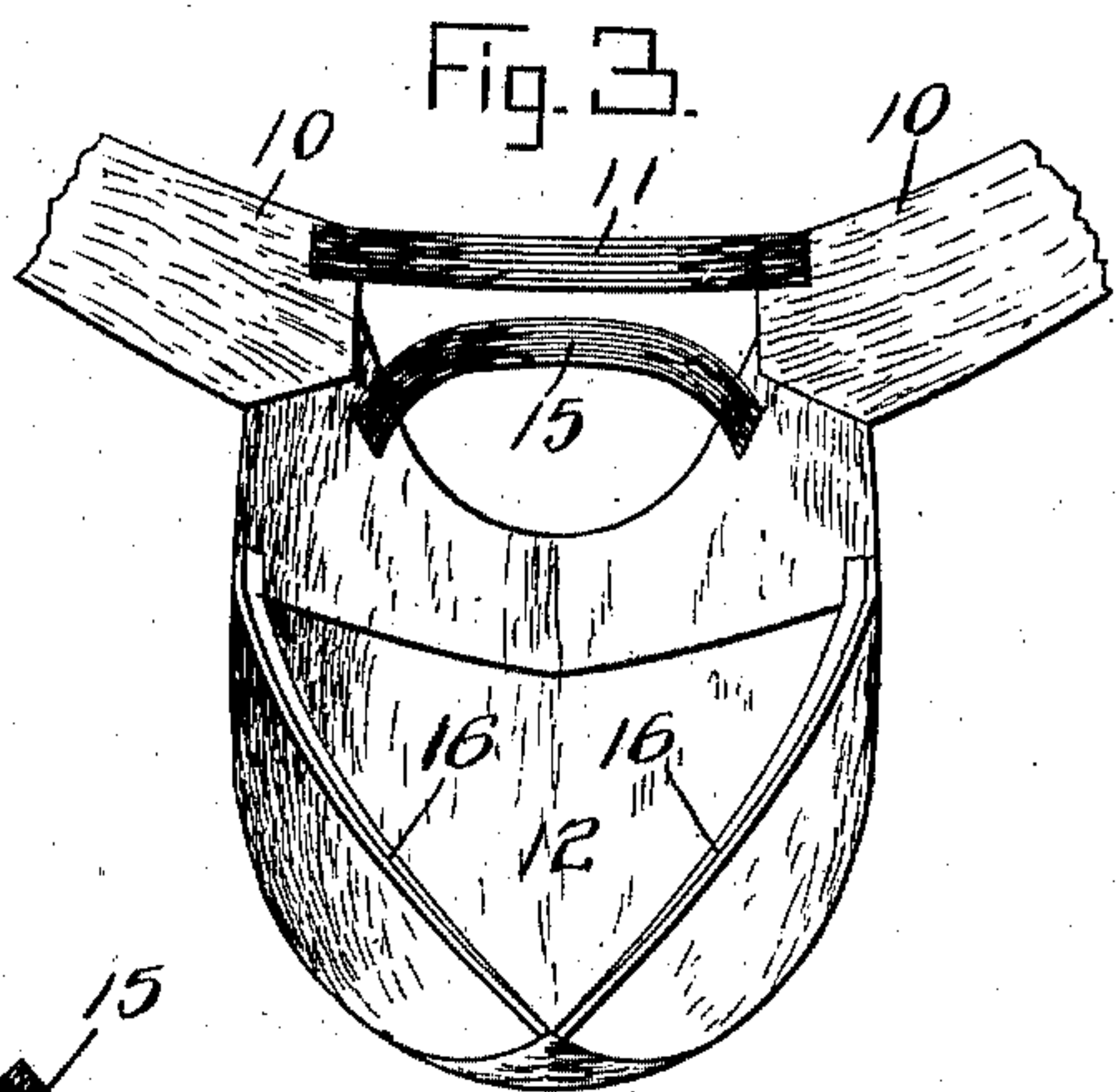


Fig. 3.

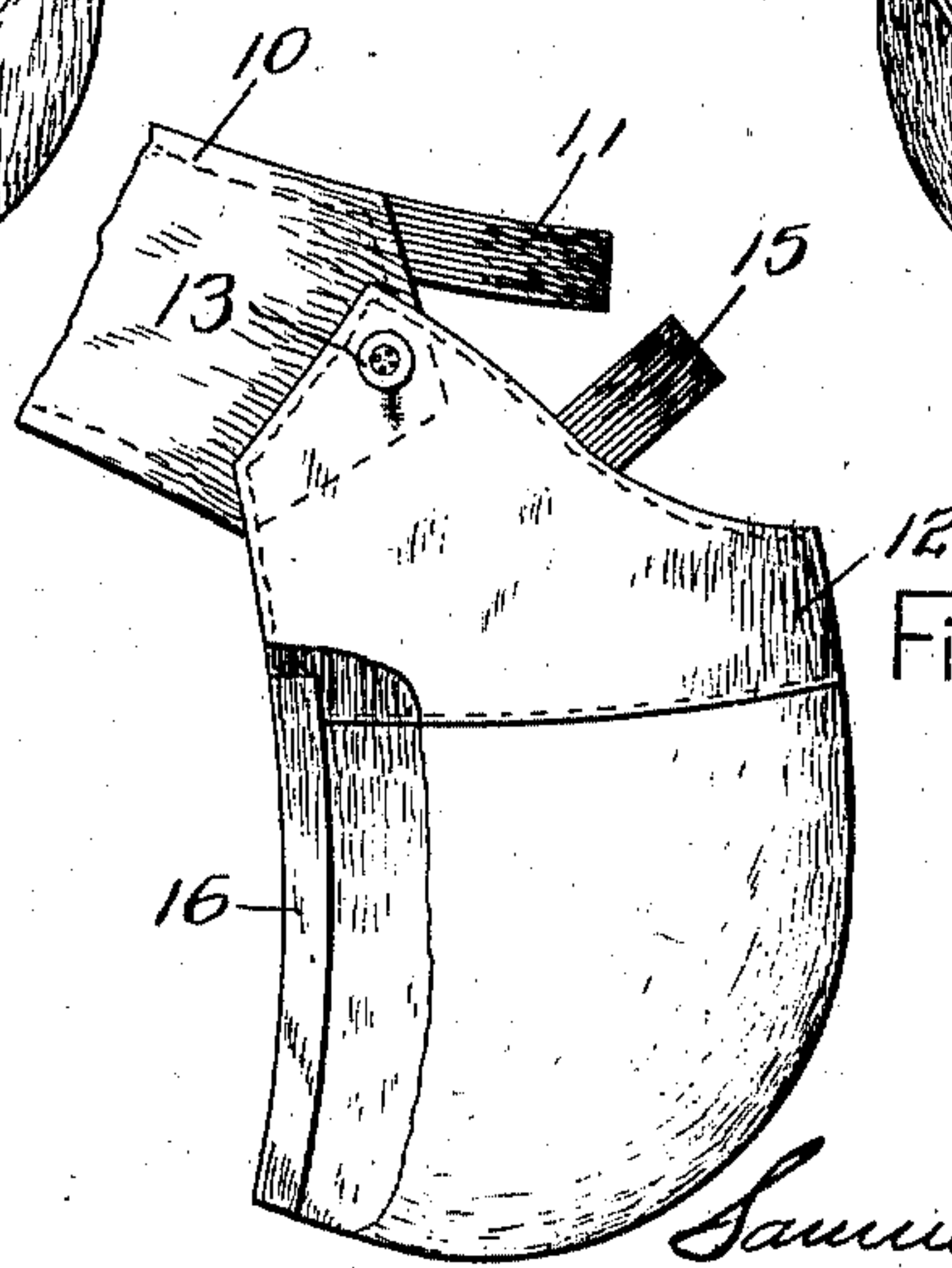


Fig. 4.

Witnesses

C. K. Reichenbach.
Agood H. Douch

Inventor

Samuel D. Delp-

By

E. W. Bradford

Attorney

UNITED STATES PATENT OFFICE.

SAMUEL D. DELP, OF SOUTH BETHLEHEM, PENNSYLVANIA.

SUSPENSORY BANDAGE.

967,736.

Specification of Letters Patent.

Patented Aug. 16, 1910.

Application filed July 31, 1909. Serial No. 510,640.

To all whom it may concern:

Be it known that I, SAMUEL D. DELP, a citizen of the United States, residing at South Bethlehem, in the county of Northampton and State of Pennsylvania, have invented certain new and useful Improvements in Suspensory Bandages, of which the following is a specification.

The object of my said invention is to provide a suspensory bandage which will be cool, sanitary, comfortable to wear and at the same time very efficient in use and it consists in certain improvements in the details of construction and arrangement of parts whereby these objects are accomplished, all as will be hereinafter more fully described and claimed.

Referring to the accompanying drawings, which are made a part hereof and in which similar reference numerals indicate similar parts:—Figure 1 is a view showing the invention as applied in use; Fig. 2 is a front elevation of the suspensory; Fig. 3 is a rear elevation; and Fig. 4 is a side elevation.

The belt 10 is formed to surround the waist and is of any material that may be found suitable and comfortable to the wearer. It is formed in two sections with a buckle, or other suitable connecting device to join them at any desired point, and in front they are connected by a short elastic section 11. The sack section 12 of the suspensory is also, in the main, of any suitable form and material, and at its upper front corners is provided with button holes, by which it may be attached to buttons 13 and 14 on the front ends of the respective sections of the belt 10 adjacent to each end of the elastic section 11. A strap 15 of elastic braid extends across the top of the sack to hold it yielding in form. Straps 16 are attached at a central point to the lower rear edge of the sack and at their ends to each rear edge near the top, or to the upper reinforced portion intended for supporting the weight. These straps in use are intended to pass behind the scrotum and hold the parts in the sack. The front of said sack is cut down from its top, the sides being held

by elastic 15 from falling out of position to support the parts. The elastic section 11 of belt 10 also permits said belt to yield to the motion of the body and with the elastic strap 15 gives to the device a yielding character that permits it to yield to the motion of the body and allow it to be worn with comfort while at the same time supporting the parts effectively. This construction secures a suspensory that is cool and also one that can be readily kept in a sanitary condition, the sack being readily detachable for the purpose of cleansing, and preferably made of washable material. Any suitable fastening devices may be used in lieu of the buttons 13 and 14, and other modifications made in minor details without departing from my invention, as will be readily understood.

Having thus fully described my invention what I claim as new and desire to secure by Letters Patent is:—

1. A suspensory bandage comprising a belt in two parts connected by an elastic section in front, a sack detachably connected to said belt by an attaching device adjacent to each end of said elastic section of the belt, the front of said sack being cut down between its sides and said sides connected by an elastic strap, and straps connecting a central point of the lower rear edge of said sack with its rear edges near its top, substantially as set forth.

2. A suspensory comprising a belt with an elastic section in front, a detachable sack formed with an elastic expansible front and secured to said belt at each side of the elastic section of said belt at the upper front corners of said sack, and supports for the lower rear edge of said sack, substantially as set forth.

In witness whereof, I have hereunto set my hand and seal at Washington, D. C., this twenty-ninth day of July, A. D. nineteen hundred and nine.

SAMUEL D. DELP. [L. S.]

Witnesses:

E. W. BRADFORD,
IDA STREMAN.