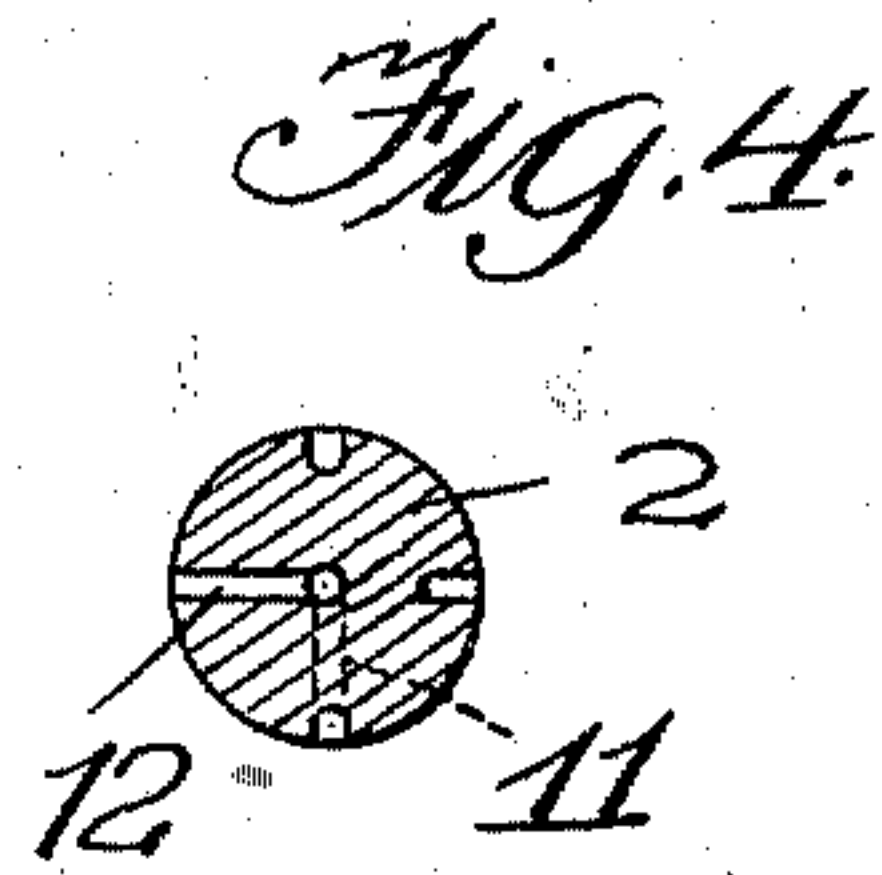
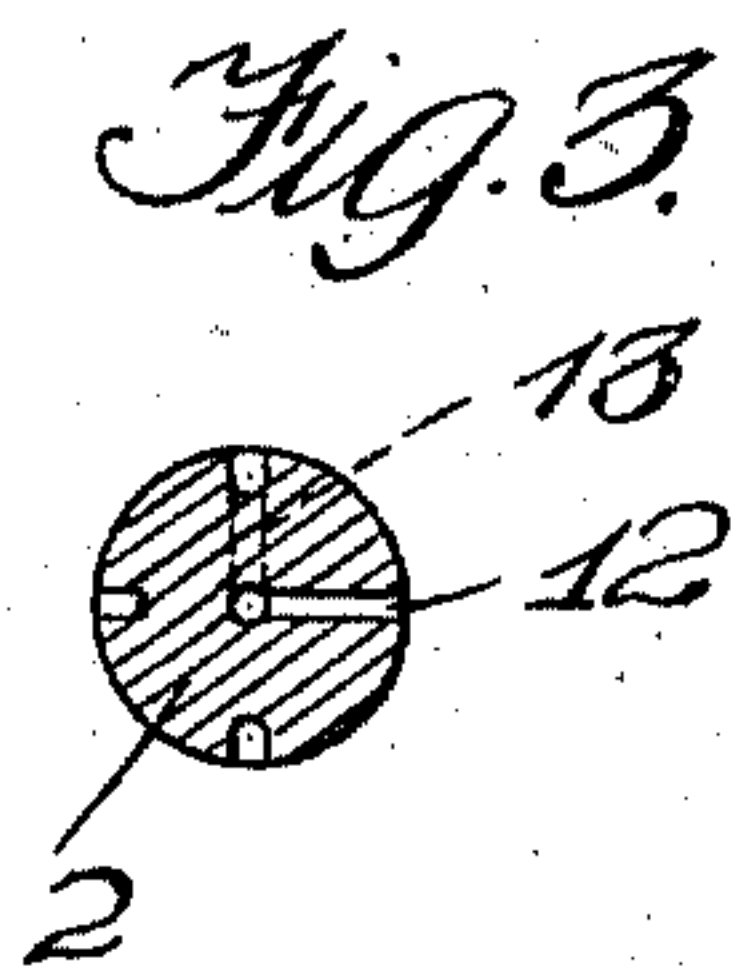
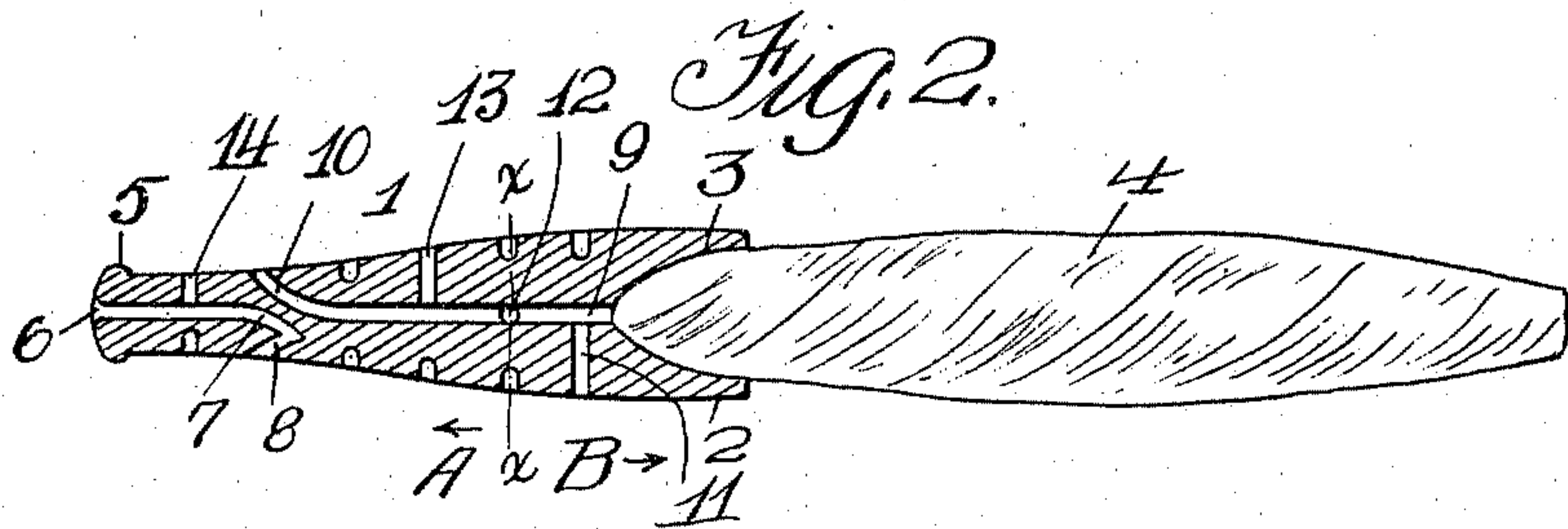



M. PRIMBS,
TRICK CIGAR HOLDER.
APPLICATION FILED APR. 14, 1910.

967,668.

Patented Aug. 16, 1910.



WITNESSES

Samuel Payne
W. K. Miller

INVENTOR

M. Primbs.
By *H. C. Everett & Co.*
Attorneys.

UNITED STATES PATENT OFFICE.

MAXIMILLIAN PRIMBS, OF RESERVE TOWNSHIP, ALLEGHENY COUNTY,
PENNSYLVANIA.

TRICK CIGAR-HOLDER.

967,668.

Specification of Letters Patent. Patented Aug. 16, 1910.

Application filed April 14, 1910. Serial No. 555,351.

To all whom it may concern:

Be it known that I, MAXIMILLIAN PRIMBS, a citizen of the United States of America, residing in Reserve township, in the county of Allegheny and State of Pennsylvania, have invented certain new and useful Improvements in Trick Cigar-Holders, of which the following is a specification, reference being had therein to the accompanying drawing.

This invention relates to a trick cigar holder or mouth-piece, and the object of my invention is to provide a holder with a plurality of passages and openings, certain of which are blank and by closing others the holder or mouth-piece can be used, but the arrangement of the passages and openings requires considerable experimenting before the proper passage and openings are found that will permit of the holder or mouth-piece being used.

A further object of this invention is to provide a cigar or cigarette holder that will afford considerable amusement, it being necessary to hold the holder in a prescribed manner in order to obtain a vent through the same that will permit of the cigar or cigarette being smoked when held by the holder.

With these and such other objects in view as may hereinafter appear, the invention consists of the novel construction to be hereinafter specifically described and then claimed, and reference will now be had to the drawing forming a part of this specification, wherein:—

Figure 1 is a side elevation of the holder or mouth-piece, showing a cigar held thereby, Fig. 2 is a longitudinal sectional view of the same, Fig. 3 is a cross sectional view of the holder taken on the line X—X of Fig. 2, looking in the direction of the arrow A, and Fig. 4 is a similar view taken on the same line of Fig. 2, looking in the direction of the arrow B.

In the accompanying drawing the reference numeral 1 denotes a tapering body having the large end 2 thereof provided with a socket 3 adapted to receive the end of a cigar or cigarette 4. The small end of the body 1 is provided with an annular bead 5 providing a nipple adapted to be held in the mouth.

The body 1 is provided with a longitudinal passage 6 extending from the nipple in-

wardly to a point removed from the nipple, said passage being approximately one-fourth the length of the body 1. The inner end of the passage 6 is curved, as at 7 and terminates in a curved opening 8, which is curved reversely with respect to the curved portion 7 of the passage 6, said opening extending rearwardly and outwardly to the periphery of the body 1.

The body 1 is provided with another longitudinal passage 9 extending from the inner end of the socket 3 to a point in proximity to the curved end 7 of the passage 6, the rear end of the passage 9 being curved outwardly, as at 10 and terminating in the periphery of the body 1 at a point diametrically opposite the outer end of the opening 8.

The body 1 has the periphery thereof provided with circumferentially arranged rows of openings or recesses, with the openings or recesses of one row staggered with relation to the openings or recesses of an adjoining row, and some of these openings communicate with the openings 6 and 9, while other of said passages are blank or merely recesses. All of said openings or recesses extend inwardly and are disposed radially relatively to the longitudinal axis of the body 1, but some of said openings are in communication with the passages 9 and 6. For instance, communicating with the forward end of the passage 9 is an opening 11, and communicating with the passage 9 intermediate the ends thereof are openings 12 and 13, the openings 11, 12 and 13 being radially disposed with each passage in a plane at right angles to one another.

Communicating with the passage 6 is an opening 14. The opening 14 and passage 6 are simply "blind" or blank, and with the nipple in the mouth and a cigar in the socket 3, it is impossible to smoke the same unless the curved end 10 of the passage 9 is within the mouth, and unless the outer ends of the openings 11, 12 and 13 are closed. The openings 11, 12 and 13 prevent a draft from the socket 3 to the curved end 10 of the passage 9 unless said openings are closed, and if a person using the cigar holder is not familiar with just what openings are to be closed, considerable experimenting will have to be done before the cigar holder can be properly used.

The cigar holder can be made of amber,

meerscham, clay, briar wood, a composition or any suitable material, and of various sizes and shapes.

Having now described my invention what I claim as new, is:—

1. As a new article of manufacture, a trick cigar holder having one end thereof provided with a socket adapted to receive a cigar, said holder having a plurality of passages and openings formed therein, certain of said openings and one of said passages communicating with said socket to provide a vent in said holder whereby the cigar held thereby can be smoked and the other of said openings and passages being blind.

2. As a new article of manufacture, a trick cigar holder having a longitudinal passage formed therein with one end of said passage terminating in the periphery thereof at a distance from the end and further provided with other openings disposed radially

dially relative to said longitudinal passage and in communication therewith.

3. A cigar holder comprising a tapering body having the large end thereof provided with a socket adapted to receive a cigar, a nipple carried by the opposite end of said body and having blind openings formed therein, said body having a longitudinal passage formed therein with one end of said passage communicating with said socket and the opposite end terminating at the periphery at a distance from the end, said body having openings formed therein, some of which communicate with said longitudinal opening.

In testimony whereof I affix my signature in the presence of two witnesses:

MAXIMILLIAN PRIMBS.

Witnesses:

PHILLIP BITTNER,
H. C. EVERT.