

E. M. BELAND.
SINK COVER.
APPLICATION FILED FEB. 18, 1910.

966,298.

Patented Aug. 2, 1910.

FIG. 1.

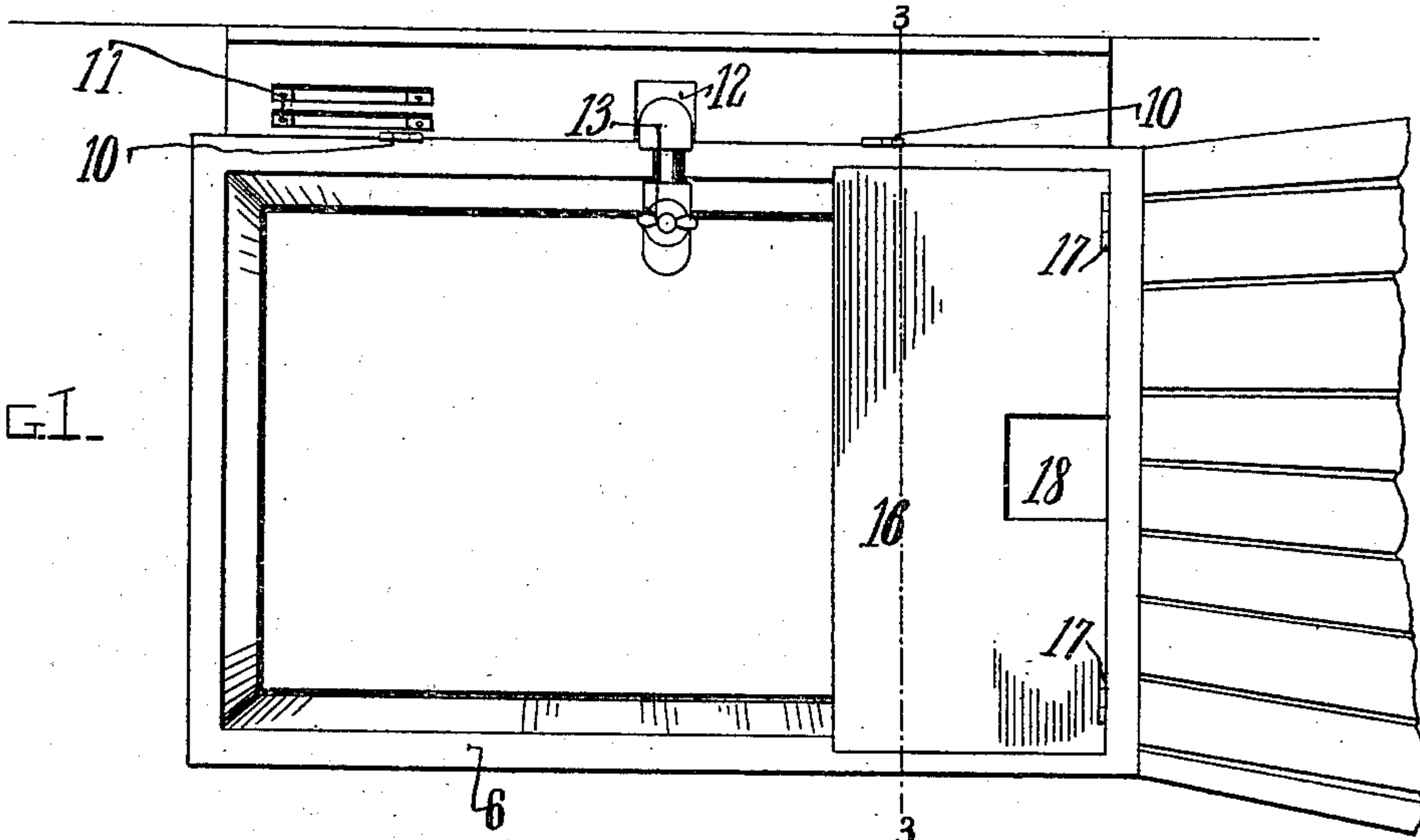


FIG. 2.

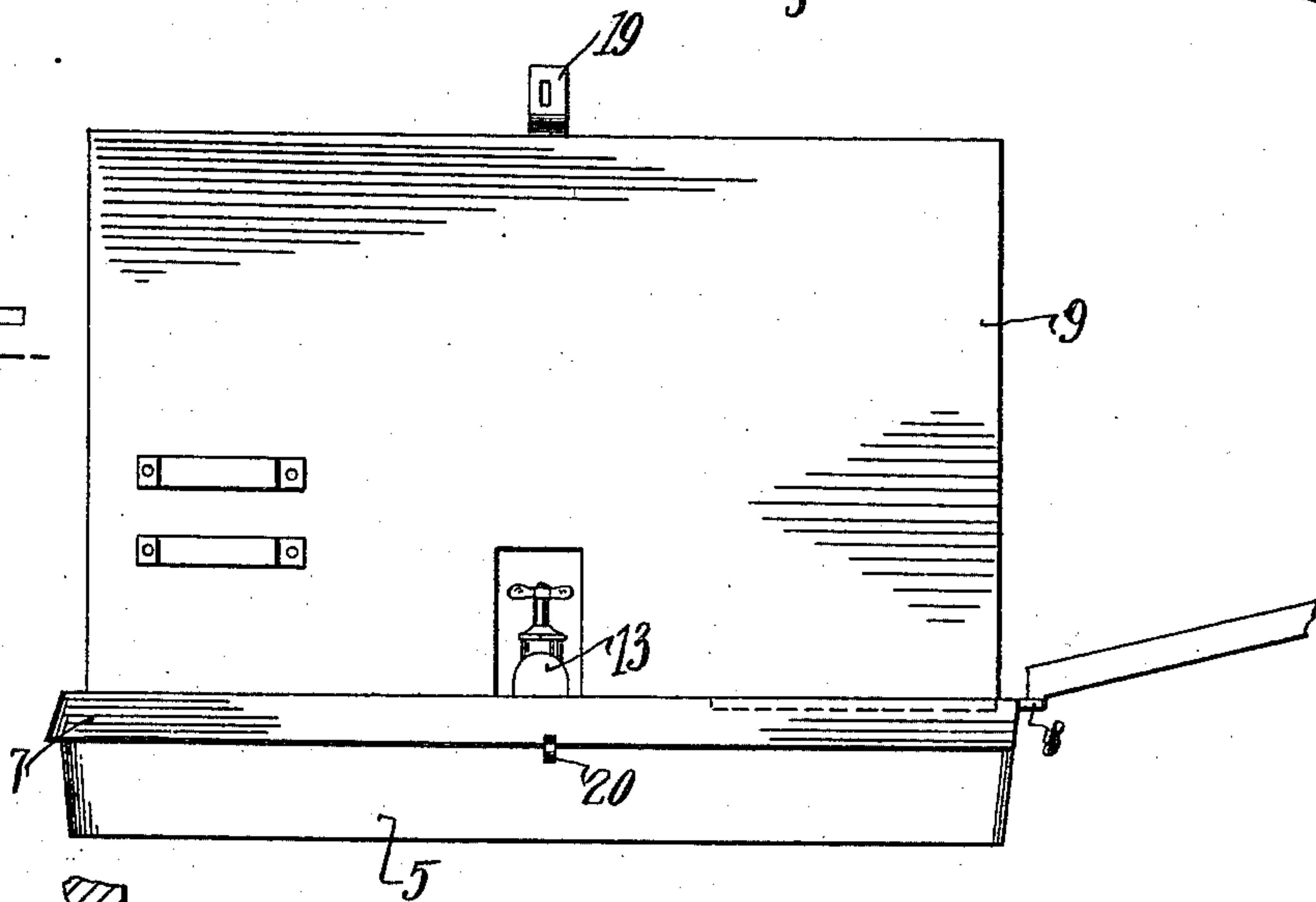
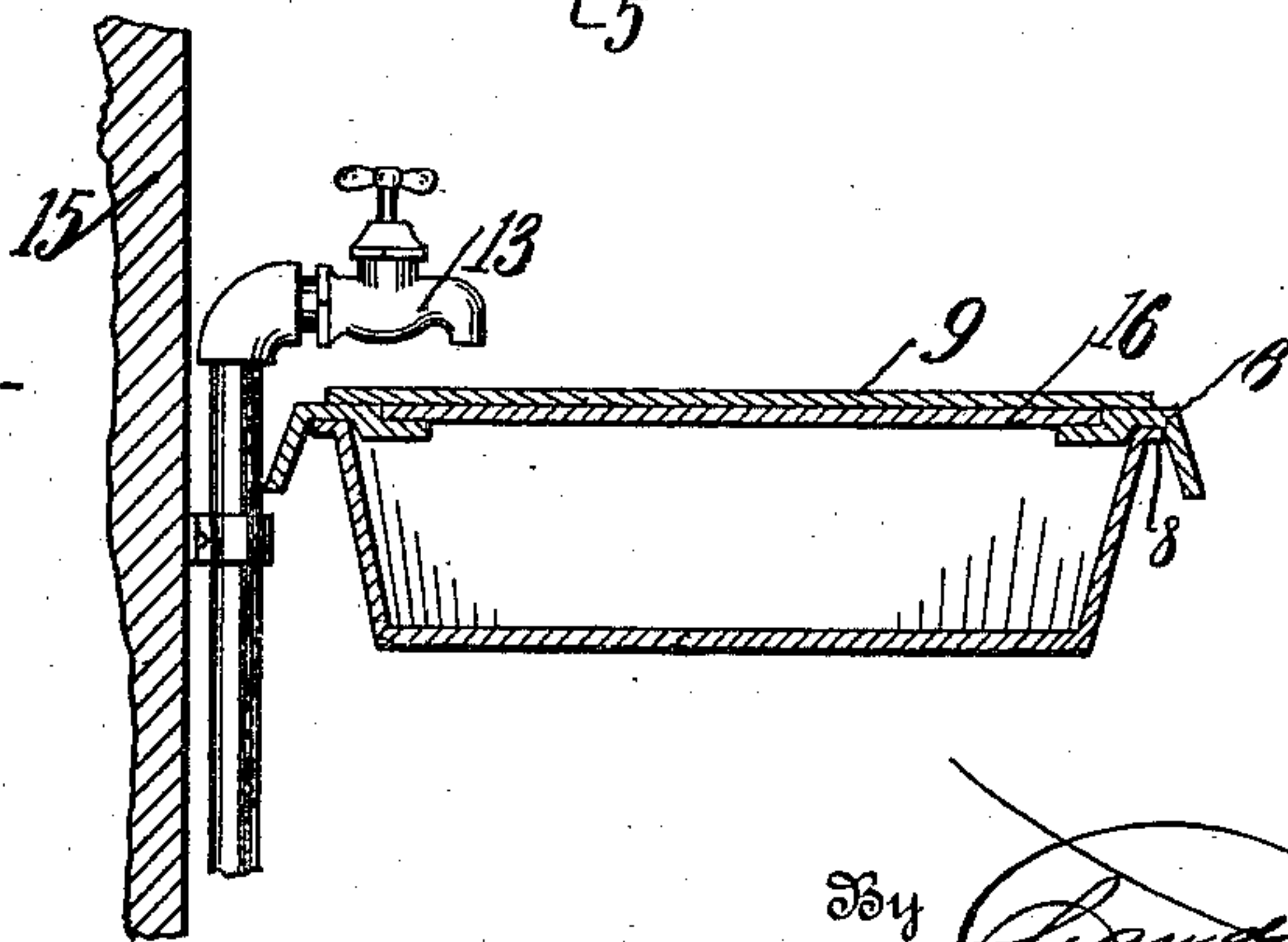


FIG. 3.



Witnesses
J. H. Taylor

A. O. Sanders.

Inventor
Edith M. Beland.

By

Charles Chandler

Attorneys

UNITED STATES PATENT OFFICE.

EDITH M. BELAND, OF LEBANON, NEW HAMPSHIRE.

SINK-COVER.

966,298.

Specification of Letters Patent.

Patented Aug. 2, 1910.

Application filed February 18, 1910. Serial No. 544,643.

To all whom it may concern:

Be it known that I, EDITH M. BELAND, a citizen of the United States, residing at Lebanon, in the county of Grafton, State of New Hampshire, have invented certain new and useful Improvements in Sink-Covers; and I do hereby declare the following to be a full, clear, and exact description of the invention, such as will enable others skilled in the art to which it appertains to make and use the same.

The invention relates to a sink cover or protector shield.

The primary object of the invention is the provision of a cover or shield of this character in which a sink may be entirely closed so that the cover therefor may be utilized as a table top while the sink is not in use and also when the said sink is being used, this cover will be positioned in a manner at the rear of the sink so as to protect the adjacent wall and thereby prevent the splashing of water upon the wall to preserve it if made of wood from decay, to keep it dry and clean and also prevent the collection of grease and other foreign matter thereon.

Another object of the invention is the provision of a sink cover in which a sink may be readily and quickly closed when not in use so as to conceal the same from view and also enable the cover closing the sink to be utilized as a table top or other work support, for cooking purposes.

With these and other objects in view, the invention consists in the construction, combination, and arrangement of parts, as will be hereinafter more fully described in detail, illustrated in the accompanying drawings, which disclose the preferred form of embodiment of the invention, to enable those skilled in the art to practice the invention, and as pointed out in the claim hereunto appended.

In the drawings:—Figure 1 is a top plan view of a sink cover constructed in accordance with the invention. Fig. 2 is a front elevation of a sink with the invention applied thereto, the cover being in raised position. Fig. 3 is a transverse sectional view on the line 3—3 of Fig. 1.

Similar reference characters indicate corresponding parts throughout the several views in the drawings.

Referring to the drawings by numerals, 5 designates generally a sink which is of the

ordinary well known construction, the same being suitably mounted upon the wall of a room, and this sink forms no part of the present invention but is merely shown for the sake of convenience in illustrating the mounting and the manner of use of the sink cover as will be hereinafter more fully described.

The sink cover comprises a rectangular-shaped frame 6, the latter being formed with a depending rim 7, and this frame is adapted to be detachably mounted upon the marginal flange 8, formed on the side and end walls of the sink 5, so that the said rim 7, will engage the outer side edge of the flange 8, to prevent the displacement of the frame when mounted upon the sink.

At one longitudinal side of the frame 6, is connected a lid 9, the latter being connected to the frame by means of hinges 10, so that the said lid may be brought to raised or lowered position when desired. The lid when brought to lowered position closes the sink 5, so that access cannot be had thereto and when the lid is in this position it may be utilized as a table top or other support. On the inner face of the lid 9, are mounted racks or trays 11, which may be made use of for any desirable purpose and this lid also is provided with a recess 12, opening through its hinged edge to receive a water faucet 13, when the lid 9, is swung to raised position and resting against the sink back 15, suitably secured to the wall of a room.

Arranged at one end of the frame 6, is a shelf 16, the latter being connected to the frame by hinges 17, so that when the lid is in position to rest upon the frame its outermost face will lie flush with the outer face of the frame, whereby the lid 9, may be brought to closed position on the frame without any interference by the shelf. This shelf 16, is provided with a recess 18, opening through its hinged edge so as to accommodate a water faucet should the latter be arranged at the end of the sink in lieu of being arranged at one longitudinal side thereof.

The lid 9, has hinged to its free longitudinal edge a hasp 19, engageable with a keeper 20, mounted on the frame, so that the said lid may be fastened in closed position for covering the sink.

It is obvious that this sink cover is adaptable for various styles of sinks of ordinary

well known construction and it may be readily mounted upon a sink or removed at will.

What is claimed is:—

- 5 A sink cover comprising a rectangular shaped frame having an open center, a shelf having hinged connection at one of its longitudinal edges with one end of the frame and adapted to overhang a portion of the
10 open center of the said frame when the shelf is in lowered position, the said frame being provided with recesses at its inner longitudinal edges of a length corresponding to the width of the shelf for receiving it whereby

the upper surface thereof may be flush with 15
the upper face of the frame when the shelf has been lowered, and a lid hinged to one longitudinal edge of the frame and being of a size to entirely close the central opening thereof when the said lid is in lowered posi- 20
tion.

In testimony whereof, I affix my signature, in presence of two witnesses.

EDITH M. BELAND.

Witnesses:

J. H. BROCKWAY,

C. E. DOLE.