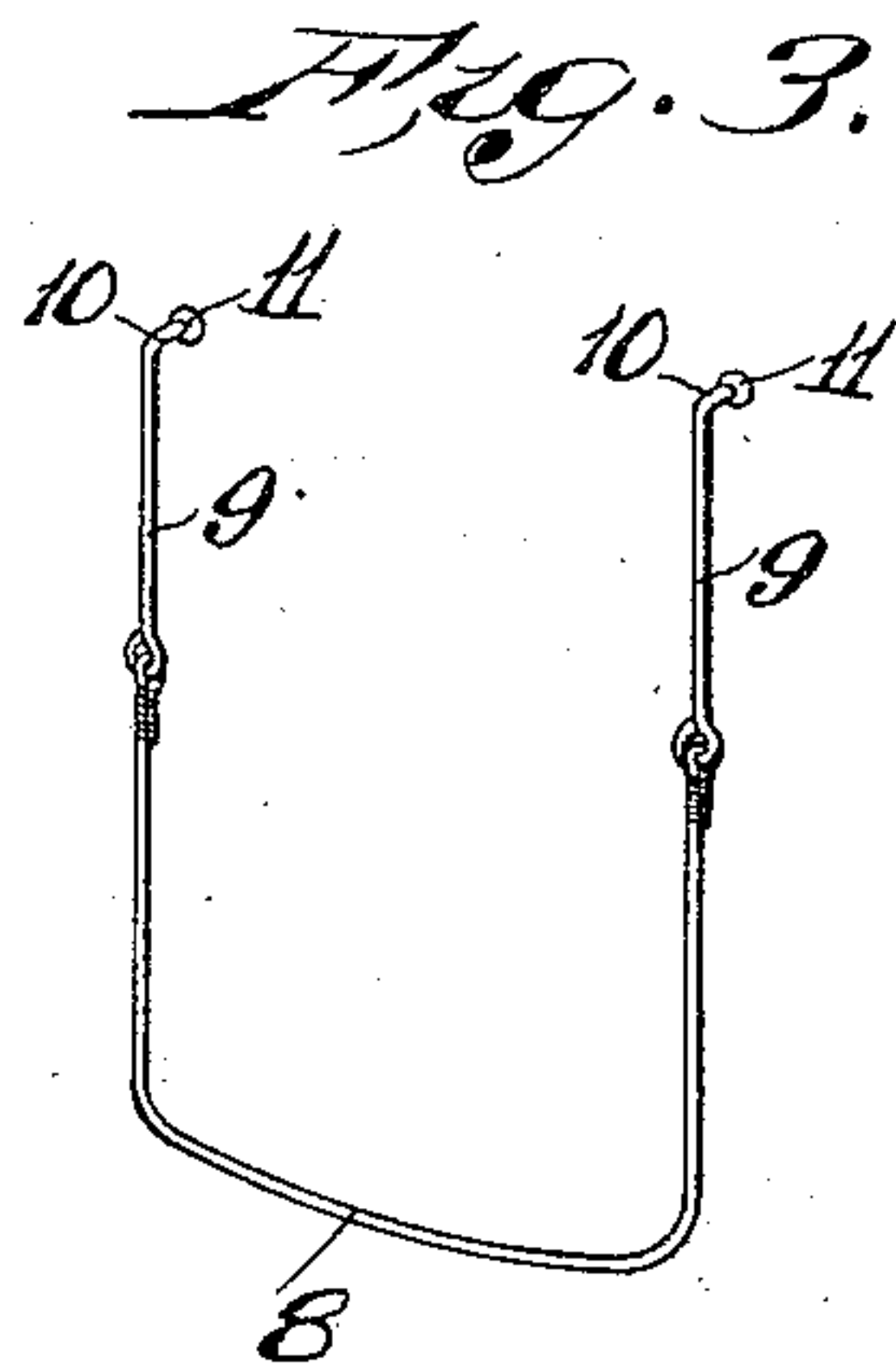
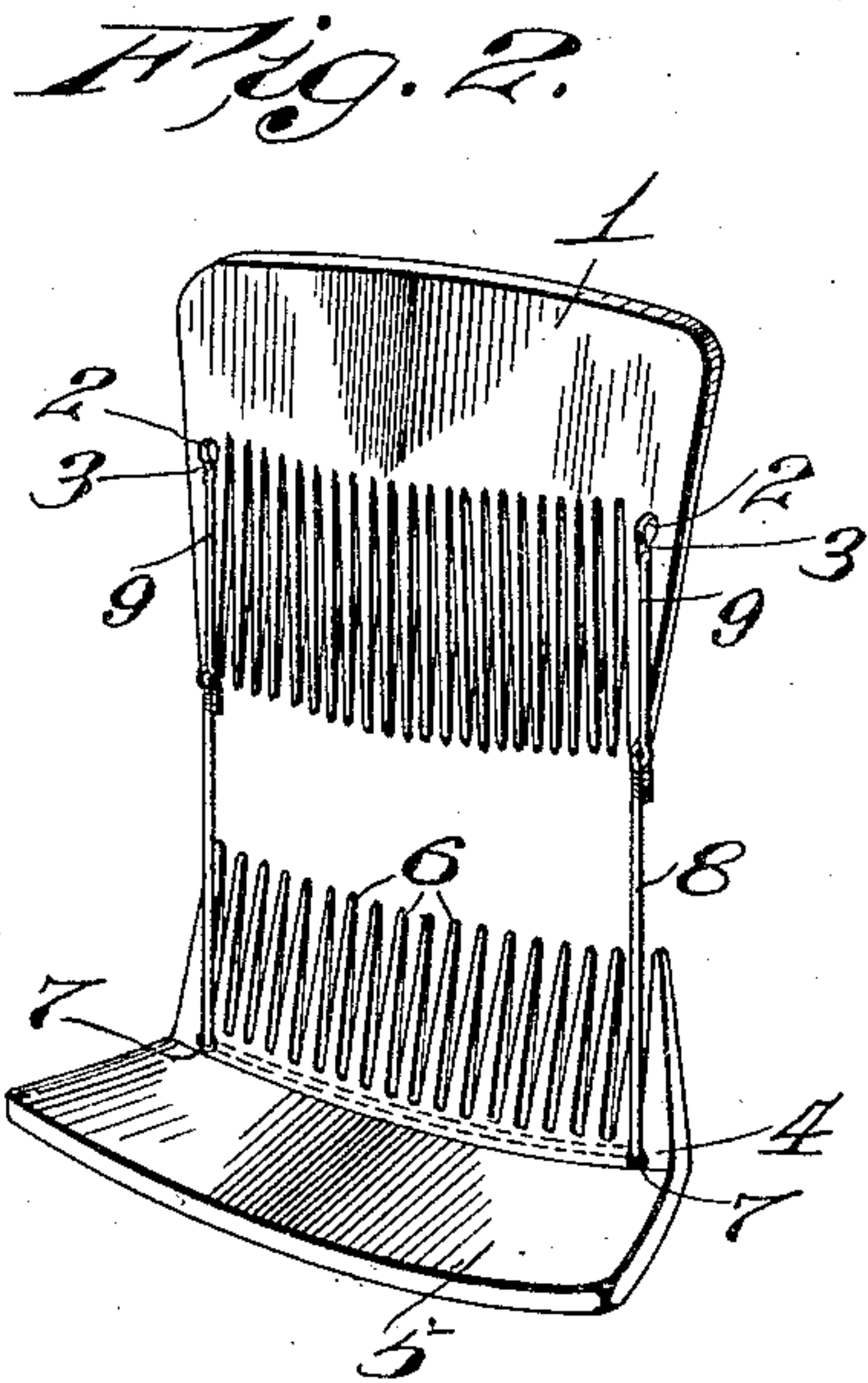
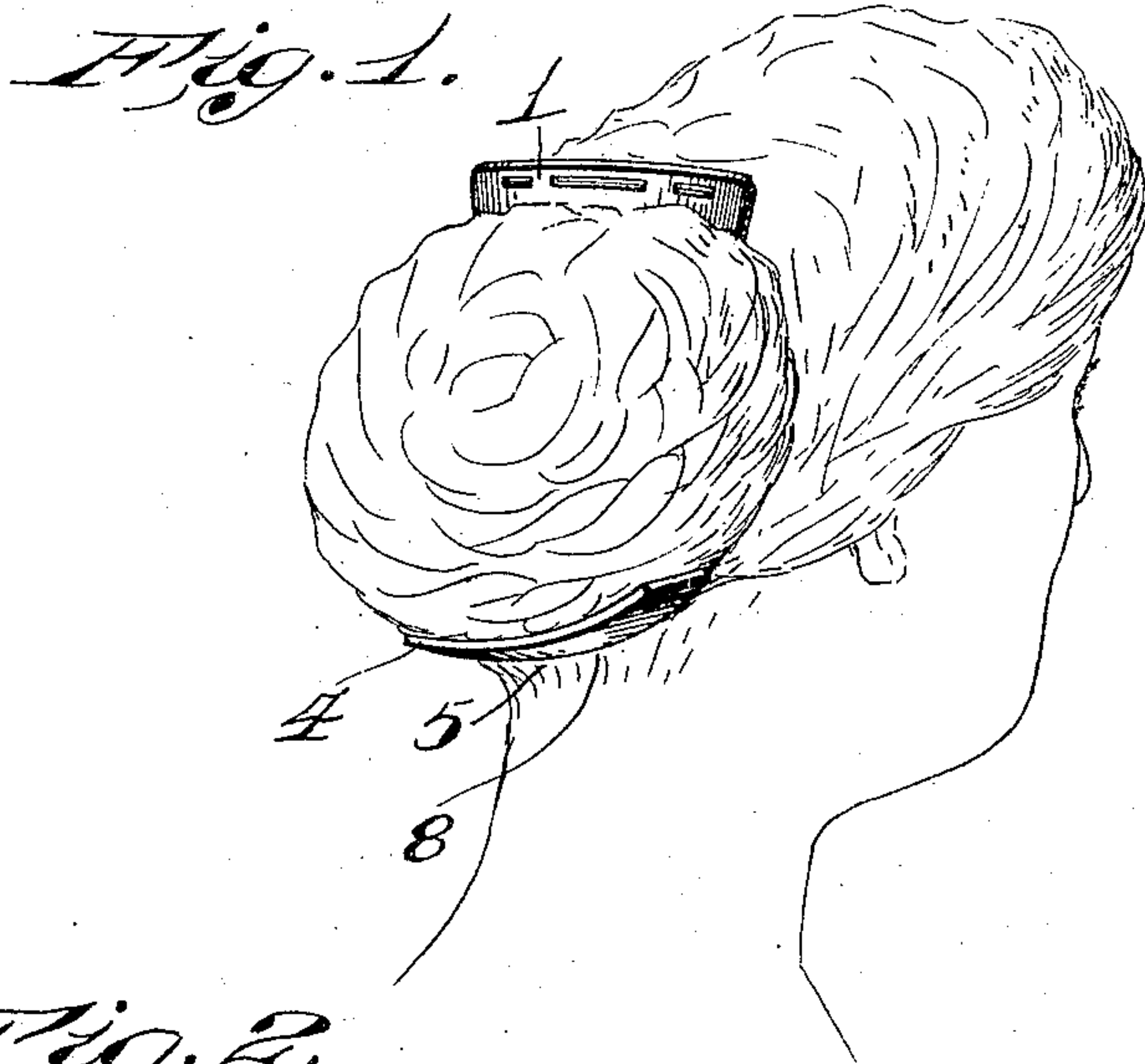


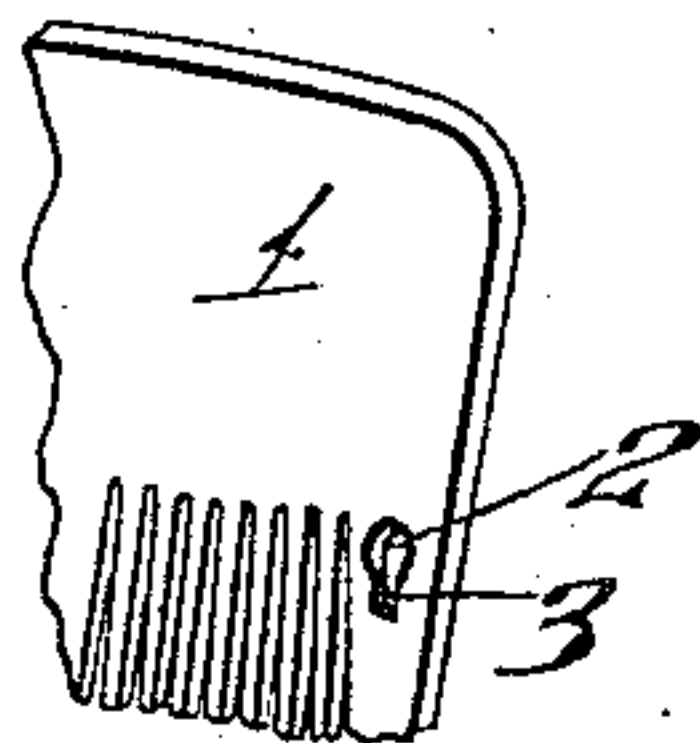
J. M. McCALL.  
TOILET COMB.  
APPLICATION FILED AUG. 9, 1909.

966,113.

Patented Aug. 2, 1910.



*Fig. 4.*



attest.  
H. G. Hetcher,  
E. L. Wallace-

Inventor.  
John M. McCall.  
By Higdon & Longan,  
attys.

# UNITED STATES PATENT OFFICE.

JOHN M. McCALL, OF ST. LOUIS, MISSOURI.

TOILET-COMB.

966,113.

Specification of Letters Patent.

Patented Aug. 2, 1910.

Application filed August 9, 1909. Serial No. 511,902.

*To all whom it may concern:*

Be it known that I, JOHN M. McCALL, a citizen of the United States, and resident of St. Louis, Missouri, have invented certain new and useful Improvements in Toilet-Combs, of which the following is a specification containing a full, clear, and exact description, reference being had to the accompanying drawings, forming a part hereof.

My invention relates to toilet combs, the object of my invention being to construct a back comb and barrette so that they may be yieldingly connected as required to prevent derangement of the coiffure and loss of the comb and barrette.

For the above purposes my invention consists in certain novel features of the construction and arrangement of a back comb and barrette and a yielding connection between the comb and barrette as will be hereinafter more fully set forth, pointed out in my claims and illustrated by the accompanying drawings, in which:

Figure 1 illustrates the complete comb as applied to a lady's coiffure; Fig. 2 is a perspective of the complete comb; Fig. 3 is a perspective of the yielding connection for the comb and barrette; and, Fig. 4 is a detailed view illustrating one of the eyes and slots in the back comb for suspending the yielding connection.

Referring by numerals to the accompanying drawings: 1 designates the back comb which is provided with eyes 2 adjacent the side margins, which eyes are reduced forming slots 3.

4 designates the barrette having a body portion 5 and a substantially, right angled, toothed portion 6. The toothed portion is provided with perforations 7, adjacent the body portion and each side margin, through which is passed the free ends of an elastic band or cord 8, the cord between the perforations engaging the rear side of the toothed portion of the barrette. To the free ends of the elastic cord 8 are secured the pins 9 having right angled bent portions 10 at their upper ends which terminate in an upset head or bead 11.

When the device is in use, as shown, applied to a "Psyche knot" coiffure the back comb is inserted in the hair in the usual manner, the barrette is then applied to support the bottom portion of the "Psyche knot" with its teeth inserted upwardly through the hair and the elastic connection embracing the body portion of the barrette is then secured to the back comb by inserting the headed pins carried by the elastic cord in the eyes of the back comb which will be held therein when released by the bent portions engaging in the slotted extensions of the eyes with the elastic cord passing around each side of the "Psyche knot."

When the comb is used on coiffures in which the hair is massed on the back of the head, there being no reduced portion as in the "Psyche knot" the elastic cord and pins are inserted upwardly through the hair, the heads of the pins being inserted through the eyes and the bent portions engaged in the slots.

By the employment of the yielding connection between the back comb and barrette the barrette may be moved downwardly and loose or stray hairs may be gathered or secured by the barrette without interfering with the back comb.

I claim:

1. In a toilet comb, the combination of a back comb, having eyes in its body portion, a barrette, a flexible connection between the back comb and barrette and headed pins secured to the flexible connection arranged to be inserted in said eyes.

2. In a toilet comb, the combination of a back comb, having eyes in its body portion, slots communicating with said eyes, a barrette having openings formed therein, a flexible member passed through the openings in the barrette and its free ends secured within the slots in the back comb.

In testimony whereof, I have signed my name to this specification, in presence of two subscribing witnesses.

JOHN M. McCALL.

Witnesses:

E. E. LONGAN,  
E. L. WALLACE.