

G. H. COATES.
 SANITARY COVER FOR FLESH CONTACT IMPLEMENTS.
 APPLICATION FILED JAN. 6, 1908.

965,564.

Patented July 26, 1910.

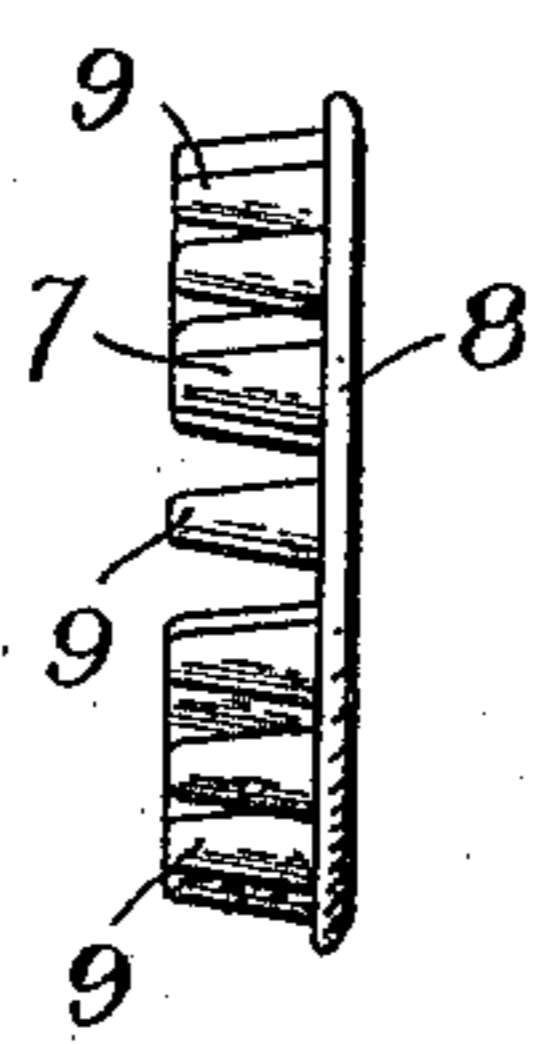
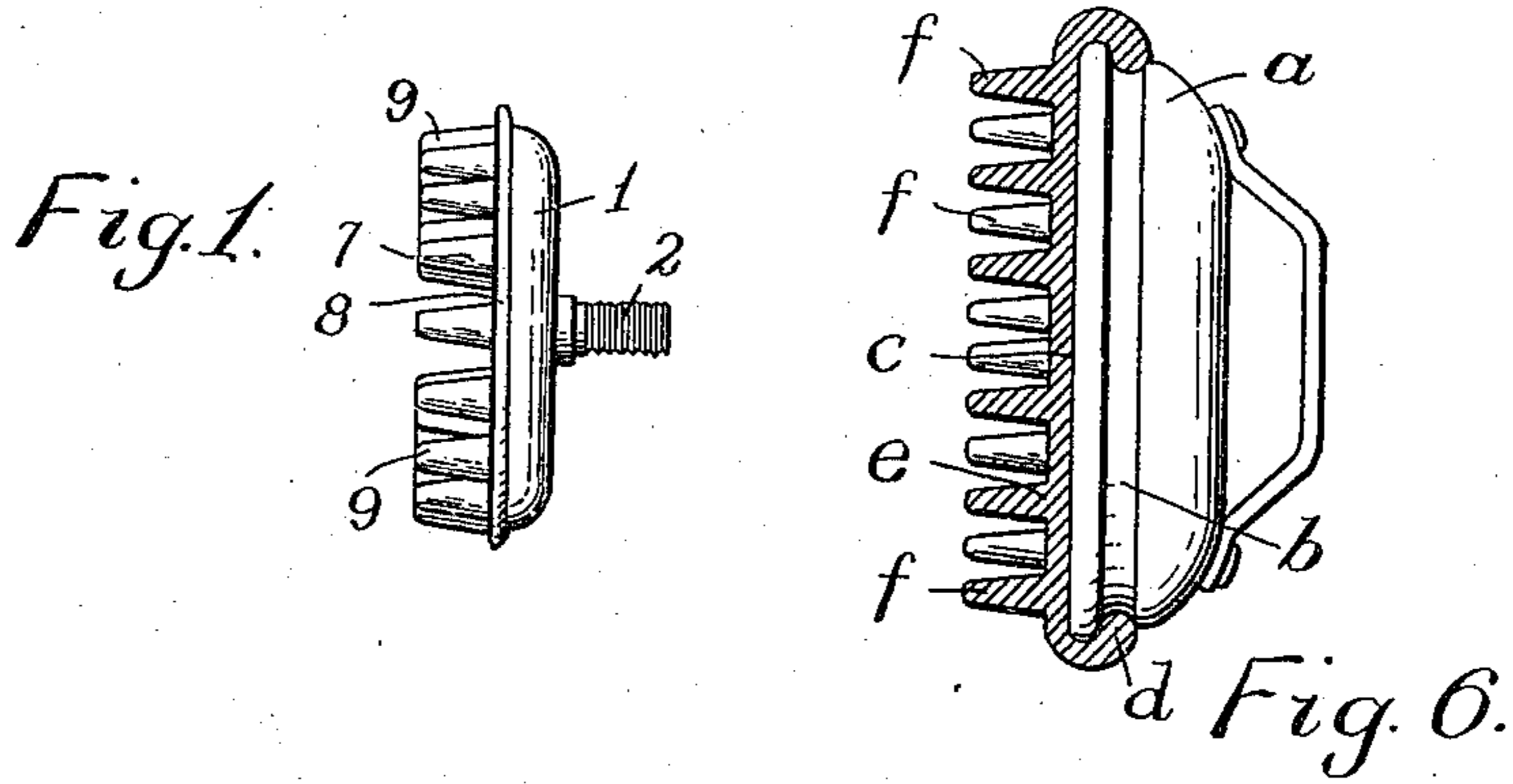


Fig. 2.

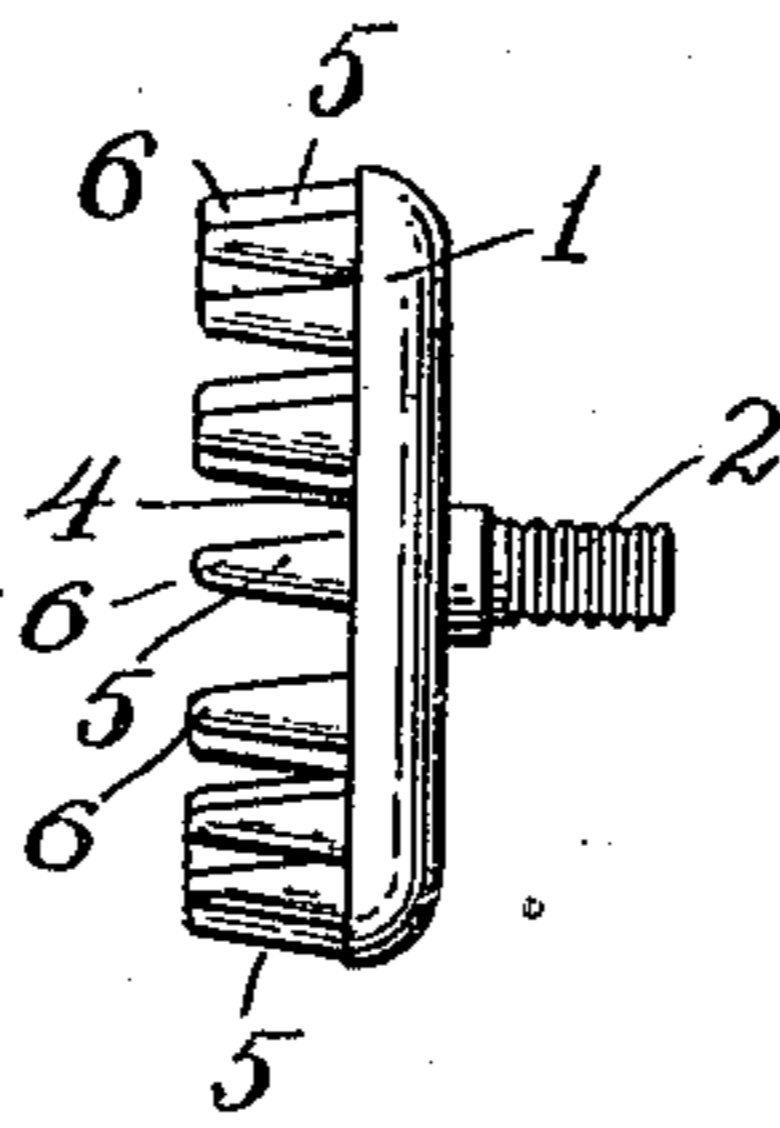


Fig. 3.

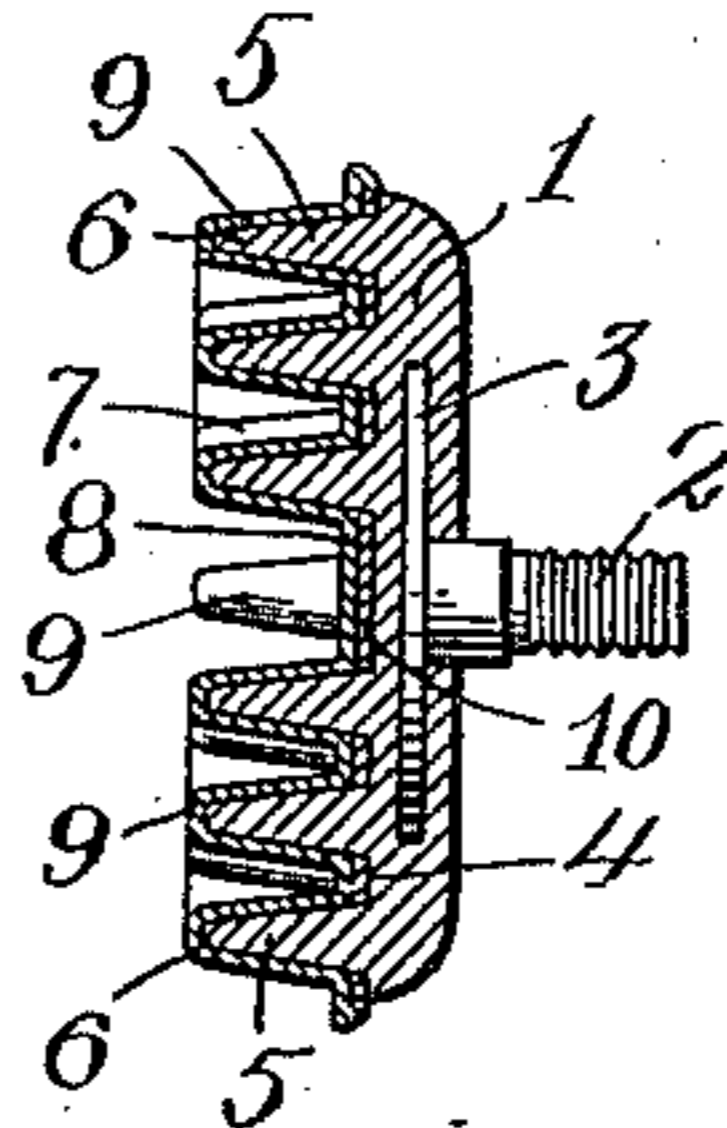


Fig. 4.

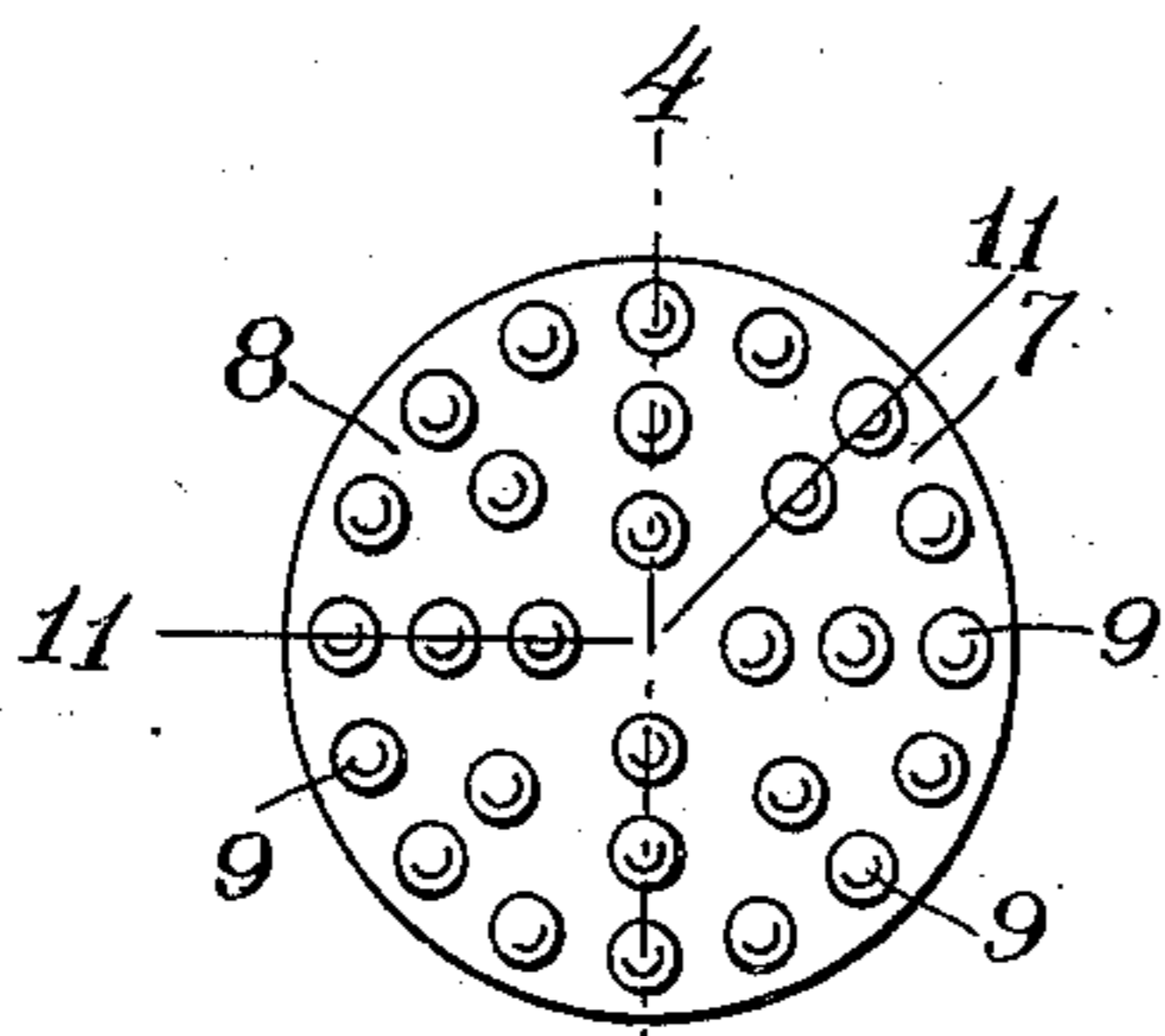


Fig. 5.

Witnesses

R. D. Tolman.
 Developer Comberbach.

Inventor
 George H. Coates.
 By Rufus B. Fowler
 Attorney

UNITED STATES PATENT OFFICE.

GEORGE H. COATES, OF WORCESTER, MASSACHUSETTS.

SANITARY COVER FOR FLESH-CONTACT IMPLEMENTS.

965,564.

Specification of Letters Patent. Patented July 26, 1910.

Application filed January 6, 1908. Serial No. 409,539.

To all whom it may concern:

Be it known that I, GEORGE H. COATES, a citizen of the United States, residing at Worcester, in the county of Worcester and Commonwealth of Massachusetts, have invented a new and useful Improvement in Sanitary Covers for Flesh-Contact Implements, of which the following is a specification, accompanied by drawings forming a part of the same, in which—

Figure 1 is a side view of a massage brush provided with my sanitary cover. Fig. 2 is a detached side view of my sanitary cover as applied to a massage brush. Fig. 3 is a side view of a massage brush to which the cover shown in Fig. 2, may be applied. Fig. 4 is a central vertical sectional view of a massage brush and sanitary cover, on line 4—4, Fig. 5, and Fig. 5 is a top view of the sanitary cover and brush as shown in Fig. 1. Fig. 6 is a side view, partly in section, of a flesh brush provided with a modified form of my improved cover.

Similar reference letters and figures refer to similar parts in the different views.

My invention relates to a cover constructed of rubber or other flexible material designed to be applied to flesh brushes, or other instruments which are used by barbers or others in direct contact with the flesh, and it is arranged to be renewed on the brush or other instrument whenever desired, thereby insuring on the brush a clean contacting surface, and preventing the transmission of disease by the brush, and it consists in the construction and arrangement of parts as hereinafter described and pointed out in the annexed claims.

I have shown in Figs. 1 to 5 inclusive, my sanitary cover applied to the vibratory brush or "applicator" of a massage implement, through which a vibratory movement is applied directly to the flesh, but it is equally applicable to so called "flesh brushes" and other similar instruments in which a portion of their surfaces is raised and designed to contact directly with the flesh.

Referring to the accompanying drawings 1 denotes the base of a massage brush or applicator which is provided with a screw threaded extension 2, attached to the base 1 by a plate 3, as shown in Fig. 4. The extension 2 is designed to be inserted in a socket in an electrical or other massage instrument, from which the massage brush or

applicator receives a vibratory movement as is common in massage instruments. As the method of imparting movement to the applicator is not material to my invention, it has not been shown in the drawings. The base 1 is provided on the plane surface 4 opposite to the extension 2, with a number of projections 5, shown in Fig. 3, the tips 6 of which are designed to be held in contact with the face or other portion of the body to be massaged in the operation of the instrument. The projections 5 are commonly constructed of rubber or some other yielding and elastic material, but the material, shape, or method of construction of the projections 5 is foreign to my invention.

I provide a cover 7, preferably made from a single piece of rubber or similar material, with a base 8 arranged to contact with the plane surface 4 of the base 1, and provided with an individual glove finger 9 for each projection 5. The base 8 I stiffen in any convenient way, in the present instance by a disk 10 of relatively non-yielding material, such as cardboard, but any method of retaining the base 8 extended, would be within my invention. This stiffening disk 10 also by keeping the cover extended, holds each glove finger in contact with its projections 5, and assists the elastic action of the rubber cover in holding the cover in position upon the massage brush. I also provide registering means for the cover 7, so that the proper position upon the brush may be readily determined in applying the cover to the brush. In the present instance, this is accomplished by arranging the projections 5 of the applicator in a regular design, comprising radial lines 11, as shown in Fig. 5, so that when the glove fingers 9 which make up one of the radial lines of the cover are placed in registration with any of the radial lines of the brush, all the fingers 9 are in position to cover the corresponding projections 5 upon the brush. Other means of accomplishing this result, however, would come within the scope of my invention.

Variations in the shape or arrangement of the brush, or of the projections, would of course require similar variations in the cover.

I have found that the addition of a flexible covering to the projections of the massage brush affords a much superior contacting surface, aside from its sanitary advantages, increasing its flexibility and adding to

the pleasure and advantages derived from the application of the brush.

In the use of my cover as applied to a massage brush or applicator, the operator is supposed to place upon the brush a fresh cover with every change of subject, thereby insuring that each person to whom the brush is applied, shall be certain that the contacting surface is clean and preventing the transmission of dirt or germs by the use of the brush.

Fig. 6 shows a modified form of my sanitary cover applied to a hand flesh brush. In Fig. 6, *a* denotes the base of the brush which may be constructed of any suitable material; *b* is a groove surrounding the face *c* of the brush, in which the rim *d* of a disk *e*, constructed of rubber or other yielding and elastic material, is designed to be inserted. As the diameter of the face *c* is greater than that of the rim *d* it is evident that the elasticity of the material will hold the rim *d* within the groove *b*. The cover is provided with projections *f* on the disk *e* and it is my purpose in using this form of cover to construct a cover having a contacting surface provided with the desired form of projections, which cover may be removed or applied, for the purposes above described, to an implement having a plane face.

I claim,

1. A sanitary cover for a flesh contact implement having portions of its face raised, comprising a base plate, stiffening means for holding said base plate extended in or-

der to contact with the face of said implement, and individual covers attached to said base plate for said raised portions.

2. A sanitary cover for a flesh contact implement, comprising a stiffened base plate provided with a number of openings, elastic glove fingers communicating with said openings and attached to said base plate.

3. A sanitary cover for a flesh contact implement, said implement having a plane surface with raised portions, comprising a base plate having an individual cover for each raised portion, and means for registering said base plate on said plane surface to bring each individual cover into contact with the corresponding raised portion.

4. A sanitary cover for a flesh contact implement, said implement having a plane surface with raised portions, comprising a base plate, means for holding said base plate extended in order to contact with said plane surface, and individual covers attached to said base plate corresponding to said raised portions.

5. A sanitary cover for a flesh contact implement, said implement having a plane surface, said cover comprising a base plate, means for holding said base plate extended in order to contact with said plane surface, and elastic fingers attached to said base plate.

GEORGE H. COATES.

Witnesses:

PENELOPE COMBERBACH,
HENRY WOOD FOWLER.