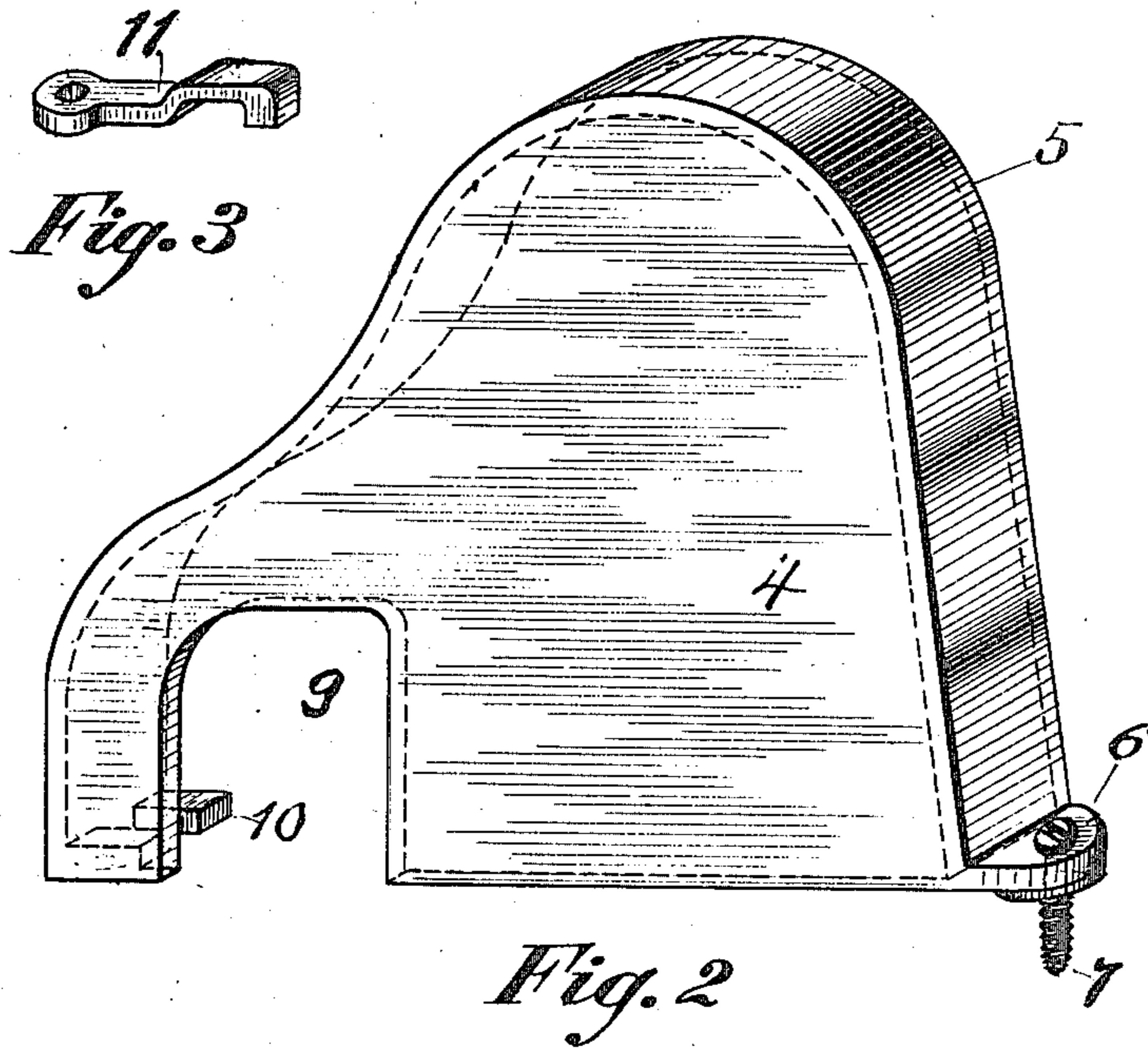
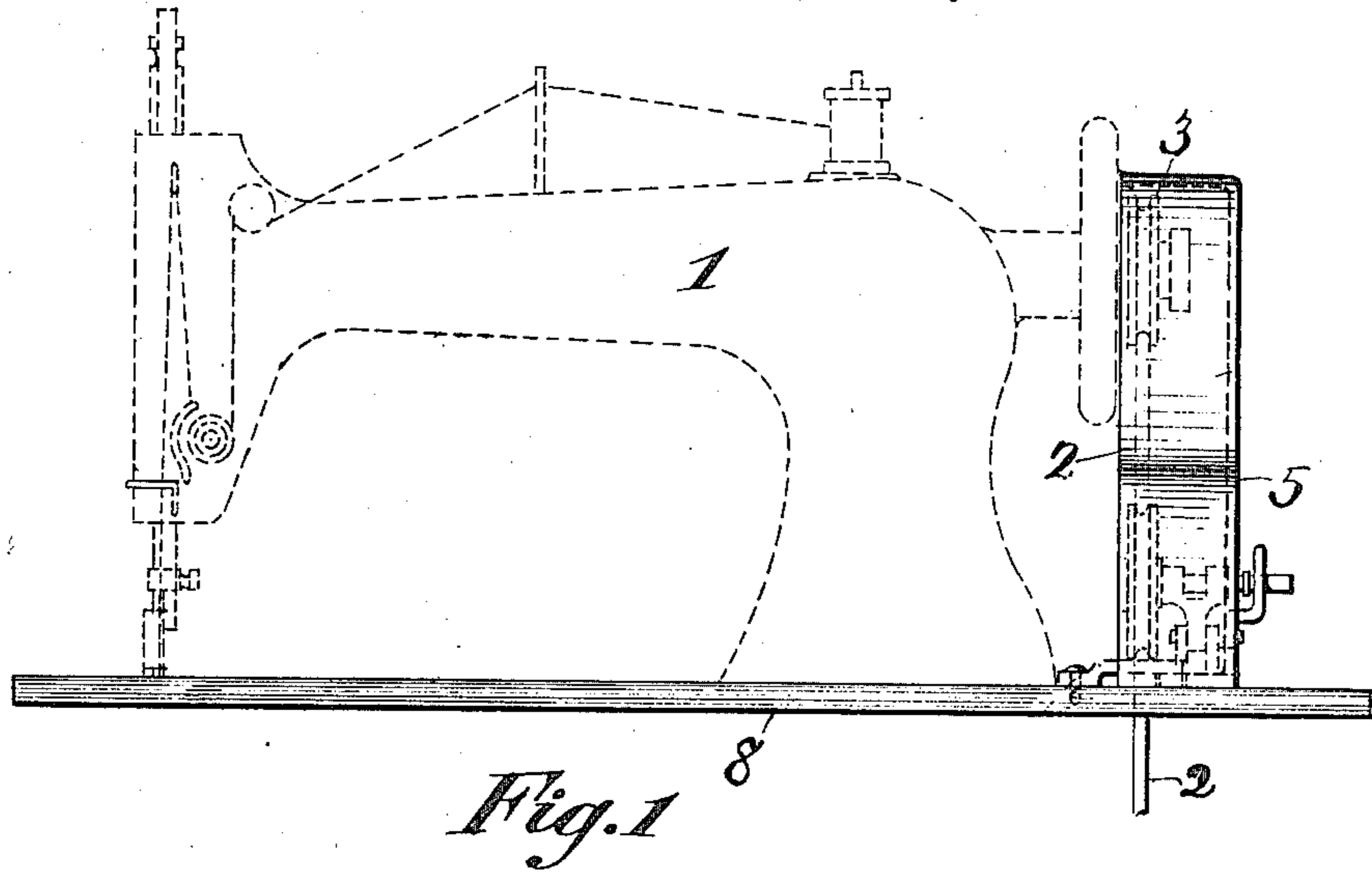


M. ROSENBLOOM & M. MAGNES.  
 SEWING MACHINE BELT GUARD.  
 APPLICATION FILED APR. 10, 1909.

965,335.

Patented July 26, 1910.

2 SHEETS—SHEET 1.



Witnesses:  
*L. H. Gawwin*  
*E. Toupin*

MAX ROSENBLOOM &  
 MAX MAGNES  
 Inventor,

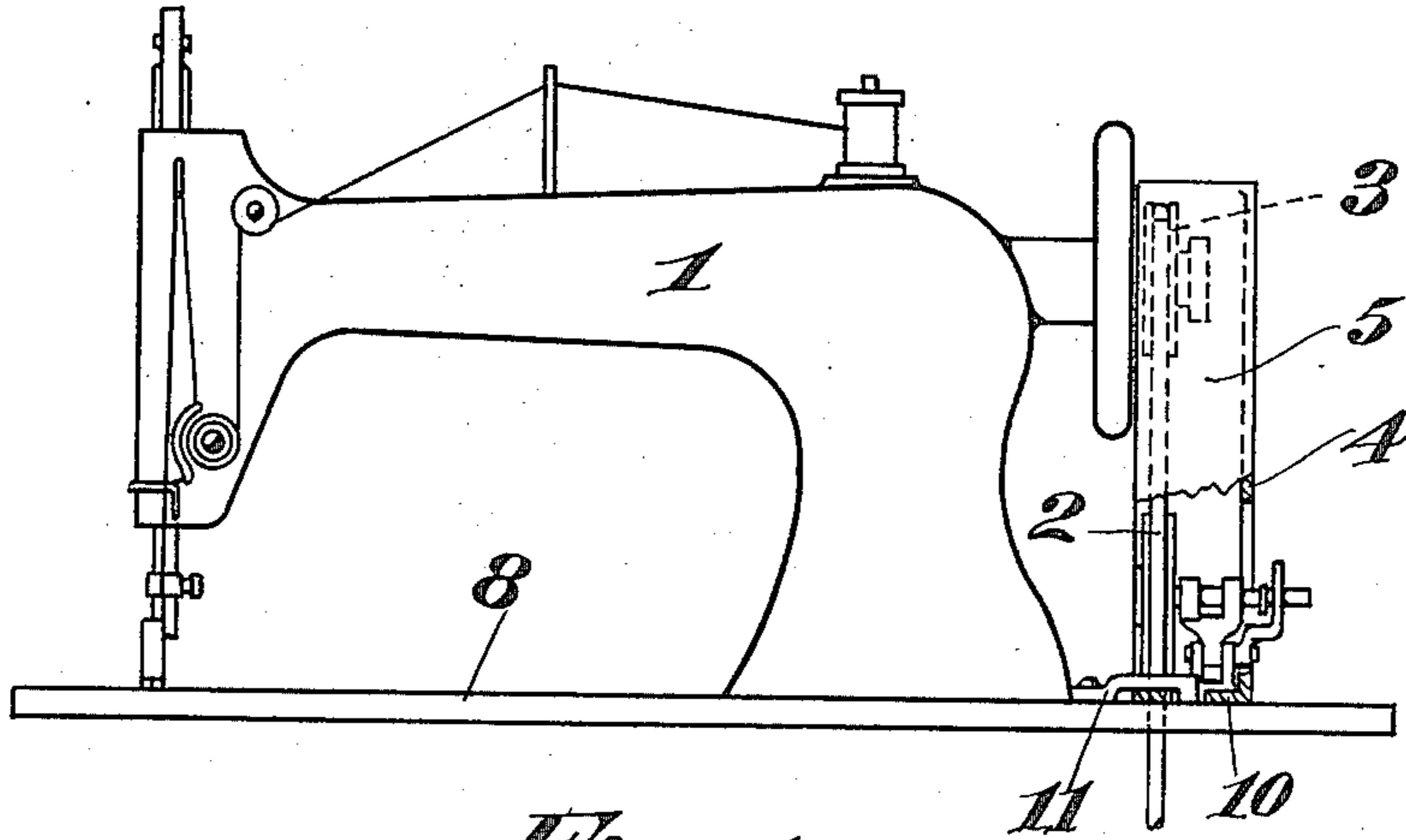
By *Marion Marion*  
 Attorneys

M. ROSENBLOOM & M. MAGNES.  
SEWING MACHINE BELT GUARD.  
APPLICATION FILED APR. 10, 1909.

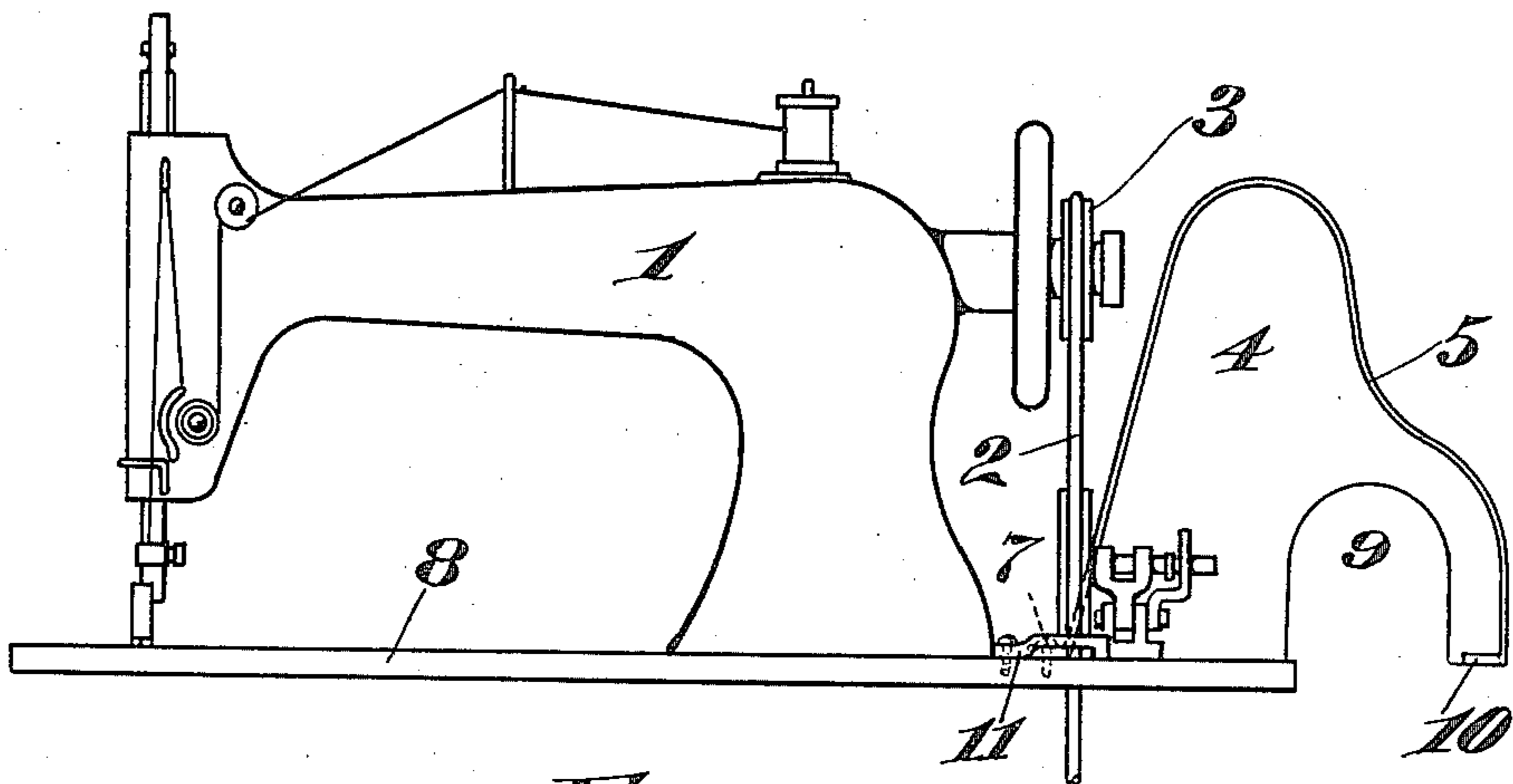
965,335.

Patented July 26, 1910.

2 SHEETS—SHEET 2.



*Fig. 4*



*Fig. 5*

MAX ROSENBLOOM &  
MAX MAGNES

Witnesses:

*L. A. Gawwin*  
*E. J. Gawwin*

Inventor,

By *Marion Marion*  
Attorneys

# UNITED STATES PATENT OFFICE.

MAX ROSENBLOOM AND MAX MAGNES, OF MONTREAL, QUEBEC, CANADA.

## SEWING-MACHINE BELT-GUARD.

965,335.

Specification of Letters Patent.

Patented July 26, 1910.

Application filed April 10, 1909. Serial No. 489,220.

*To all whom it may concern:*

Be it known that we, MAX ROSENBLOOM and MAX MAGNES, subjects of the Czar of Russia, residing at the city and district of Montreal, in the Province of Quebec, Canada, have invented certain new and useful Improvements in Sewing-Machine Belt-Guards; and we do hereby declare that the following is a full, clear, and exact description of the invention, such as will enable others skilled in the art to which it apper-  
tains to make and use the same.

The invention to be hereinafter described relates to sewing machine attachments, and particularly to a guard for the belt and pulley mechanism and the bobbin winding mechanism.

In large cloth cutting and tailoring establishments, where a great number of sewing machines are employed, the machines are arranged close together and in rows, so that the work may be passed from one machine to another by the operators at successive stages. With a great number of machines running at high speed and placed close together, there is great danger of cloth being caught and cut or torn by the driving belt and adjacent mechanism of the machine. Even with the greatest care, such accidents are very frequent in large establishments, causing a heavy annual loss to the companies operating the same. In order to avoid such accidents, it is necessary to house the driving belt, driving pulley and bobbin winding mechanism in such manner as to prevent contact therewith. Such a housing or guard, however, in order to be practicable, must be so designed as to leave the end wall of the machine uncovered, take up the least possible space, be readily removed from operative position, and, when in operative position, be solid and substantially rigid. The hand wheel must be left uncovered, in order that it may be grasped at any moment by the operator in order to stop the machine.

The present invention has been devised and constructed for the purpose of attaining all of these several objects.

In order to more clearly disclose the construction, operation and use of the invention, reference should be had to the accompanying drawings forming part of the present application.

Throughout the several figures of the drawings, like reference characters designate the same parts.

In the drawings: Figure 1 is a side elevation of the invention in operative position, showing its application; Fig. 2 is a perspective of the invention, detached; Fig. 3 is a perspective of the catch for holding the device in operative position; Fig. 4 is a view similar to Fig. 1, but broken away to show the catch 11 and cooperating toe 10; and Fig. 5 is a side elevation of a machine with the flanged plate swung to inoperative position, giving an inside plan view of the same.

In the drawings, the invention has been shown as applied to a well known type of tailor's sewing machine 1. This machine is driven by a belt 2, which passes over a friction pulley 3 on the end of the usual operating shaft. At the present time, such machines are used in large numbers by all large tailoring and cloth cutting establishments. In such establishments, these machines are arranged very close together, so that work may be passed from one operator to another at adjacent machines during successive stages of the tailoring operation. As the cloth is handed from one operator to another, it is very likely to touch either the belt 2 or pulley 3, becoming caught or torn thereby, or else becoming so entangled as to require stoppage of the machine for disentanglement or repairs, or both. To prevent such possible contact, a hood has been provided. This hood comprises a face plate 4 and a broad peripheral flange 5 extending substantially perpendicularly therefrom. The hood is adapted to be pivotally supported on the table board 8 of the machine, and to that end is provided with an integrally formed perforate ear 6, through which may be passed a screw or other pivot 7. In order to allow the hood to fit up as closely as possible to the belt 2 and pulley 3, the hood is formed with a notch or opening 9, through which the spindle for the bobbin winding mechanism and the bracket for supporting the same may project, as the hood is swung into operative position, as shown in Figs. 1 and 4. When the hood has been swung to operative position, it is necessary, of course, to fasten it so. For this purpose, an inwardly projecting toe 10 has been formed on the lower forward

edge of the flange 5, and is adapted to be engaged by a catch 11 pivoted to the table board 8.

On referring to Fig. 1, it will be seen that the hood, constructed according to the above description, completely incloses the belt 2 and its friction pulley 3, while at the same time leaving the hand wheel completely uncovered and accessible to the operator at all times. Thus, it is absolutely impossible for cloth to become injured by the belt or friction pulley as the cloth is passed from one machine to another.

It is clear that changes may be made in the construction, arrangement and disposition of the several parts of the invention, without in any way departing from the field and scope of the same, and it is meant to include all such within this application, wherein only a preferred form has been shown.

We are aware that pivoted housings or guards have been employed to cover at will some parts of a sewing machine and we do not broadly claim such a guard.

It will be observed that our hood is especially designed to cover and protect the belt, pulley and proximate parts at front, top and near the belt and especially to protect the cloth from injury thereby as it is passed to the machine. The side of the housing away from that to which the cloth is presented is, however, left open for convenient access to the belt and other parts, no guard for the cloth being needed on that side. The hood is easily turned horizontally into operative position and the locking by the pivoted catch is immediate and secure.

Having thus fully described our invention, what we claim as new, and desire to secure by Letters Patent, is:—

1. In combination with a sewing machine having a belt-pulley and driving belt, a hood pivoted to turn horizontally and arranged to cover or uncover at will the said pulley and the contiguous part of the belt, the said hood being open on one

side but closed on the other and provided with a flange which extends laterally over the belt, pulley and contiguous parts at front, top and rear, said hood being further provided with an opening 9 to provide room for the bobbin-winding spindle and its bracket and with means for holding said hood detachably in operative position substantially as set forth.

2. In combination with the bed plate and driving belt and other operative mechanism of a sewing machine, a metallic hood for said mechanism comprising a vertical face-plate 4 protecting said mechanism on one side, a flange 5 extending over such mechanism and protecting it at front, rear and on top, though leaving open the side of the hood opposite to face-plate 4 and a horizontal ear 6, whereby said hood is pivoted on said bed-plate in order that it may be turned horizontally over and in contact with said bed-plate for covering and uncovering said mechanism at will, the said hood and the remainder of said machine being arranged and adapted to permit free access during operation to the belt and neighboring mechanism through the open side of said hood substantially as set forth.

3. In combination with a sewing machine, a pivoted hood provided with a toe at its free end and adapted to be turned horizontally into or out of position to cover the driving belt, pulley and contiguous parts and a pivoted catch adapted to engage said toe and lock said hood, the latter being open on one side and having an opening 9 to provide room for the bobbin-winding spindle and its bracket through the other side substantially as set forth.

In witness whereof we have hereunto set our hands in the presence of two witnesses.

MAX ROSENBLOOM.  
MAX MAGNES.

Witnesses:

L. A. GAUVIN,  
W. S. BABCOCK.