

J. H. JOHNSON.
 SANITARY NAPKIN AND BELT FOR SUPPORTING THE SAME.
 APPLICATION FILED NOV. 18, 1909.

Patented July 12, 1910.
 2 SHEETS—SHEET 1.

964,267.

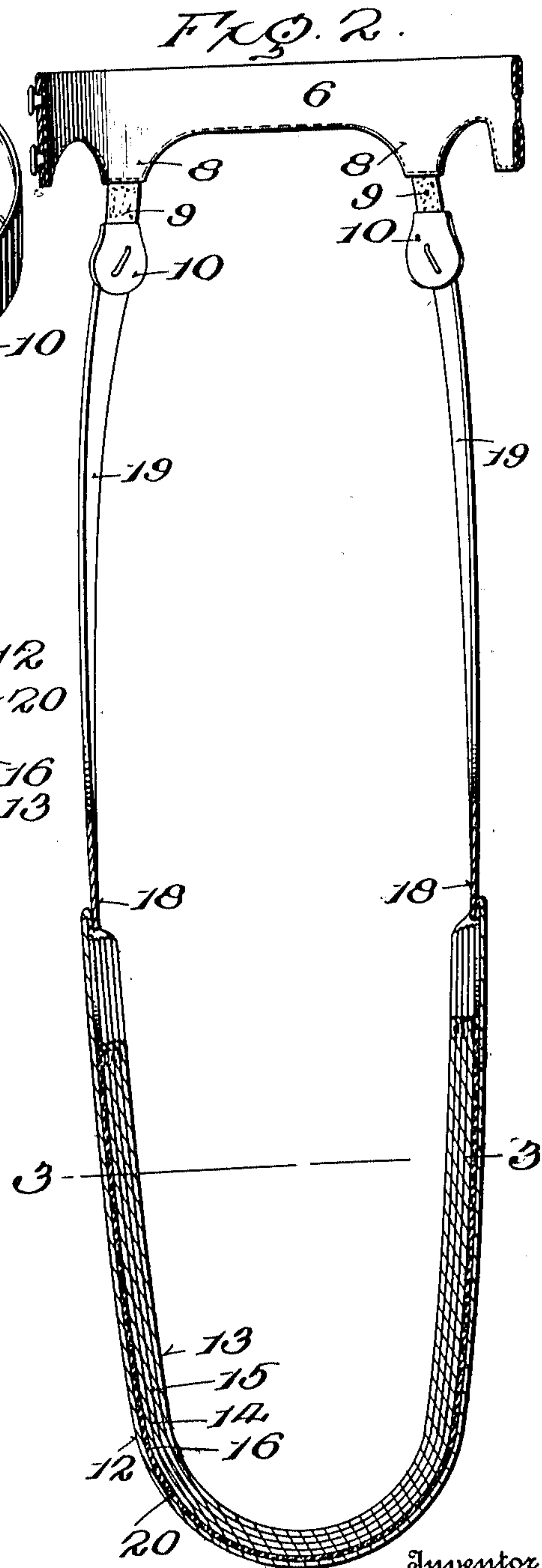
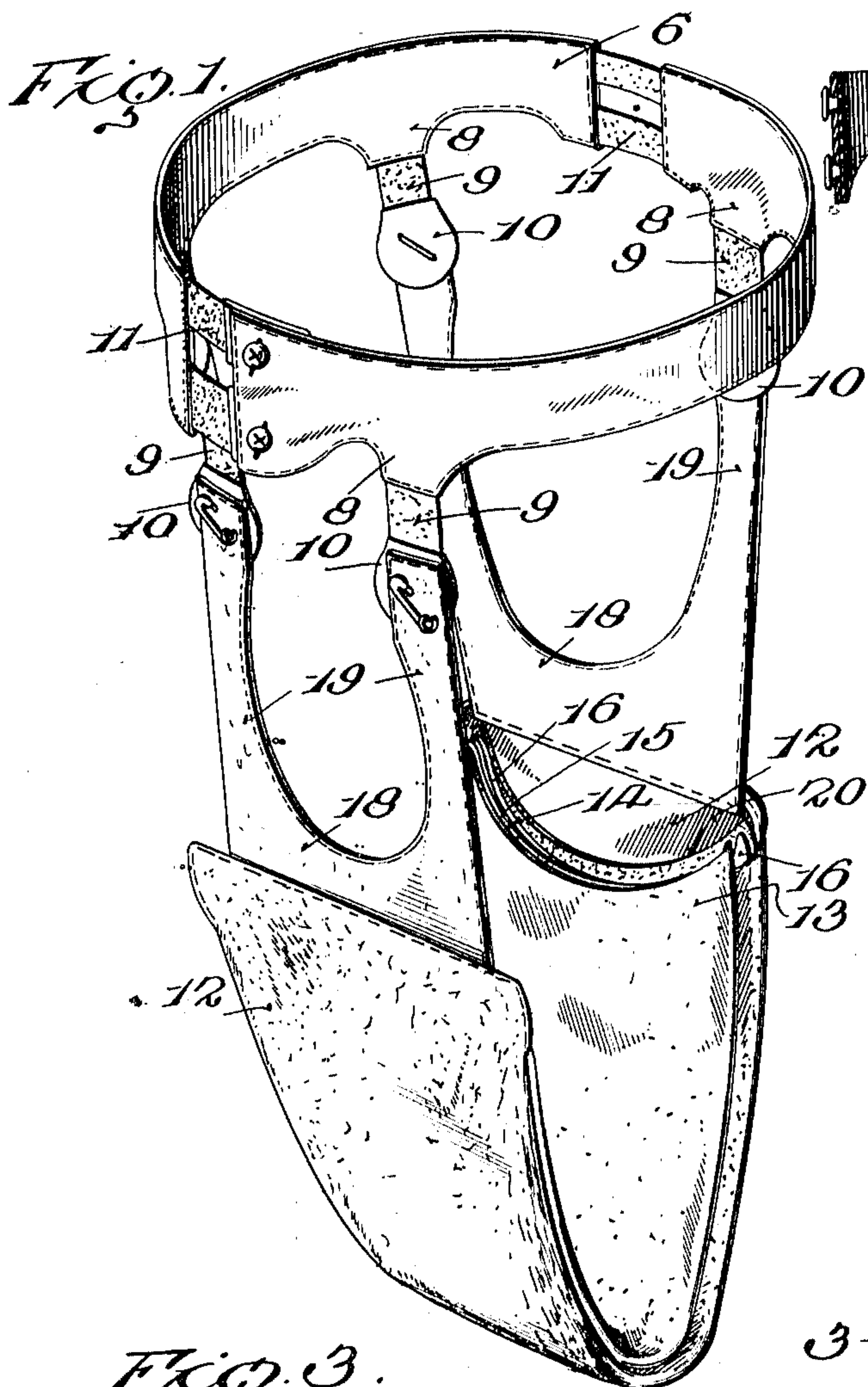
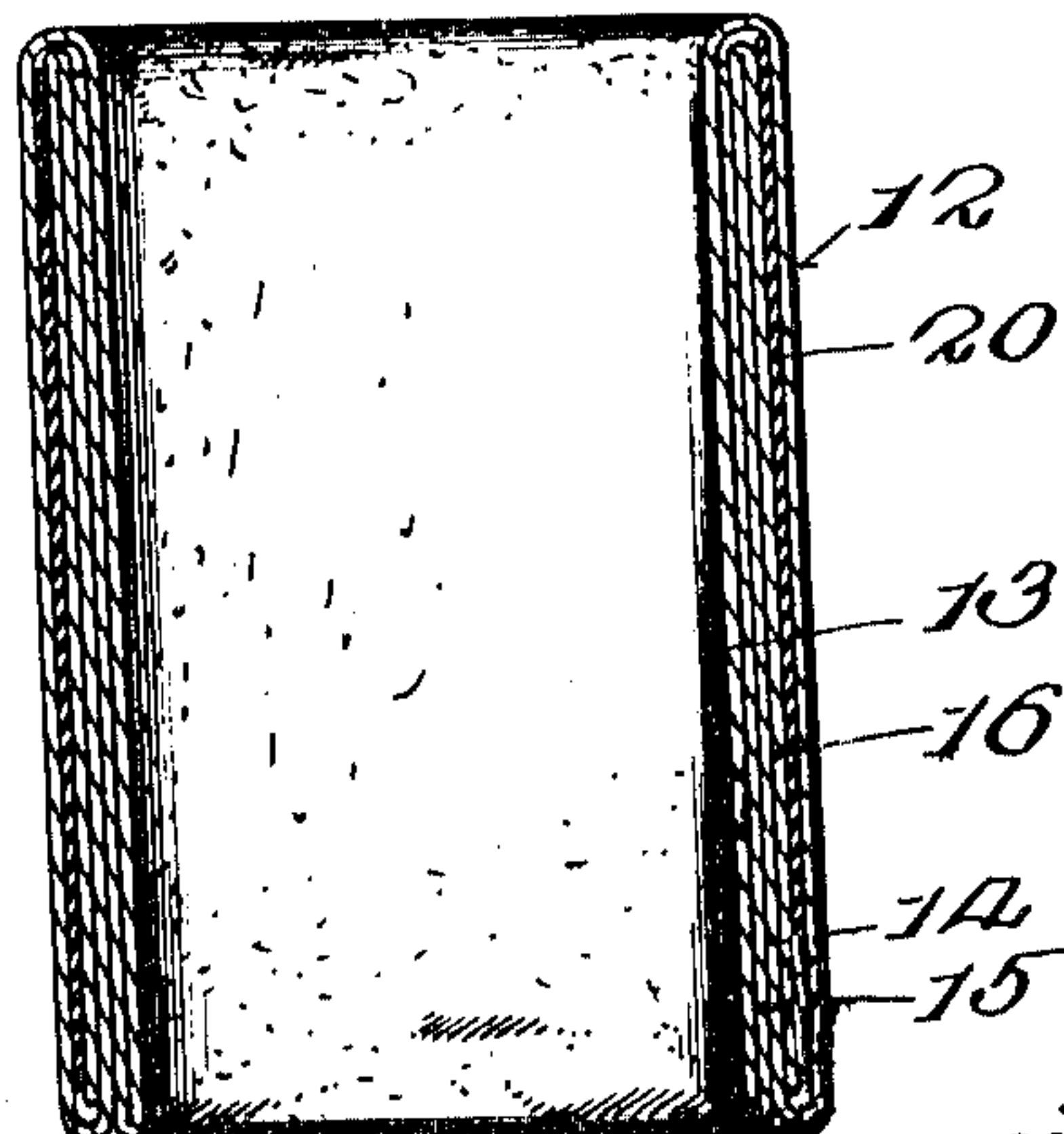


FIG. 3.



Witnesses

Wm. Zeman
 J. Adolph Bishop

James H. Johnson

By Dudley, Browne & Phelps
 Attorney

J. H. JOHNSON.
SANITARY NAPKIN AND BELT FOR SUPPORTING THE SAME.
APPLICATION FILED NOV. 18, 1909.

964,267.

Patented July 12, 1910.

2 SHEETS—SHEET 2.

Fig. 4.

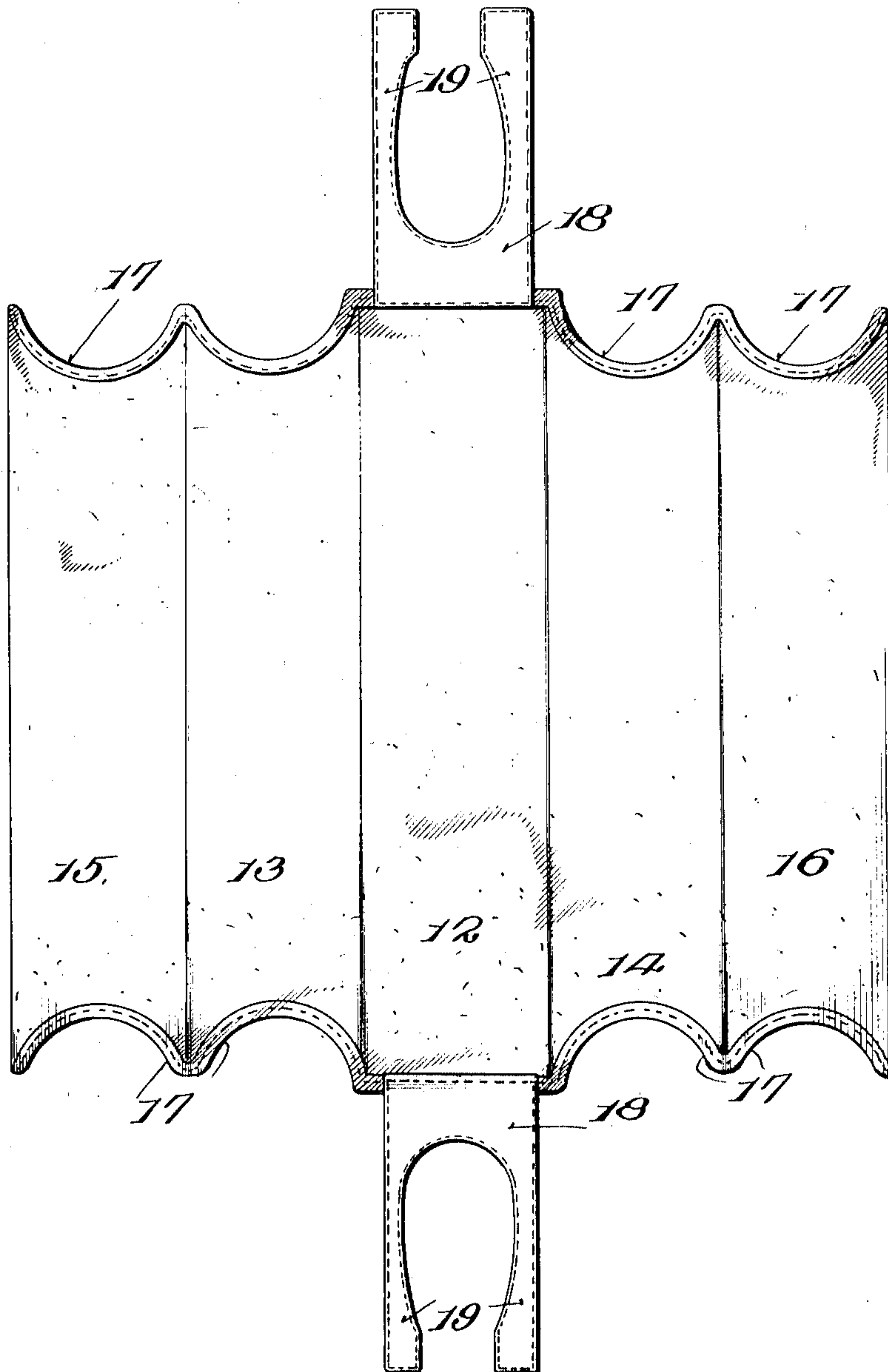



Fig. 5.



Inventor

James H. Johnson

Witnesses

Wm. Zeaman

J. Adolph Bishop

By *Dudley, Browne & Phelps*
Attorneys

UNITED STATES PATENT OFFICE.

JAMES H. JOHNSON, OF WASHINGTON, DISTRICT OF COLUMBIA.

SANITARY NAPKIN AND BELT FOR SUPPORTING THE SAME.

964,267.

Specification of Letters Patent.

Patented July 12, 1910.

Application filed November 18, 1909. Serial No. 528,715.

To all whom it may concern:

Be it known that I, JAMES H. JOHNSON, a citizen of the United States, residing at Washington, in the District of Columbia, have invented certain new and useful Improvements in Sanitary Napkins and Belts for Supporting the Same, of which the following is a specification.

My invention relates to certain new and useful improvements in sanitary napkins and belts for supporting the same.

One of the objects of my invention is to improve the construction of the supporting belt whereby the same is better adapted for its purpose giving greater ease and comfort to the wearer and at the same time securely supporting the napkin in position.

Another object of my invention is to improve the shape and construction of the napkin whereby it will fit closely and firmly in position and thus prevent the soiling of the clothing of the wearer.

A further object is to so connect the supporter and napkin as to cause them to conform better to the body of the wearer.

With these and other objects in view my invention consists in certain constructions, combinations and arrangements of parts the preferred form of which will be first described in connection with the accompanying drawings and then the invention particularly pointed out in the appended claim.

Referring to the accompanying drawings wherein the same part is designated by the same reference numeral wherever it occurs; Figure 1 is a perspective view of my complete device showing the parts connected together as when the device is worn. Fig. 2 is a central vertical section of the device. Fig. 3 is a section taken on line 3—3 of Fig. 2 and looking in the direction of the arrow; Fig. 4 is a plan view of a napkin constructed in accordance with my invention; and Fig. 5 is a view of the waterproof piece which is preferably placed between the folds of the napkin.

6 is a belt of any pliable material, for instance cloth, adapted to encircle the waist of the wearer and which is so shaped as to conform to the contour of the wearer. The front and back portions of the belt are provided with two depending tab portions 8. 8. Secured to these tabs are the elastics 9. 9. to the lower ends of which are secured the pin tabs 10. 10.

11. 11 are elastics which are preferably in-

serted in the belt at the front and rear thereof. The belt is preferably divided in front and provided with buttons and button holes.

From the foregoing description it will readily be seen that the belt is of such construction that it will adjust itself to changes of posture and movements of the wearer and thus afford the user great ease and comfort.

My preferred form of bandage which is shown unfolded in Fig. 4 comprises a central portion 12 and located on each side of the central section are the sections 13, 14, 15 and 16. These sections are each of the same width as the central section and of substantially the same length, they are however preferably cut away at their ends as shown at 17 in order to avoid extra thickness at the front and back when the bandage is in position.

Attached to each end of the central portion 12 is a tab number 18 which is provided with two separate tabs 19 which are adapted to be pinned to the pin tabs 10 as shown in Figs. 1 and 2. The separate tabs 19 on the bandage and the separate tabs 10 on the belt obviate having any portion of the bandage over the stomach or buttocks of the wearer, greatly increasing the comfort of the wearer. This also permits the clothes of the wearer to hang exactly as when no bandage is worn.

In order to protect the outer thickness of the bandage from becoming wet and thus stain the clothing coming in contact therewith I preferably provide a sheet, 20, of rubber cloth, oiled silk or the like, which is of the same size and shape as the side sections of the bandage and is adapted to be placed on the central section first then the side sections on one side of the central section are folded one on the other and then folded onto the central section and then the other sections are similarly folded forming a bandage formed as shown in Figs. 3 and 4.

While I have described what I believe to be the preferred form of my invention I desire to have it understood that considerable variation in the details of construction and arrangement of parts without departing from the spirit of my invention, and I therefore do not intend to limit myself to the specific form shown and described.

What I claim as new and desire to secure by Letters Patent is:

In a device of the class described, the combination with a waist encircling belt having

a separated pair of depending tabs at the front portion thereof, and a pair of separate depending tabs at the rear thereof, of a substantially rectangular napkin formed of a
5 central section and a plurality of side sections adapted to be folded upon the central section, said central section being provided at each end with a pair of separated fabric

tabs adapted to be connected to the depending tabs on the belt section.

In testimony whereof I have affixed my signature in presence of two witnesses.

JAMES H. JOHNSON.

Witnesses:

GEO. S. LIVINGSTON,

FRANCIS M. PHELPS.