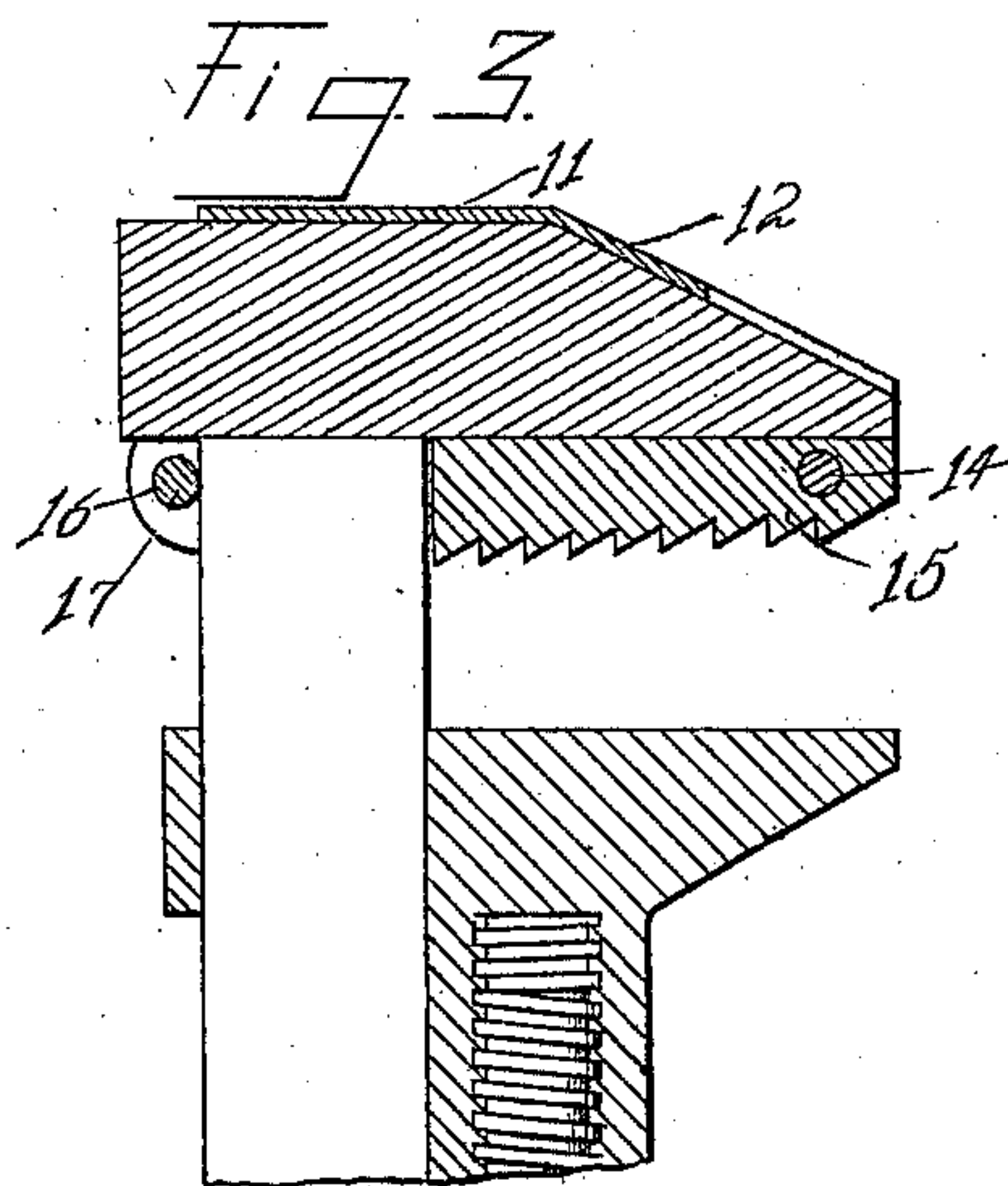
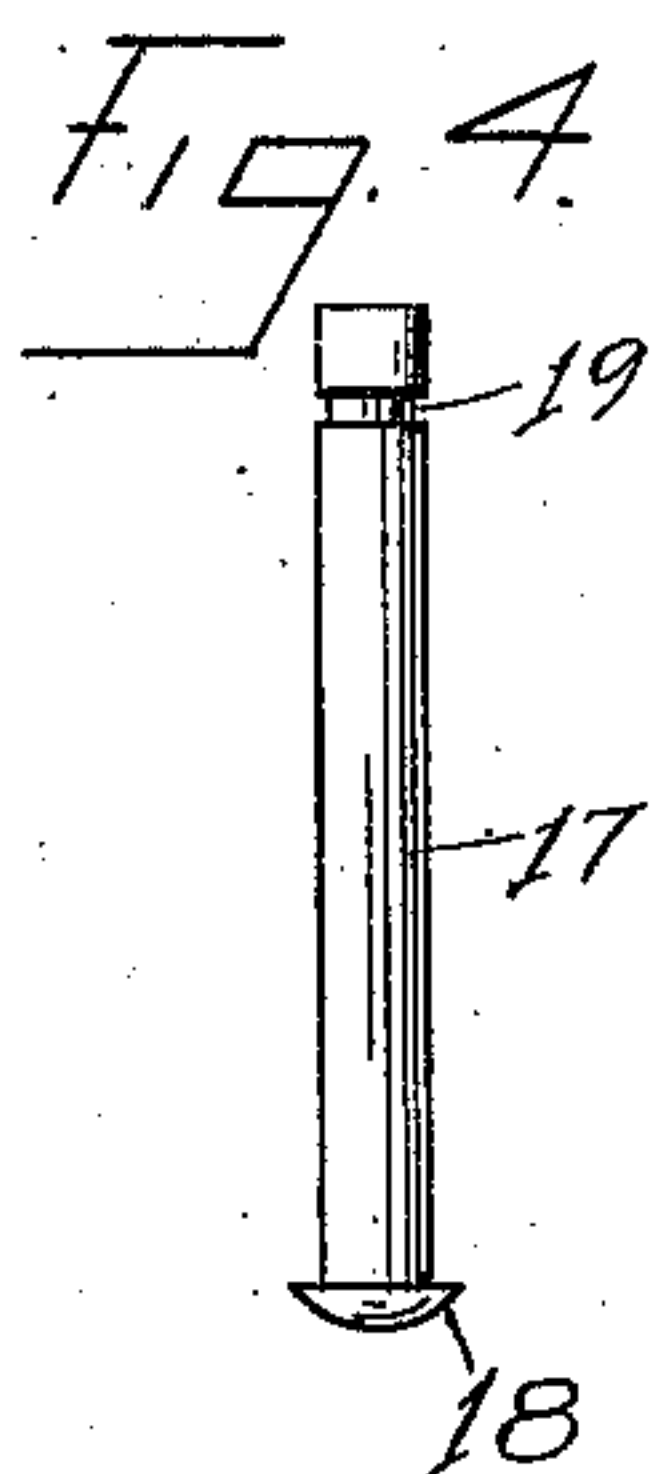
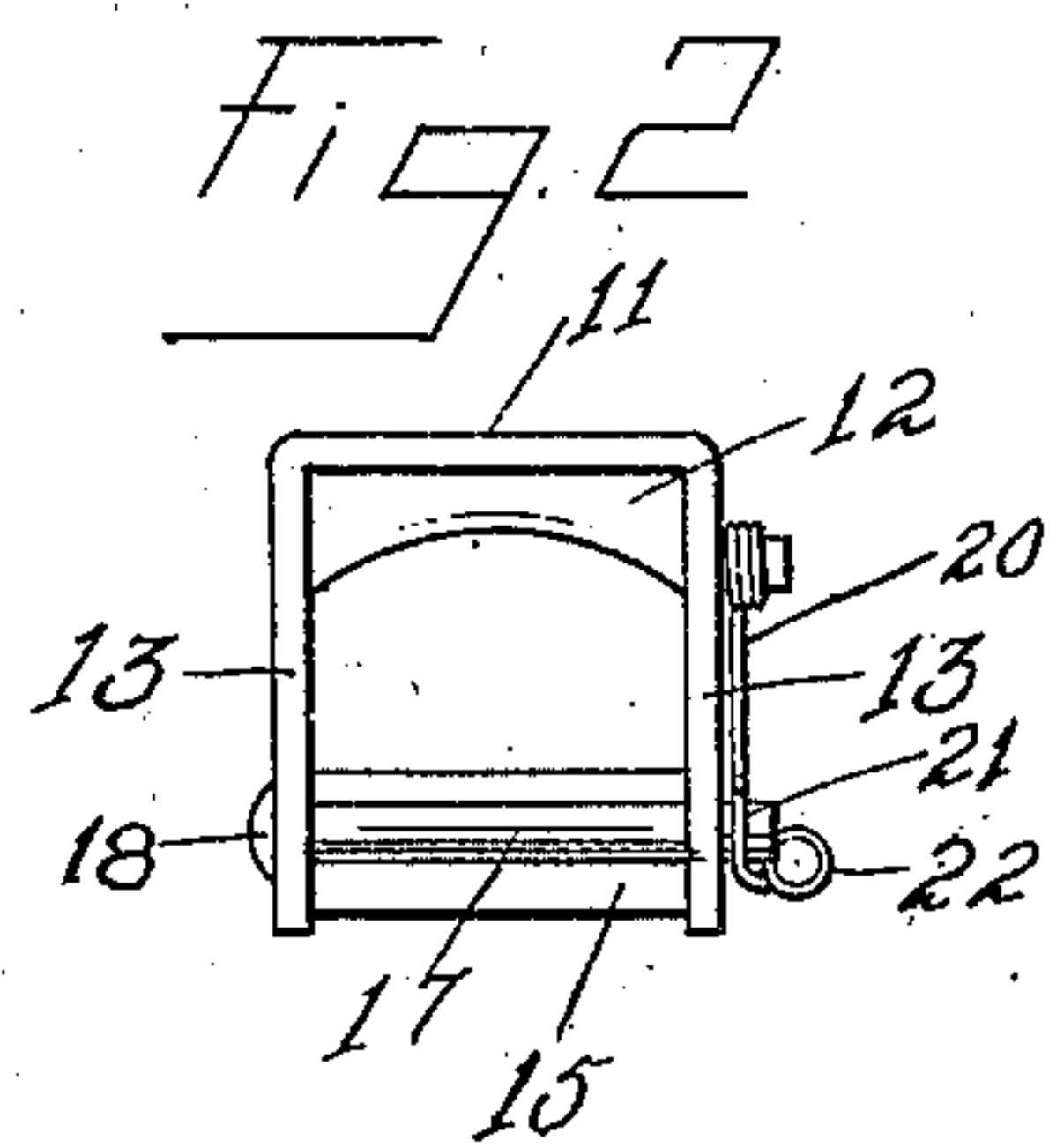
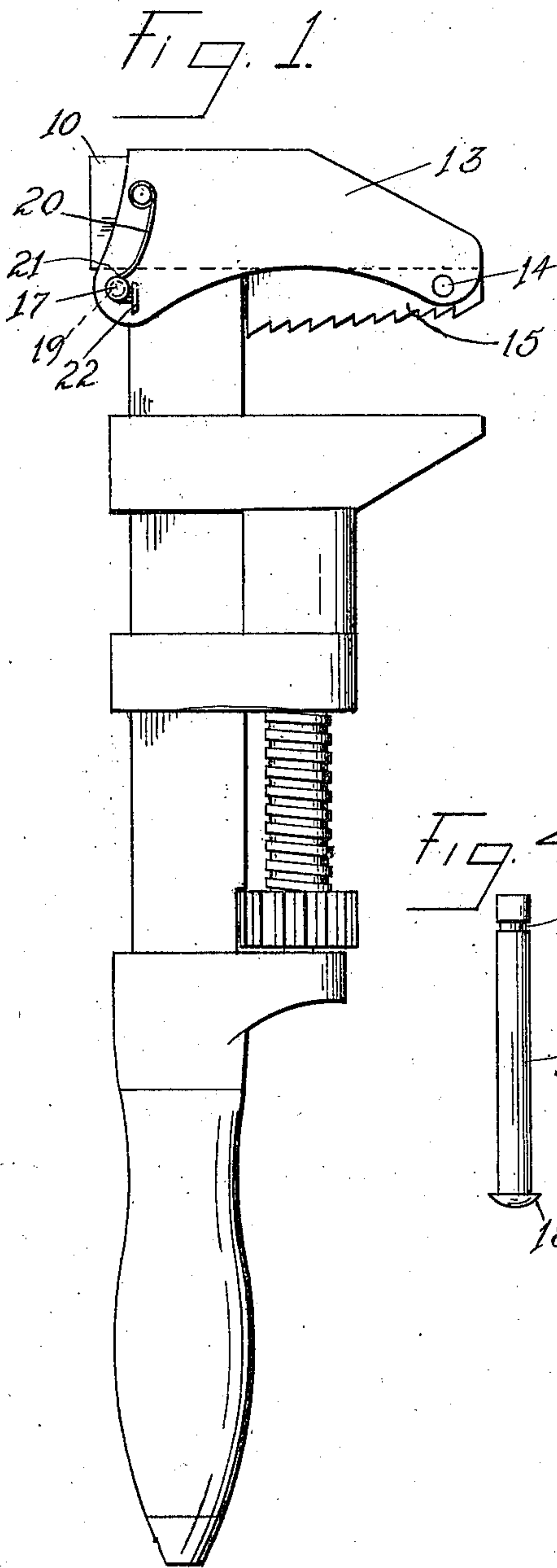


F. FISHER.
ATTACHMENT FOR MONKEY WRENCHES.
APPLICATION FILED SEPT. 21, 1909.

964,010.

Patented July 12, 1910.



Witnesses
J. E. Thoburn
L. N. Gilling

Inventor
FRANK FISHER.

By *Charles Chandler*

Attorneys.

UNITED STATES PATENT OFFICE.

FRANK FISHER, OF REARDAN, WASHINGTON.

ATTACHMENT FOR MONKEY-WRENCHES.

964,010.

Specification of Letters Patent.

Patented July 12, 1910.

Application filed September 21, 1909. Serial No. 518,771.

To all whom it may concern:

Be it known that I, FRANK FISHER, a citizen of the United States, residing at Reardan, in the county of Lincoln, State of Washington, have invented certain new and useful Improvements in Attachments for Monkey-Wrenches; and I do hereby declare the following to be a full, clear, and exact description of the invention, such as will enable others skilled in the art to which it appertains to make and use the same.

This invention relates to wrenches and has special reference to an attachment for the ordinary type of monkey or nut wrench.

One object of the invention is to provide an attachment for wrenches of this character by means of which they may be converted into a wrench suitable for grasping pipe and other cylindrical objects.

Another object of the invention is to provide a device of this character which may readily be applied to or detached from a monkey wrench and that without the use of any special tool.

With the above and other objects in view the invention consists in general of a serrated jaw provided with novel means for attaching the same to a monkey wrench.

The invention further consists in certain novel details of construction and combinations of parts hereinafter fully described, illustrated in the accompanying drawings, and specifically set forth in the claim.

In the accompanying drawings, like characters of reference indicate like parts in the several views, and:—Figure 1 is a side elevation of a monkey wrench showing the device in position. Fig. 2 is a rear view of the device. Fig. 3 is a section through the head of a monkey wrench showing the device applied thereto. Fig. 4 is a detail side elevation of the securing pin.

In Fig. 1 there is disclosed a monkey wrench of the ordinary screw actuated type and this wrench has the usual fixed jaw or head 10. The attachment consists of a plate of metal bent in U-shape and this plate includes a flat top portion 11 adapted to fit on the flat portion of the head 10, an inclined portion 12 adapted to fit on the inclined nose of the head, and side portions 13 arranged to closely embrace the sides of the head 10. At the forward end of these side portions they project past the working face

of the head 10 and in this projecting portion is a pin 14 whereon is pivoted a serrated jaw 15 arranged to lie closely against the working face of the head 10 when the device is in position.

In order to hold the device on the head the rear ends of the side members 13 project toward the movable jaw and rearward and these rear ends are provided with suitable perforations 16 to receive a removable pin 17 provided with a head 18 and having a notch 19 adjacent the opposite end and extending entirely around the pin. Securely fastened to one of the side members 13 is a spring catch 20 provided with a U-shaped portion 21 arranged to engage in the notch 19 and the extremity of this catch is further bent at right angles and into circular shape to form an eye 22, the eye thus forming a finger grip.

In the application of this attachment to a monkey wrench the pin 17 is removed by releasing the spring catch 20 and the U-shaped frame is slipped over the nose of the fixed head 10. When the frame has been pushed sufficiently far back the pin 17 is inserted and the notch 19 engaged by the U-shaped portion 21 of the spring catch 20. The device will then be ready for use. In order to remove the attachment the reverse of this operation is performed. There is thus provided a simple and efficient device of the kind described and for the purpose specified.

Having thus described the invention, what is claimed as new, is:—

In an attachment for monkey wrenches, a U-shaped plate adapted to closely engage the top and sides of a wrench jaw, a serrated bar pivoted to the plate to lie beneath the face of said jaw, and means to secure said plate on said jaw comprising a removable pin extending through the plate and engageable beneath said jaw, said pin being provided with a grooved end, and a spring catch mounted on said plate to engage the groove in said pin when the latter is in position.

In testimony whereof, I affix my signature, in presence of two witnesses.

FRANK FISHER.

Witnesses:

C. A. SMELCER,
JOSEPH GUTH.