

P. DEATS & T. HAAS.
SHAVING MUG.
APPLICATION FILED JULY 6, 1909.

963,749.

Patented July 12, 1910.

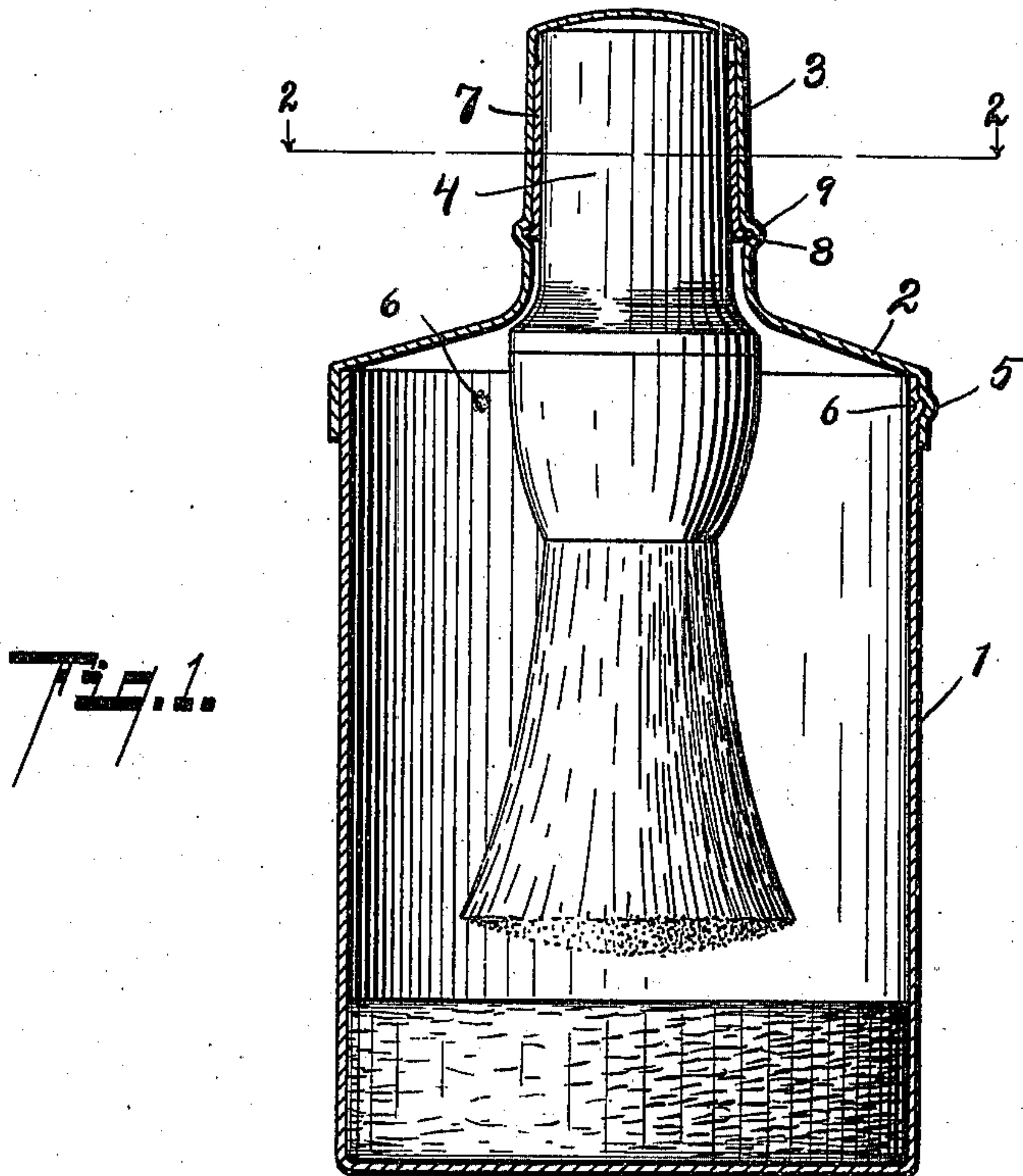


Fig. 1.

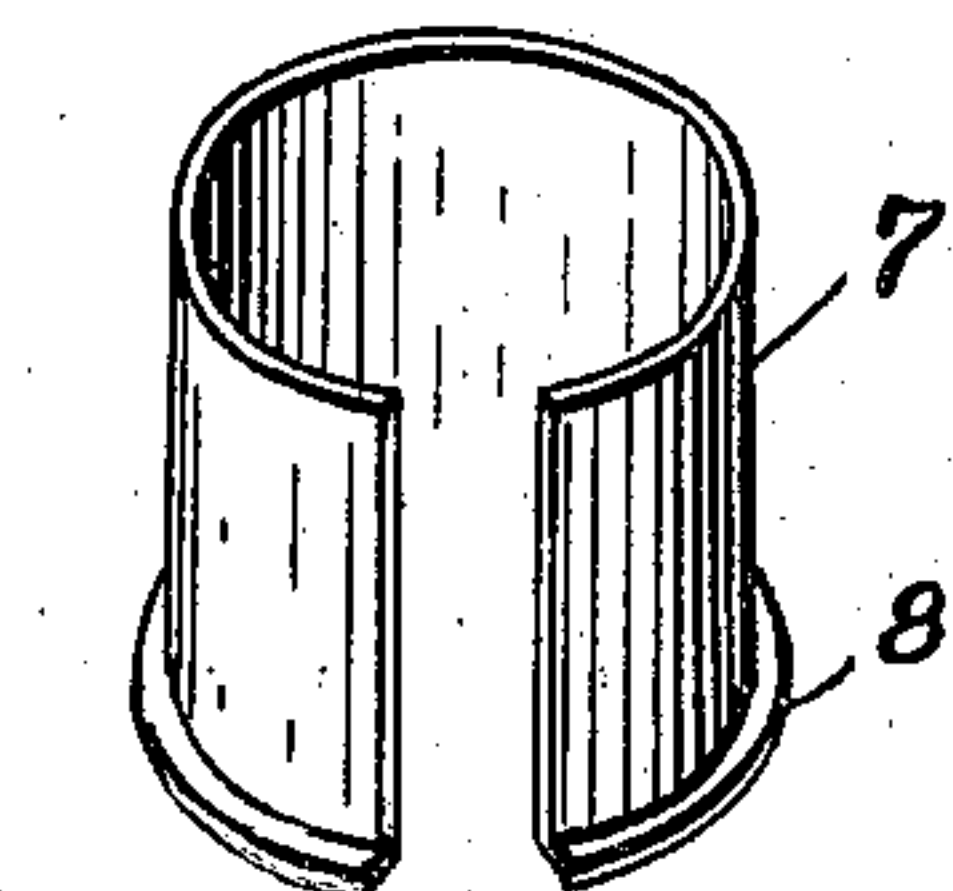


Fig. 4.

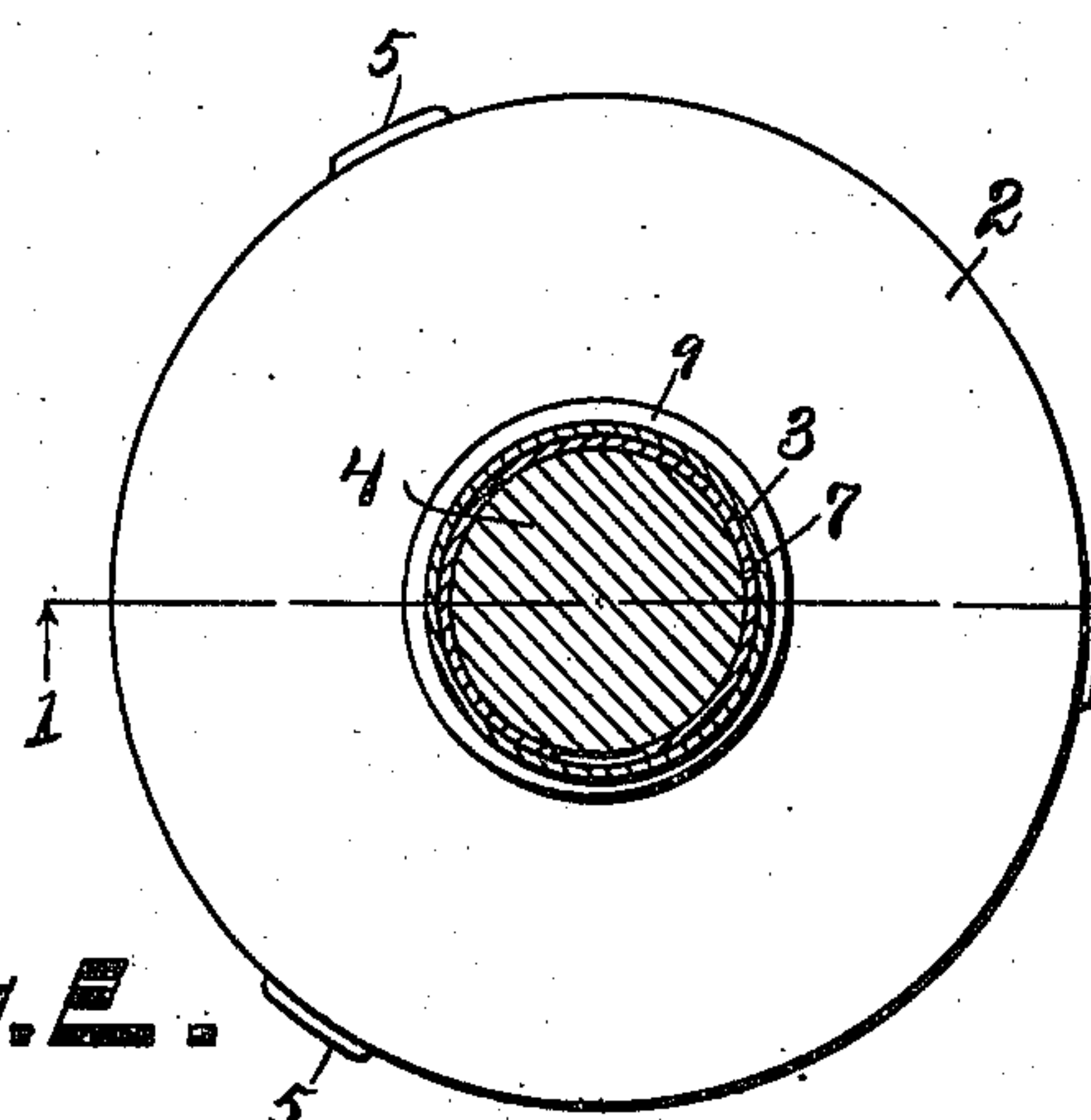


Fig. 5.

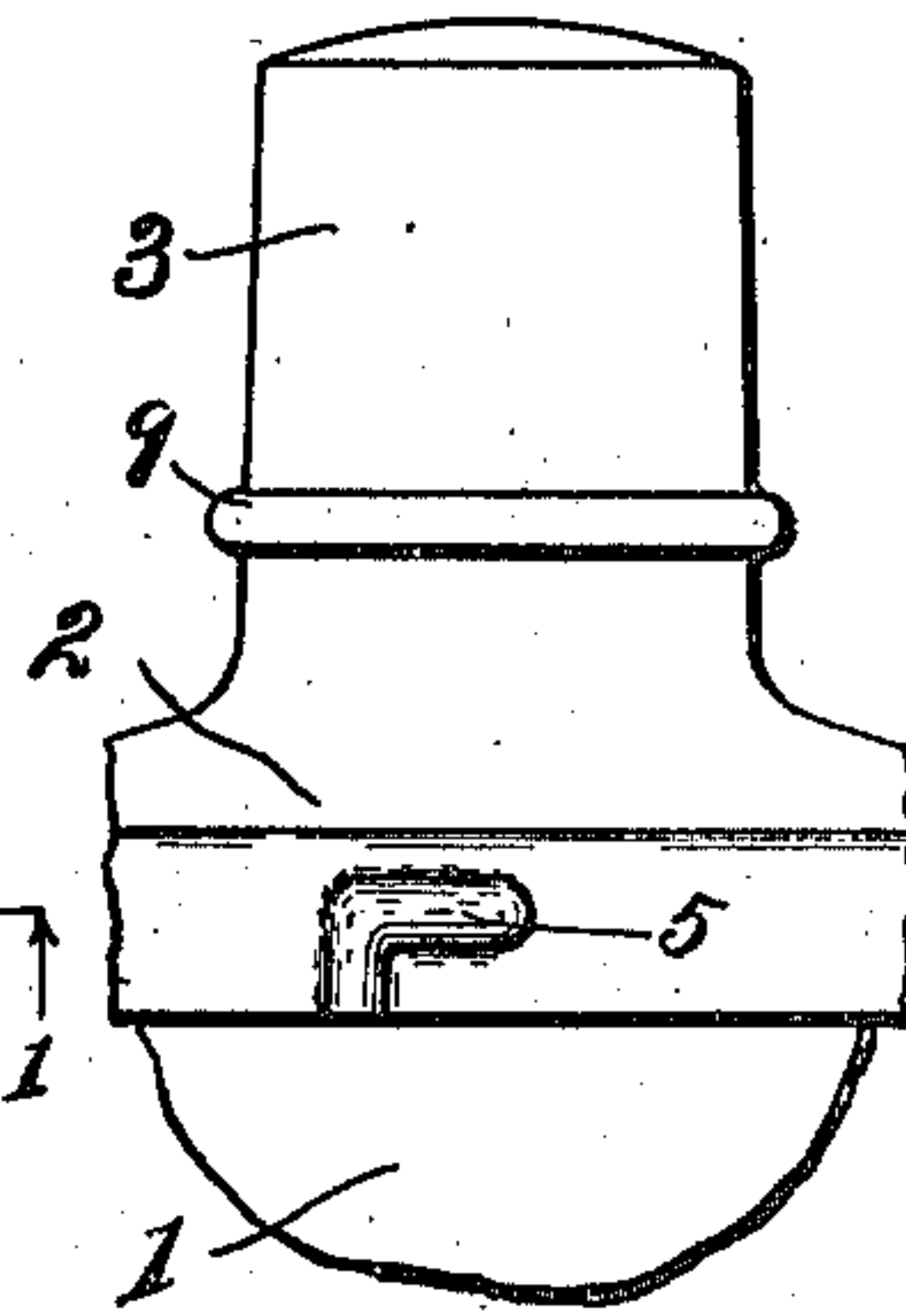


Fig. 3.

Inventors

Witnesses
Gertrude Tallman
Marie Tude

Philip Deats
and Thomas Haas
by Chaspeel Earl
Attorneys

UNITED STATES PATENT OFFICE.

PHILIP DEATS, OF MATTAWAN, AND THOMAS HAAS, OF KALAMAZOO, MICHIGAN.

SHAVING-MUG.

963,749.

Specification of Letters Patent. Patented July 12, 1910.

Application filed July 6, 1909. Serial No. 506,049.

To all whom it may concern:

Be it known that we, PHILIP DEATS, a citizen of the United States, residing at the village of Mattawan, county of Van Buren, and State of Michigan, and THOMAS HAAS, a citizen of the United States, residing at Kalamazoo, in the county of Kalamazoo and State of Michigan, have invented certain new and useful Improvements in Shaving-Mugs, of which the following is a specification.

This invention relates to improvements in shaving mugs.

The main object of our invention is to provide an improved shaving mug having an improved means for suspending the brush when not in use.

A further object is to provide an improved shaving mug having the features above pointed out, which is very economical in structure, and, at the same time, very convenient for use.

Further objects, and objects relating to structural details will definitely appear from the detailed description to follow.

We accomplish the objects of our invention by the devices and means described in the following specification.

The structure described constitutes one effective embodiment of our invention. Other embodiments could be readily devised by those skilled in the art.

The invention is clearly defined and pointed out in the claims.

A structure constituting an effective and preferred embodiment of the features of our invention is clearly illustrated in the accompanying drawing, forming a part of this specification, in which:

Figure 1 is a vertical section through a shaving mug embodying the features of our invention taken on a line corresponding to line 1—1 of Fig. 2, the brush and a cake of soap being shown in full lines therein. Fig. 2 is a horizontal section taken on a line corresponding to line 2 2 of Fig. 1. Fig. 3 is a detail elevation showing the means for detachably securing the top and body of the mug together. Fig. 4 is a perspective view of the spring for removably supporting the brush on the top.

In the drawing, similar reference characters refer to similar parts throughout the several views, and the sectional views are taken looking in the direction of the little arrows at the ends of the section lines.

Referring to the drawing, the body 1 of the mug is preferably formed of metal, as is indicated. The top 2 is provided with a central cylindrical extension 3 adapted to receive the handle 4 of the shaving brush. The top or cover 2 is provided with a flange adapted to embrace the upper end of the top of the mug, and preferably has bayonet-joint grooves 5 therein adapted to receive the lugs 6 on the body so that the cover can be slipped onto the body and given a slight turn for securing it. The brush is removably supported in the extension 3 by means of a spring, which is preferably in the form of a cylindrical bushing-like spring 7, having a flange 8 at its lower end which engages in an annular groove 9 formed in the extension, the groove being preferably formed by providing the extension with an annular bead-like rib, the rib not only serving as an ornament for the cover, but also serving to retain the spring by receiving the flange 8 thereof, and also serves as a finger piece or portion for the top. The spring 7 is adapted to receive the handle of the brush and supports the same when the cover is on, as illustrated, thus supporting the brush so that the bristles thereof are not bent or deformed, as they are likely to become when the brush rests thereon.

In use, the brush is removed from the cover simply by withdrawing the same, and can be quickly inserted.

The cover being detachably secured, the mug is especially adapted for the use of travelers. It forms a closed receptacle for the soap so that it is protected from dust and the like.

We have illustrated our improvements in an embodiment which we find practical. We have not attempted to illustrate modifications or changes in structural details, as those will be apparent to those skilled in the art to which this invention relates.

Having thus described our invention, what we claim as new and desire to secure by Letters Patent is:

1. The combination with a mug body, of a cover therefor having a central cylindrical extension adapted to receive the handle of a brush, said extension being provided with an annular internal groove; and a bushing-like brush-supporting spring arranged in said extension, adapted to receive the handle of a brush whereby the same is supported from said top, said spring being provided

with an out-turned groove engaging flange at its lower end whereby it is retained in said extension.

2. The combination with a mug body, of
5 a cover therefor having a central cylindrical extension adapted to receive the handle of a brush; and a bushing-like brush-supporting spring arranged in said extension, adapted to receive the handle of a brush, whereby
10 the same is supported from said top.

3. The combination with a mug body, of a cover therefor having a central extension

adapted to receive the handle of a brush, said cover and mug body being provided with coacting engaging portions whereby 15 the cover is retained; and a brush-supporting spring arranged in said extension.

In witness whereof, we have hereunto set our hands in the presence of two witnesses.

PHILIP DEATS.
THOMAS HAAS.

Witnesses:

PHINA WOODRUFF,
CLORA E. BRADEN.