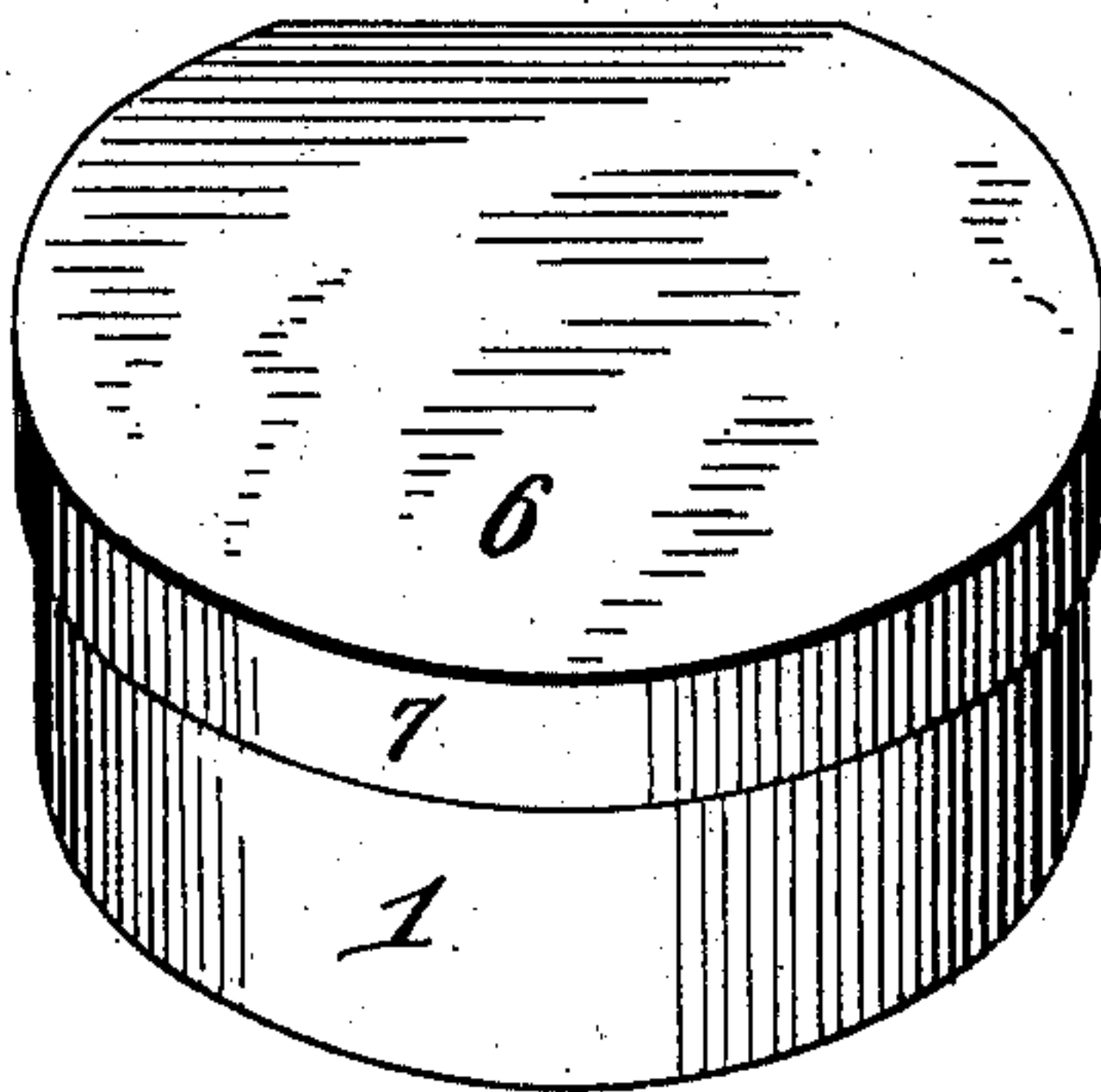


M. A. EVANS.  
BLACKING BOX.  
APPLICATION FILED JULY 9, 1909.

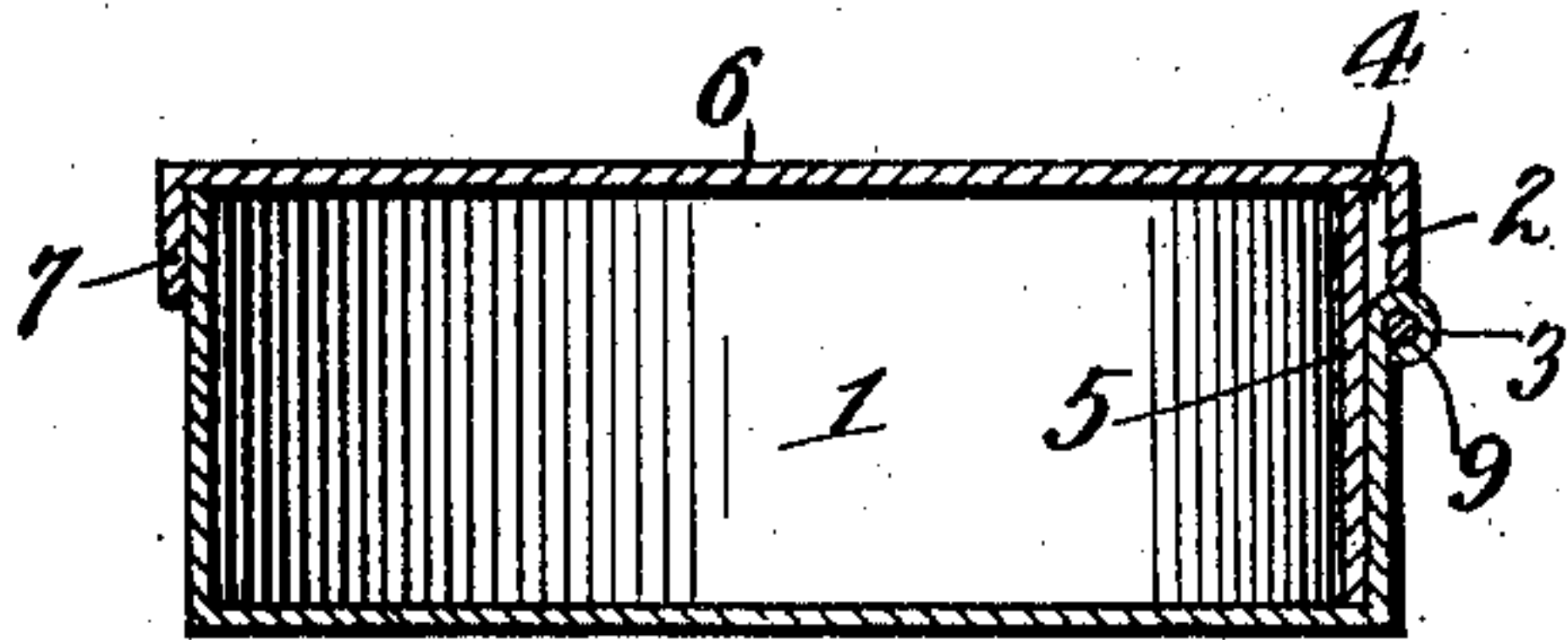
963,703.

Patented July 5, 1910.

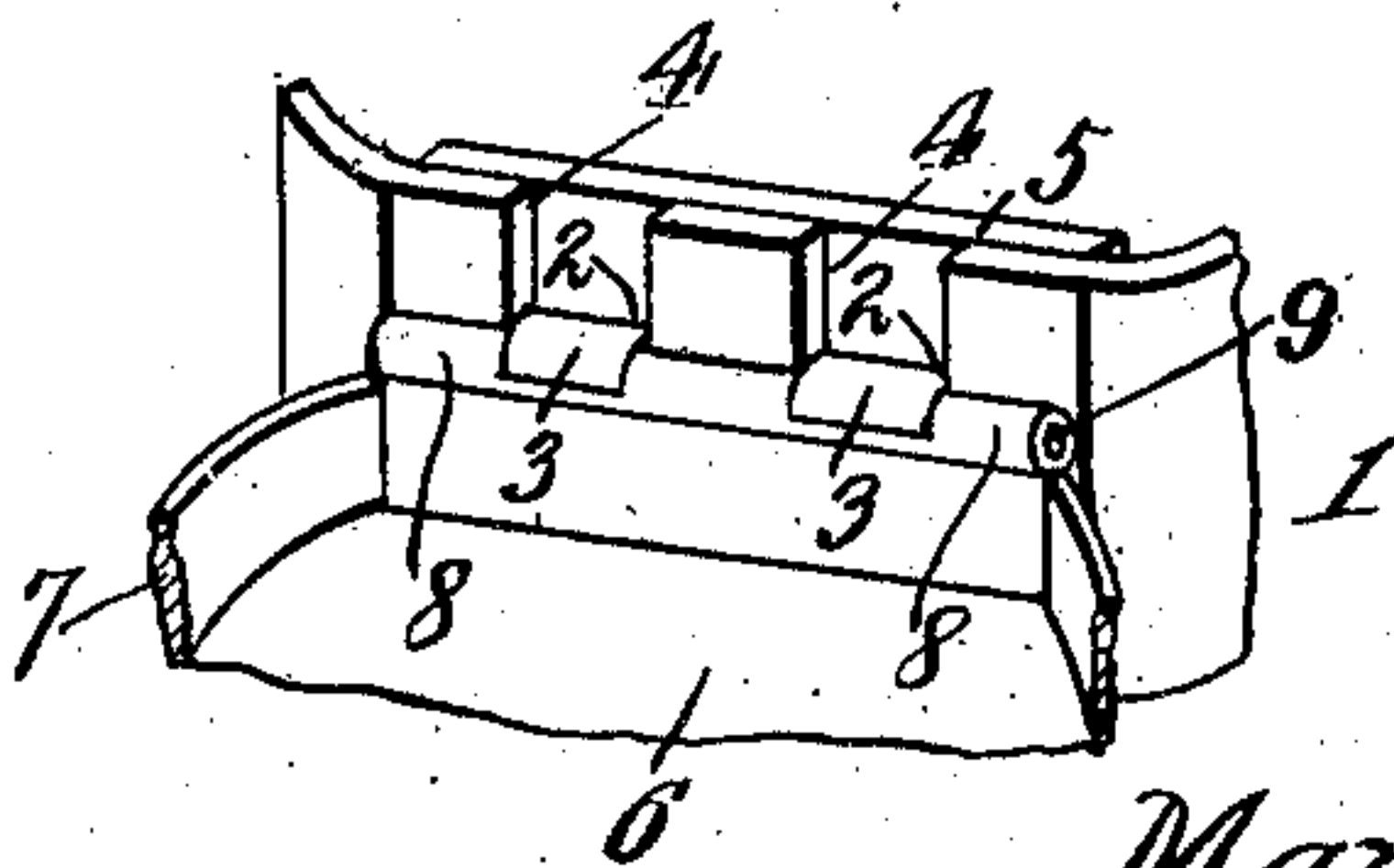
*Fig. 1.*



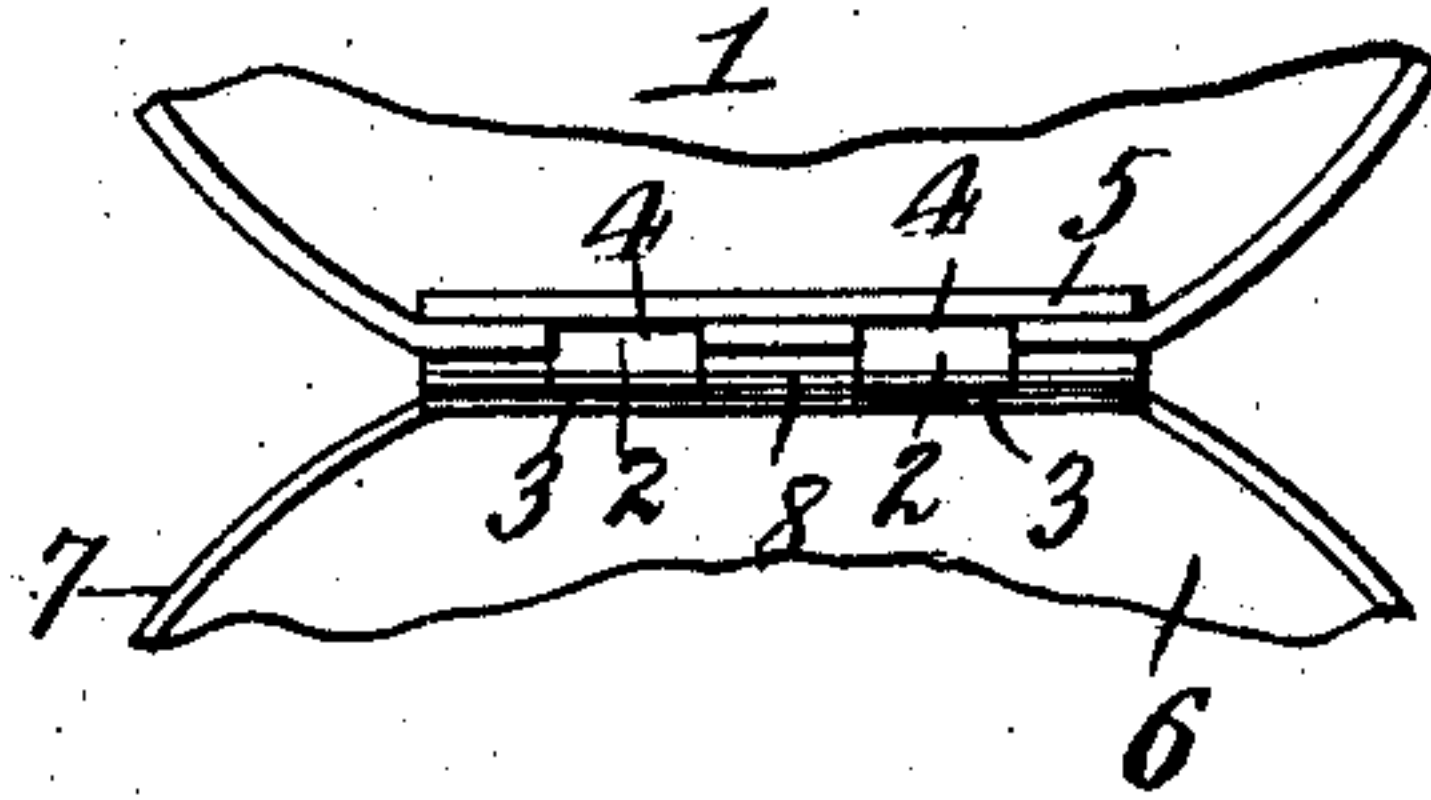
*Fig. 2.*



*Fig. 3.*



*Fig. 4.*



Inventor

Mary Alice Evans.

Witnesses

William C. Linton  
J. L. Linton

By Victor J. Evans  
Attorney

# UNITED STATES PATENT OFFICE.

MARY ALICE EVANS, OF POPLAR PLAINS, KENTUCKY.

BLACKING-BOX.

963,703.

Specification of Letters Patent.

Patented July 5, 1910.

Application filed July 9, 1909. Serial No. 506,820.

*To all whom it may concern:*

Be it known that I, MARY ALICE EVANS, a citizen of the United States, residing at Poplar Plains, in the county of Fleming and State of Kentucky, have invented new and useful Improvements in Blacking-Boxes, of which the following is a specification.

This invention is an improved box which may be made of paste-board, sheet metal or other suitable material and it is especially adapted for use as a box for holding blacking but may also be used for other purposes and the said invention consists in the construction, combination and arrangement of devices hereinafter described and claimed.

In the accompanying drawings:—Figure 1 is a perspective of a box constructed in accordance with my invention. Fig. 2 is a vertical sectional view of the same. Fig. 3 is a detail perspective view. Fig. 4 is a detail top plan showing the construction of the notched hinged wall and the inner cover wall.

In accordance with my invention, I provide the body portion 1 of the box in one of its side walls with vertical slits 2 at suitable regular distances apart and which slits extend downwardly from the upper edge of such wall. Certain of the portions between the said slits are turned outwardly and rolled in tubular form as at 3 and hence notches 4 are formed in the said wall by the spaces vacated by the said tubular portions thereof. To prevent blacking or other contents of the box from passing out through the said notches, I provide an inner wall 5

which bears against the said notched wall and extends to the upper edge of the body of the box as shown.

The cover 6 of the box is formed with a flange 7 to fit around the body of the box and the said flange is provided at one side with tubular portions 8 corresponding, alternating and arranged in line with the tubular portions of the body of the box. A pintle wire 9 is extended through the said tubular portions of the box body and cover and coacts with said tubular portions to effect the hinge connection between the body and cover as will be understood.

What is claimed is:—

A box comprising a body portion having one of its side walls provided with vertical slits extending downwardly from its upper edge and portions between said slits disposed in tubular form on the outer side of the box and thereby forming notches in said edge of said wall, so that said wall presents a plane surface on its inner side, an inner wall on the inner side of said notched wall and covering the notches thereof; a cover having a flange to fit around said body, said flange having tubular portions alternating and in line with those of said notched wall of the body, and a pintle wire extending through said tubular portions of the box body and cover.

In testimony whereof I affix my signature in presence of two witnesses.

MARY ALICE EVANS.

Witnesses:

THOS. B. HOWE,  
A. R. PLUMMER.