

C. W. G. SODEMANN.
 PATTERN FOR RADIATOR CASTINGS.
 APPLICATION FILED AUG. 30, 1909.

963,086.

Patented July 5, 1910.

3 SHEETS—SHEET 1.

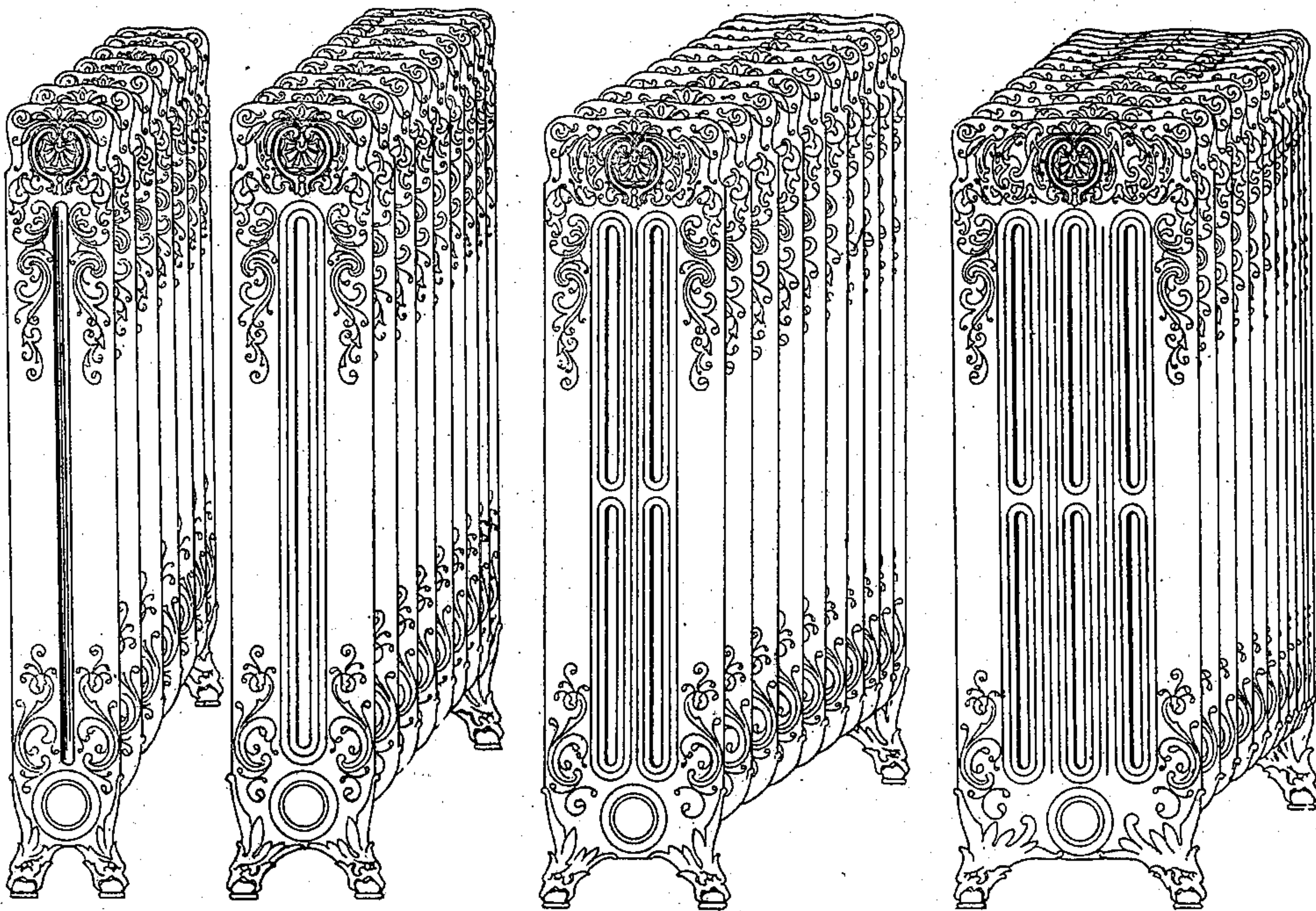



FIG. 1 FIG. 2

FIG. 3

FIG. 4

FIG. 5



Witnesses
 H. C. Stein
 L. A. L. M. J. Antyre

Inventor
 Christian W. G. Sodemann
 by Hopkins & Eick. Attys

C. W. G. SODEMANN.
PATTERN FOR RADIATOR CASTINGS.
APPLICATION FILED AUG. 30, 1909.

963,086.

Patented July 5, 1910.

3 SHEETS—SHEET 2.

FIG. 6




FIG. 7




FIG. 8





FIG. 9



Witnesses

H. C. Stein

L. A. L. McIntyre

Inventor

Christian W. G. Sodemann

by Hopkins & Eick, Attys.

C. W. G. SODEMANN.
PATTERN FOR RADIATOR CASTINGS.
APPLICATION FILED AUG. 30, 1909.

963,086.

Patented July 5, 1910.

3 SHEETS—SHEET 3.

FIG. 10

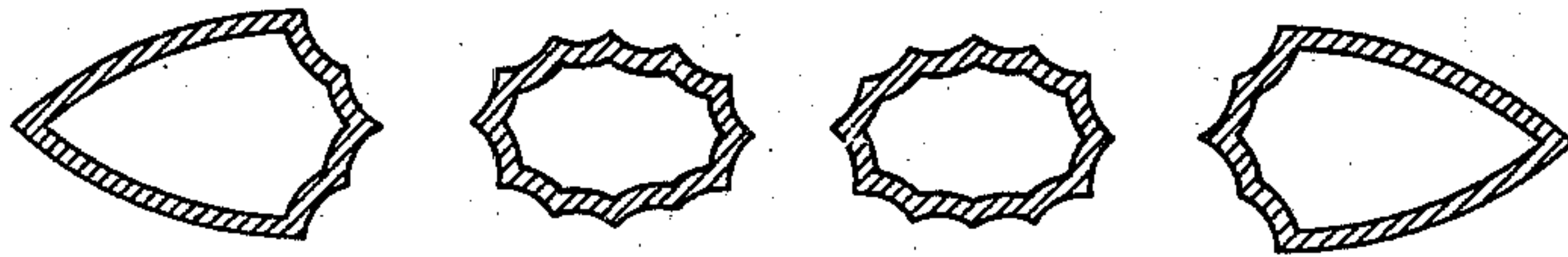


FIG. 11

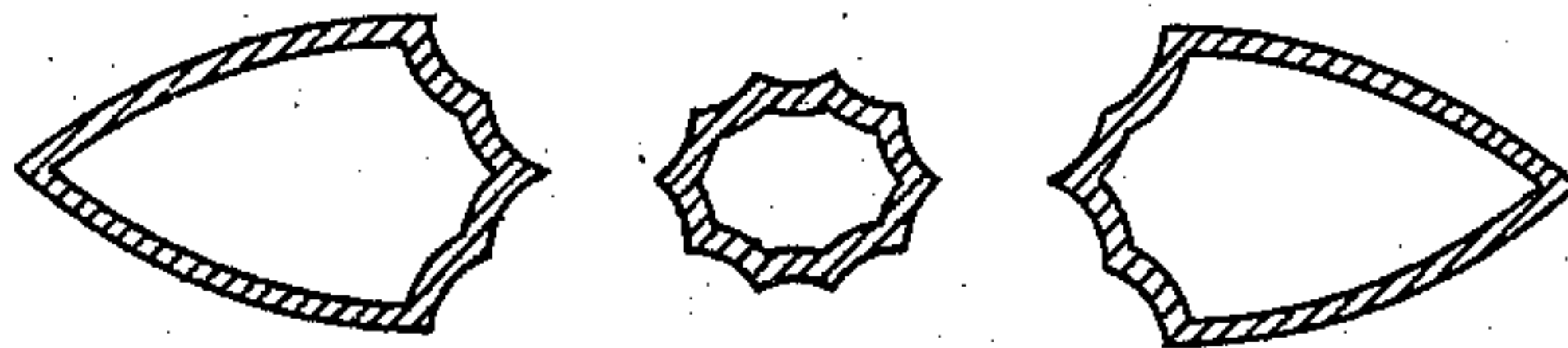


FIG. 12

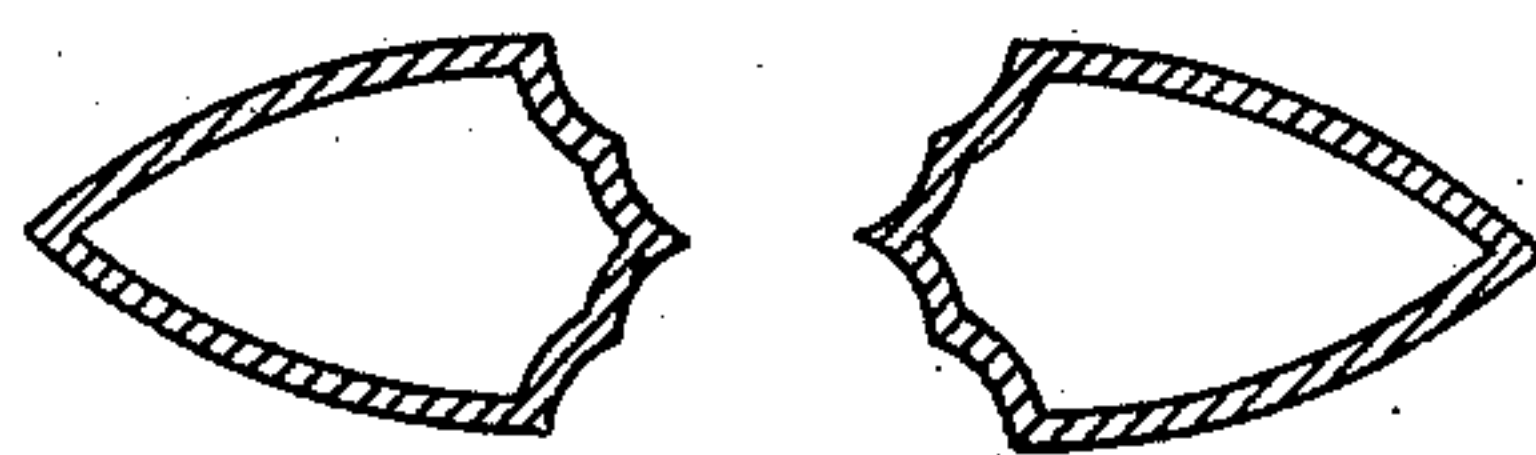
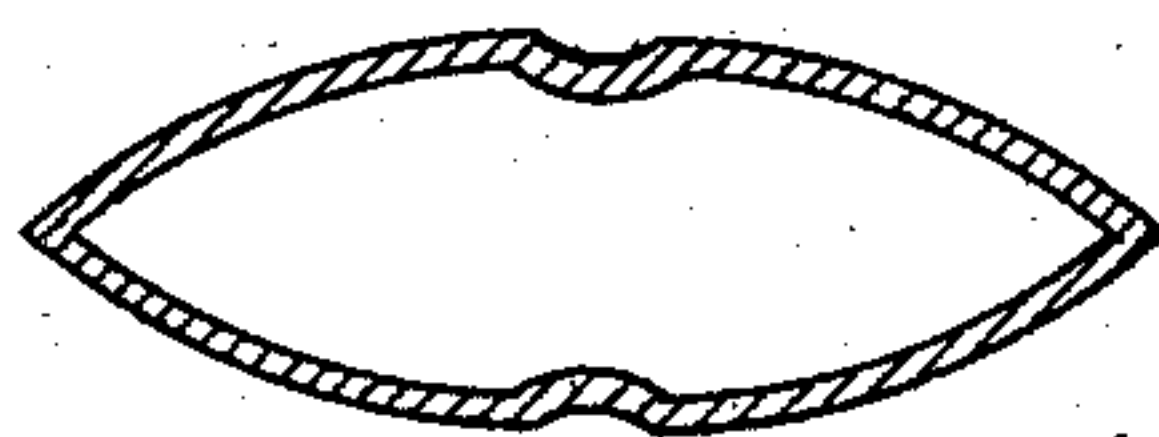


FIG. 13



Witnesses.

W. C. Stein

L. A. D. McIntyre

Inventor

Christian W. G. Sodemann

by Hopkins & Eick, Attys.

UNITED STATES PATENT OFFICE.

CHRISTIAN W. G. SODEMANN, OF ST. LOUIS, MISSOURI, ASSIGNOR, BY MESNE ASSIGNMENTS, TO THE J. H. McLAIN COMPANY, OF CANTON, OHIO, A CORPORATION OF OHIO.

PATTERN FOR RADIATOR-CASTINGS.

963,086.

Specification of Letters Patent.

Patented July 5, 1910.

Application filed August 30, 1909. Serial No. 515,343.

To all whom it may concern:

Be it known that I, CHRISTIAN W. G. SODEMANN, a citizen of the United States, and resident of St. Louis, Missouri, have invented certain new and useful Improvements in Patterns for Radiator-Castings, of which the following is a specification.

My invention relates to an improvement in patterns for radiator castings, and has for its object to provide a pattern for radiator castings comprising a pattern-section having a central design, two pattern-sections having outer designs, and one or more pairs of intermediate sections carrying designs registering with the central and outer sections; all of the sections being adapted to be grouped for the casting of radiators of various widths while maintaining the harmony of the design, in all of the widths in which it is applied.

In the drawings—Figure 1 is a perspective view of a single-column radiator whose upper portion has been cast by means of the pattern of my invention. Fig. 2 is a similar view of a two-column radiator similarly cast. Fig. 3 is a similar view of a three-column radiator similarly cast. Fig. 4 is a similar view of a four-column radiator similarly cast. Fig. 5 is a plan view of a pattern embodying my invention, showing the manner in which the sections composing the same are grouped. Fig. 6 is a plan view of the sections composing the pattern of my invention, which are necessary for use in the casting of a four-column radiator, the sections being shown slightly apart. Fig. 7 is a similar view of the sections to be employed in casting a three-column radiator. Fig. 8 is a similar view of the sections to be employed in casting a two-column radiator. Fig. 9 is a similar view of the section to be employed in the casting of a single-column radiator. Fig. 10 is a horizontal sectional view of the columns of a four-column radiator, in the casting of the top of which the sections shown in Fig. 6 are employed. Fig. 11 is a like view of a three-column radiator. Fig. 12 is a like view of a double-column radiator. Fig. 13 is a like view of a single column radiator.

As shown in the drawings, the base or foundation of the pattern of my invention is the central section 5, which I have illustrated as carrying a design in the nature of a medallion. The outer sections 6—6 carry

outer or marginal designs, registering with the design of the central section 5. When the three sections 5 and 6—6 are placed together, they form the pattern which is exhibited in Fig. 1 upon a single-column radiator. Other intermediate sections 7—7, carrying a design which registers with the designs carried by the sections 5 and 6—6, are employed when it is desired to use the pattern in the formation of a two-column radiator, illustrated in Fig. 2. Another pair of sections 8—8 is employed when it is desired to use the pattern in the casting of a three-column radiator (see Fig. 3). Another pair of sections 9—9 is employed when it is desired to use the pattern in the casting of a four-column radiator (see Figs. 4 and 6.)

Heretofore, in the art of casting steam and hot water radiators, when it has been desired to produce radiators of uniform design, although in various widths, to secure the harmonious equipment of the building in which the radiators are to be employed, two or more separate patterns have had to be designed and made, separate patterns being provided for the various widths of radiators.

By the employment of my invention it is possible for the manufacturer to produce, as wanted, steam and hot water radiators having the same design and in any desired number of columns, forming a radiator of any desired width; precise harmony of design being thus insured, while the cost of pattern making is reduced to a minimum.

The sectional views in Figs. 10, 11, 12 and 13 illustrate the adaptability of the device of my invention to the four standard divisions of radiators, ranging from single column to four column. In the production of the column shown in section in Fig. 13 (single column) the combination of sections illustrated in Fig. 9 is employed. The addition of the intermediate sections 7—7 (see Fig. 8) will produce the top design for a two-column radiator, of which the sectional view taken through the columns appears in Fig. 12. Similarly, the combination of sections illustrated in Fig. 7 will produce a proper top for the three-column radiator whose columns are illustrated in section in Fig. 11, and the combination of sections illustrated in Fig. 6 will similarly produce the proper top casting for the four-

column radiator whose columns are shown in section in Fig. 10.

Having thus fully described my invention, what I claim as new and desire to have secured to me by the grant of Letters Patent, is:

As a new article of manufacture, a sectional pattern for radiator castings comprising a central section having a design whose conformation is adapted to produce a central design upon the casting; two outer sections having designs in harmony with

and registering with the design of the central design; and pairs of intermediate sections having designs in harmony with and registering with those of the central and outer sections, substantially as described. 15

In testimony whereof, I have signed my name to this specification, in presence of two subscribing witnesses.

CHRISTIAN W. G. SODEMANN.

Witnesses:

ALFRED A. EICKS,
WALTER C. STEIN.