

M. I. HUFY.
STATIONERY.

APPLICATION FILED NOV. 3, 1908.

962,961.

Patented June 28, 1910.

Fig. 1.

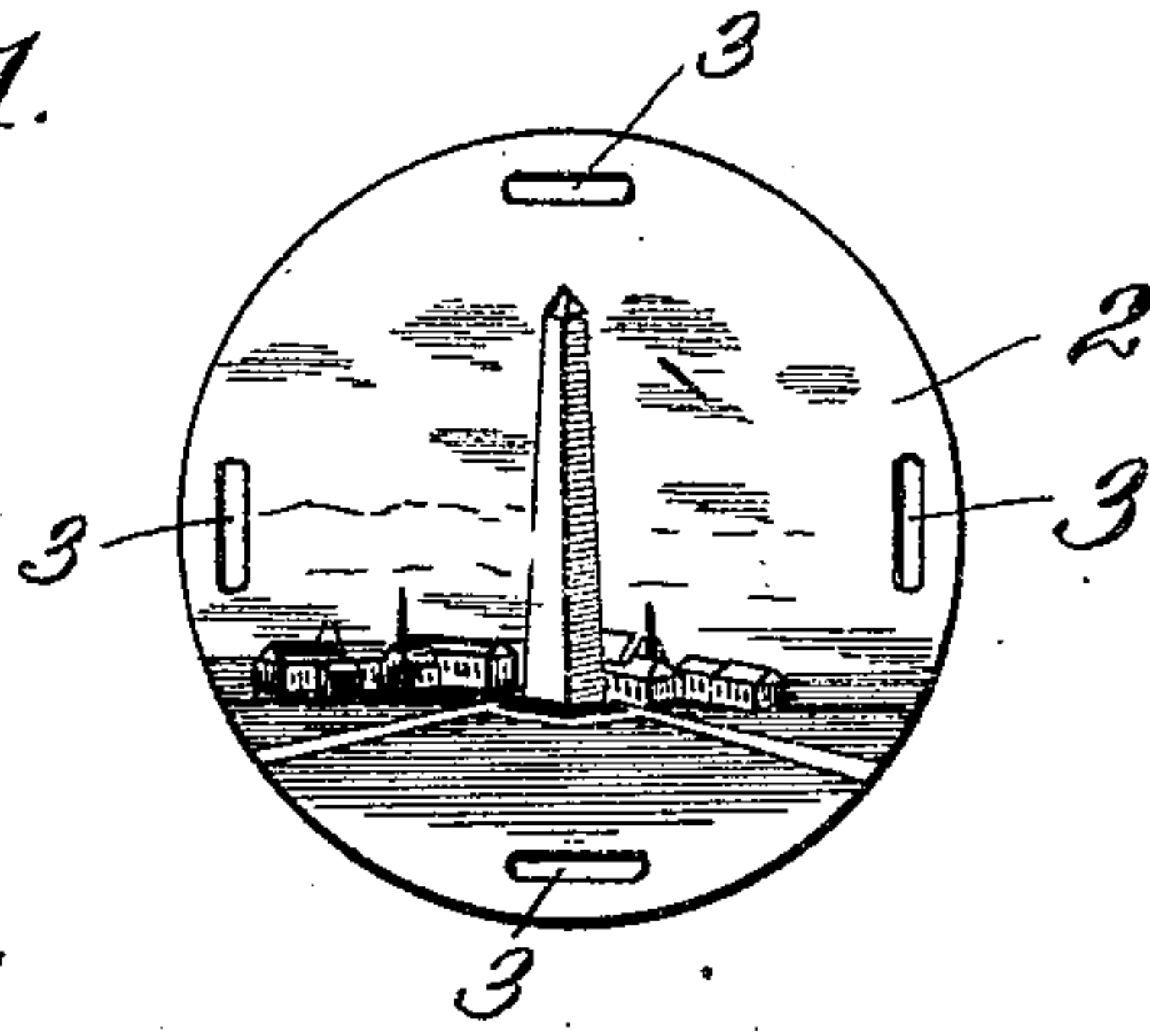


Fig. 2.

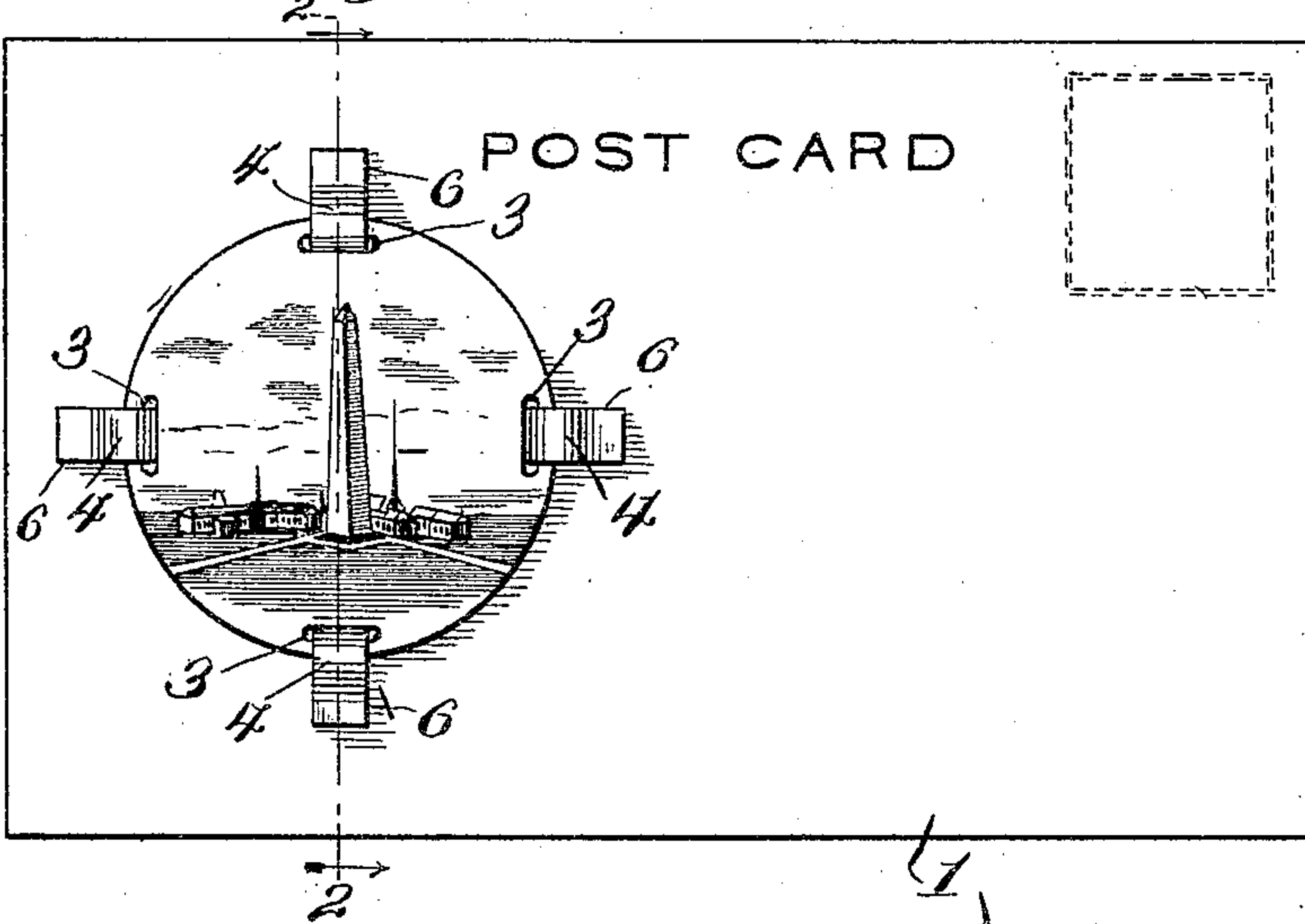


Fig. 3.

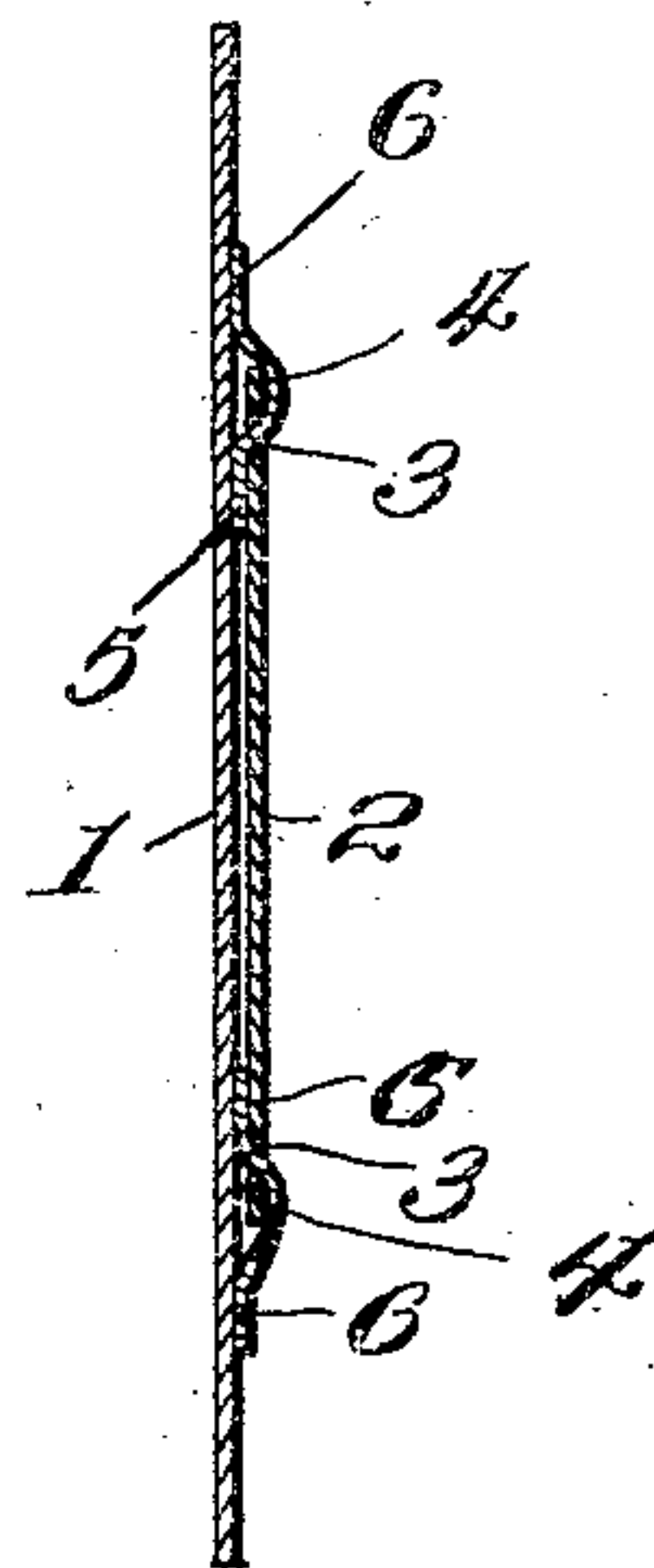
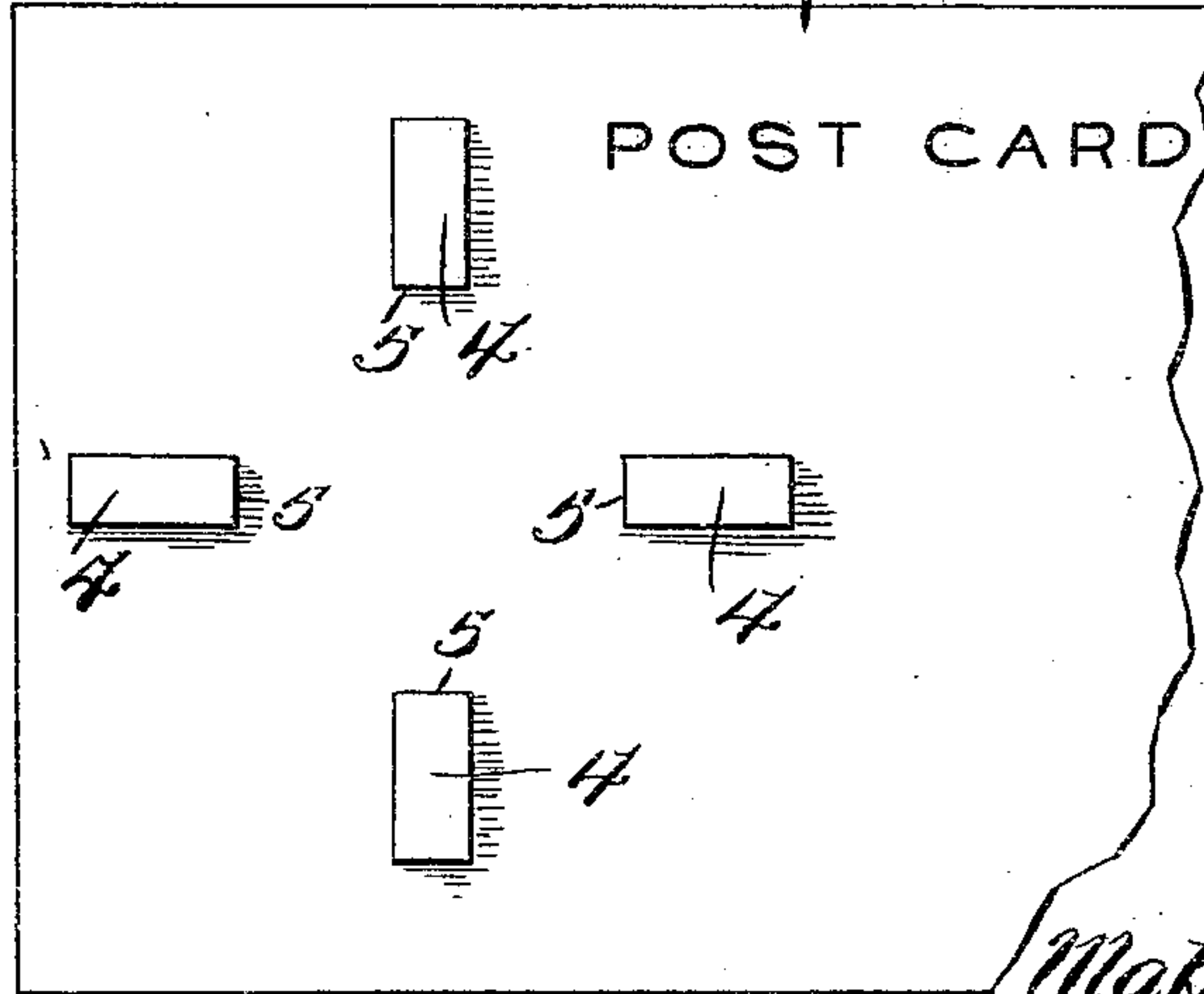


Fig. 4.



Witnesses

J. K. Wright
J. M. Wright

Inventor

Mabel I. Hufey.

By Victor J. Evans,

Attorney

UNITED STATES PATENT OFFICE.

MABEL I. HUFEEY, OF GLENDIVE, MONTANA.

STATIONERY.

962,961.

Specification of Letters Patent. Patented June 28, 1910.

Application filed November 3, 1908. Serial No. 460,845.

To all whom it may concern:

Be it known that I, MABEL I. HUFEEY, a citizen of the United States, residing at Glendive, in the county of Dawson and State of Montana, have invented new and useful Improvements in Stationery, of which the following is a specification.

This invention relates to improvements in stationery and it has particular reference to an improved mailing card adapted to have a souvenir detachably connected therewith.

The invention has for its object to provide a mailing card having a plurality of gummed tabs permanently connected therewith and adapted to retain in position a souvenir, such as a picture, a medal, or the like, which may be subsequently detached from the card without injury.

A further object of the invention is to provide a souvenir card of the character described which shall be simple, inexpensive and thoroughly useful for the purposes for which it is intended.

With these and other ends in view which will readily appear as the nature of the invention is better understood, the same consists in the improved construction, novel arrangement and combination of parts which will be hereinafter fully described and particularly pointed out in the claim.

In the accompanying drawing has been illustrated a simple and preferred form of the invention; it being however, understood that no limitation is necessarily made to the precise structural details therein exhibited, but that changes, alterations and modifications within the scope of the invention may be resorted to when desired.

In the drawing: Figure 1 is a plan view of a souvenir adapted to be applied to the improved card. Fig. 2 is a plan view of a card having the souvenir applied thereto. Fig. 3 is a transverse sectional view taken on the plane indicated by the line 2—2 in Fig. 2. Fig. 4 is a broken plan view of a postal card equipped with tabs for holding a souvenir.

Corresponding parts in the several figures are denoted by like characters of reference.

The mailing card 1 which may be of any desired shape and dimensions is provided with a plurality of tabs 4 consisting of narrow rectangular strips which are permanently connected with said card, as by means of gum or cement, adjacent to their end edges 5.

2 designates a souvenir which may be of any convenient size and shape adapted to be used in connection with the card having the tabs. For this purpose the souvenir, which has here been shown as consisting of a medallion-shaped fixture, is provided adjacent to its edges with elongated slots 3, the location of which corresponds with that of the tabs 4 upon the mailing card. By passing the free ends of said tabs through the slots 3, which may be readily done owing to the rectangular shape of the tabs and afterward securing said tabs upon the face of the card, the souvenir will be attached to the card sufficiently firmly and securely to enable it to pass through the mails without injury. The loose ends of the tabs, when connected with the card to hold the souvenir in position, occupy the positions indicated at 6 in Figs. 2 and 3, and the pasting of the tabs may be accomplished by the use of any suitable adhesive material.

Having thus described the invention, what is claimed is—

A mailing card having a plurality of tabs consisting of narrow rectangular strips, said strips being attached to the card adjacent to their end edges only, the remaining portions of said tabs being partly coated with adhesive material and initially disconnected from the face of the card, in combination with a souvenir device having slots arranged for the passage of the projecting portions of the rectangular tabs which are initially disconnected from the face of the card.

In testimony whereof I affix my signature in presence of two witnesses.

MABEL I. HUFEEY.

Witnesses:

WALTER F. NYE,
R. W. NYE.