

D. L. BLOCK.
POCKET MATCH HOLDER.
APPLICATION FILED MAR. 3, 1910.

Patented June 28, 1910.

962,810.

Fig. 1.

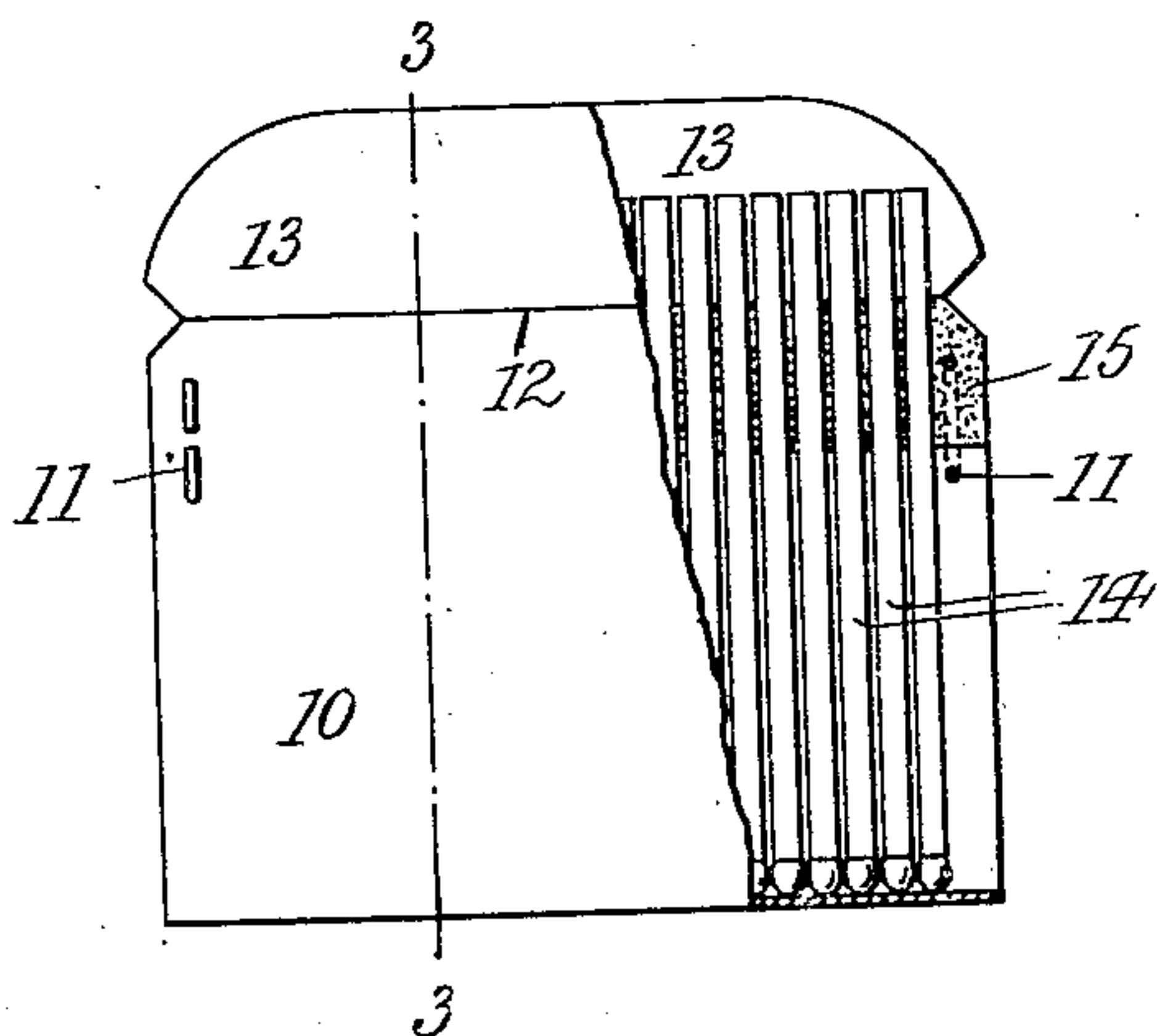


Fig. 2.

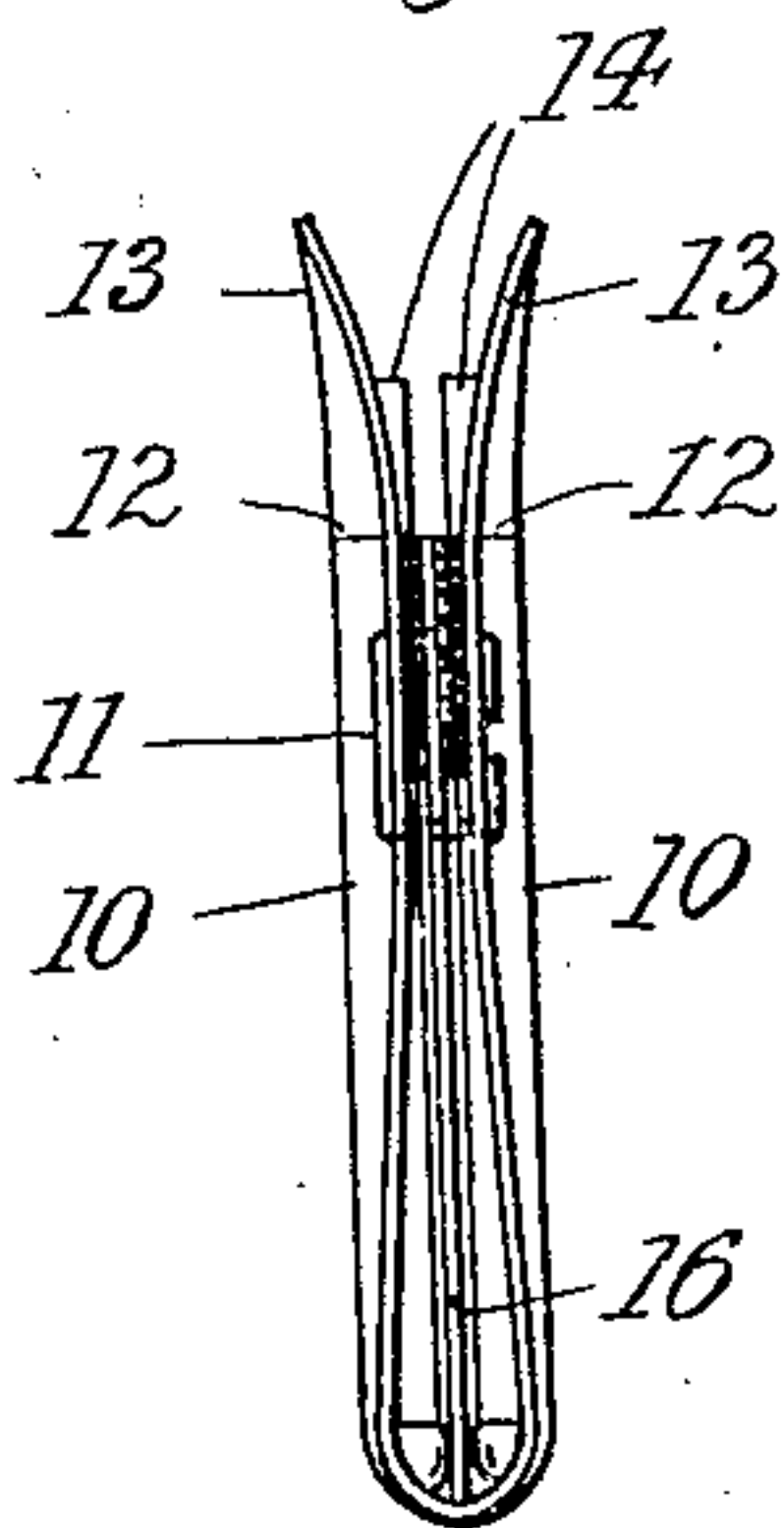
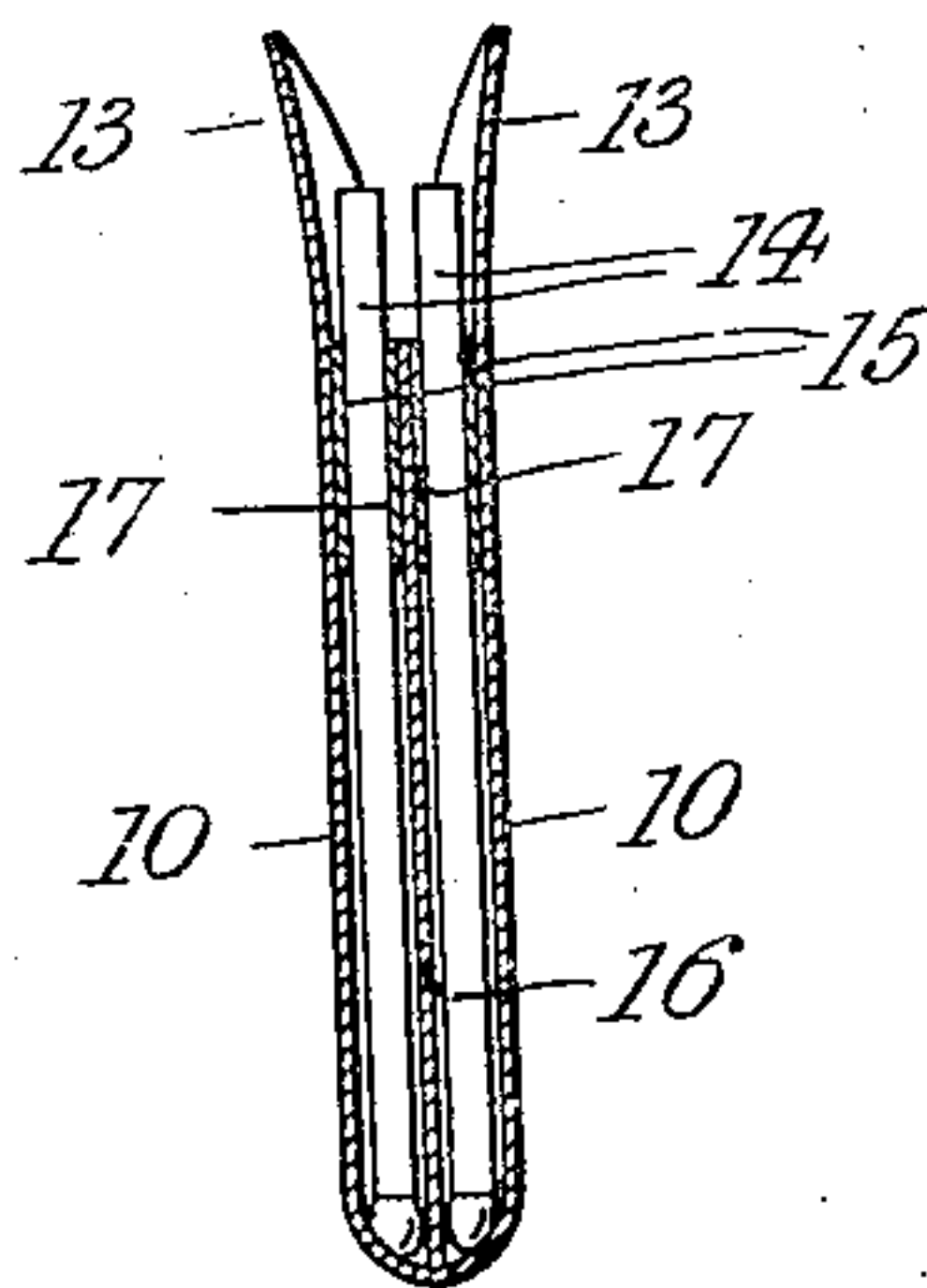


Fig. 3.



WITNESSES:

William R. Schuyler,
Edward H. Schorr.

INVENTOR

David L. Block

BY

Brisson & Zumpo
ATTORNEYS

UNITED STATES PATENT OFFICE.

DAVID L. BLOCK, OF NEW YORK, N. Y.

POCKET MATCH-HOLDER.

962,810.

Specification of Letters Patent. Patented June 28, 1910.

Application filed March 3, 1910. Serial No. 546,992.

To all whom it may concern:

Be it known that I, DAVID L. BLOCK, a citizen of the United States, residing at New York city, county and State of New York, have invented new and useful Improvements in Pocket Match-Holders, of which the following is a specification.

This invention relates to a pocket match holder of simple construction which effectively protects the matches, while being struck, against draft or wind, so that they are not liable to be blown out during ignition.

In the accompanying drawing: Figure 1 is a side view, partly broken away, of my improved pocket match holder; Fig. 2 an end view thereof, and Fig. 3 a section on line 3—3, Fig. 1.

The match holder is composed essentially of a length of card board or similar material which is doubled upon itself, the two sections 10 thus produced being united near their edges by fasteners 11, or otherwise, to form a pocket. Above fasteners 11, sections 10 are scored transversely, as at 12, to form a pair of wings 13 at the mouth of the pocket constituting wind guards. These wings are disconnected at their edges, so that they may be readily folded outwardly and thus permit access to the matches 14, which project with their upper ends between the wings. Below wings 13, each section 10 is provided on its inner side with an igniting strip 15 formed directly beneath scored line 12, but if desired, such igniting strip may be formed on one of the sections 10 only.

In order to double the capacity of the

holder, there may be provided a partition 16 which divides the holder into two compartments and which is attached to sections 10 by the fasteners 11. This partition 16 extends up to the scored line 12 and is provided with an igniting strip 17 at each of its sides, directly below the upper edge thereof. In this way the igniting strips 15 of sections 10 face the igniting strips 17 of partition 16.

In use, the holder is grasped with some pressure by one hand opposite the igniting strips, while the other hand withdraws a match. As the head of the match passes between the compressed igniting strips, it will become lighted, the incipient flame being protected from wind or draft by the wings. In this way the flame will get a fair start before exposure, so that it is not liable to be blown out during the igniting process.

It will be seen that the wings serve the double purpose of covering the ends of the match sticks while the holder is pocketed, and of protecting the flame during the igniting process. They also prevent the flames from scorching the fingers.

I claim:

A match holder comprising a doubled body having a pair of upper foldable wings, means below said wings for connecting the two body-sections with each other, and igniting strips formed on the inner sides of said body-sections below the wings.

DAVID L. BLOCK.

Witnesses:

FRANK V. BRIESEN,
EDWARD SCHORR.