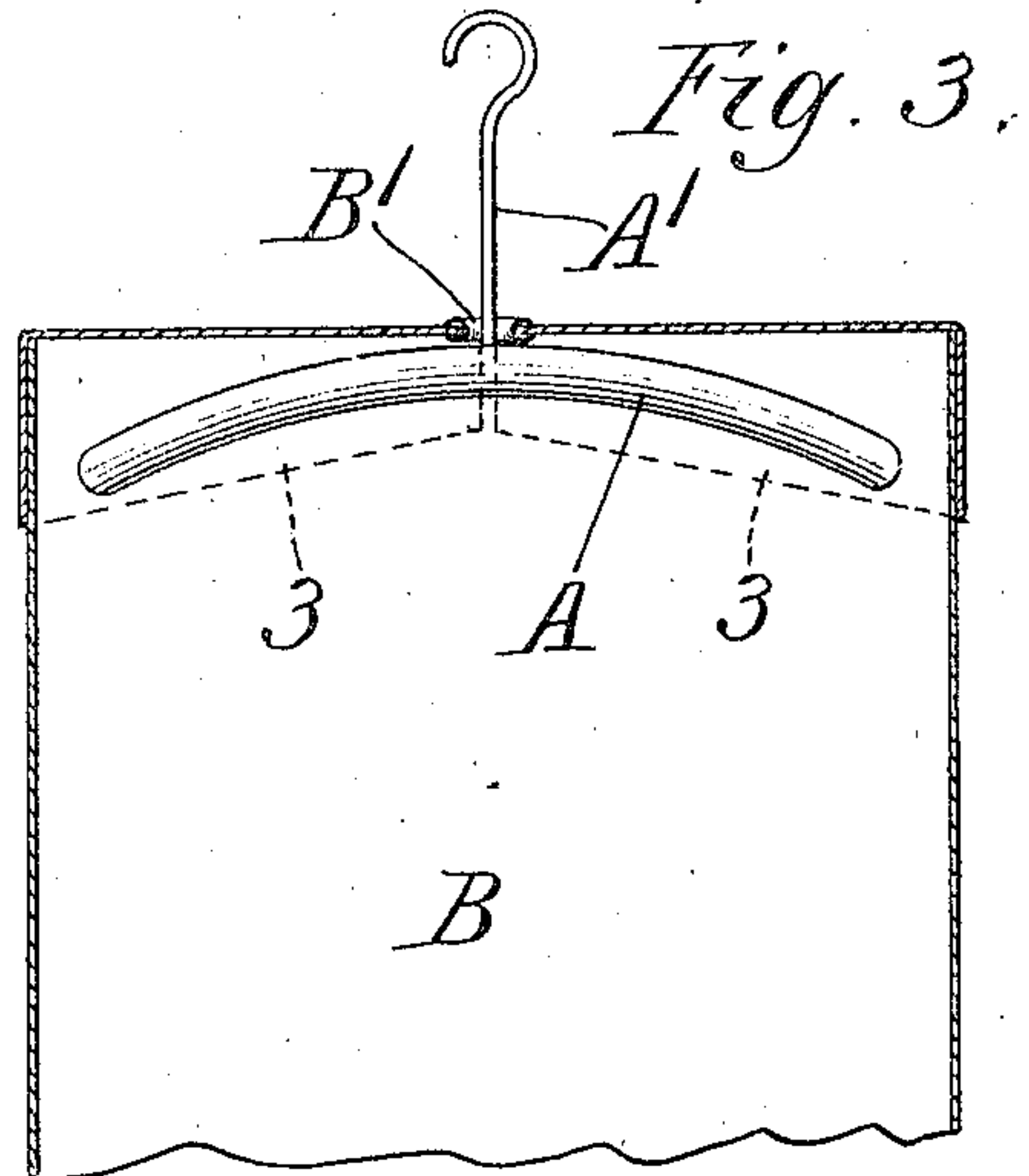
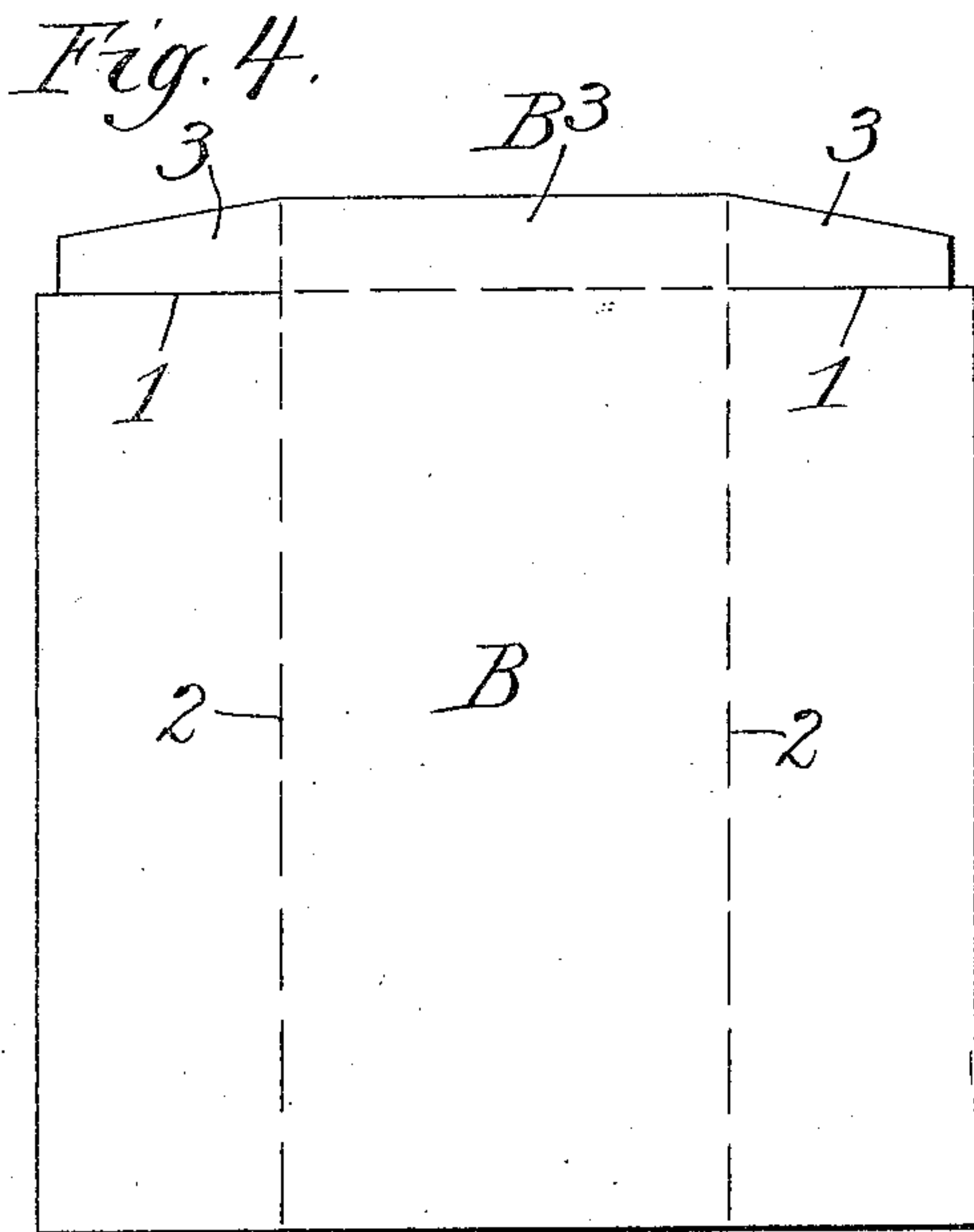
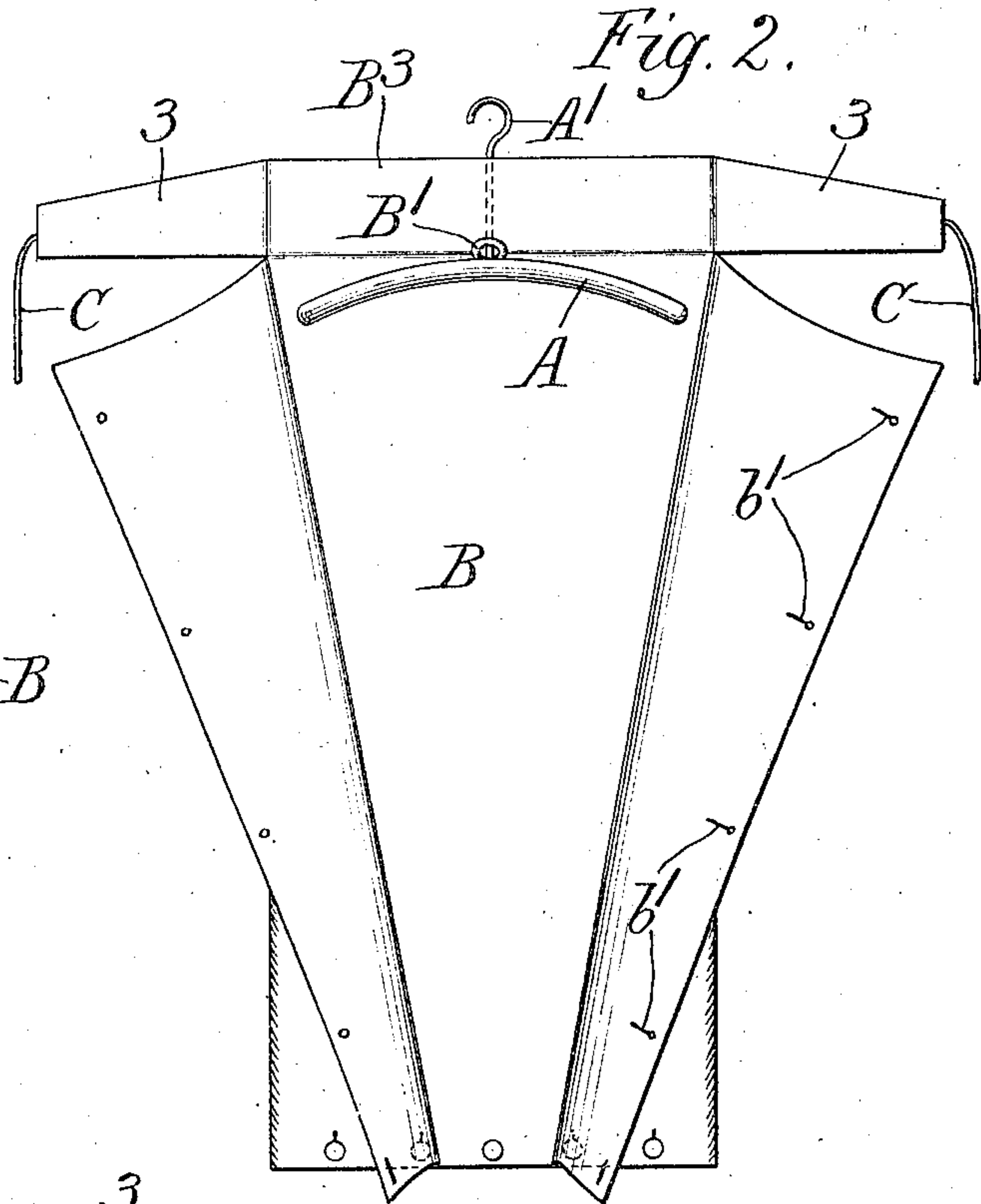
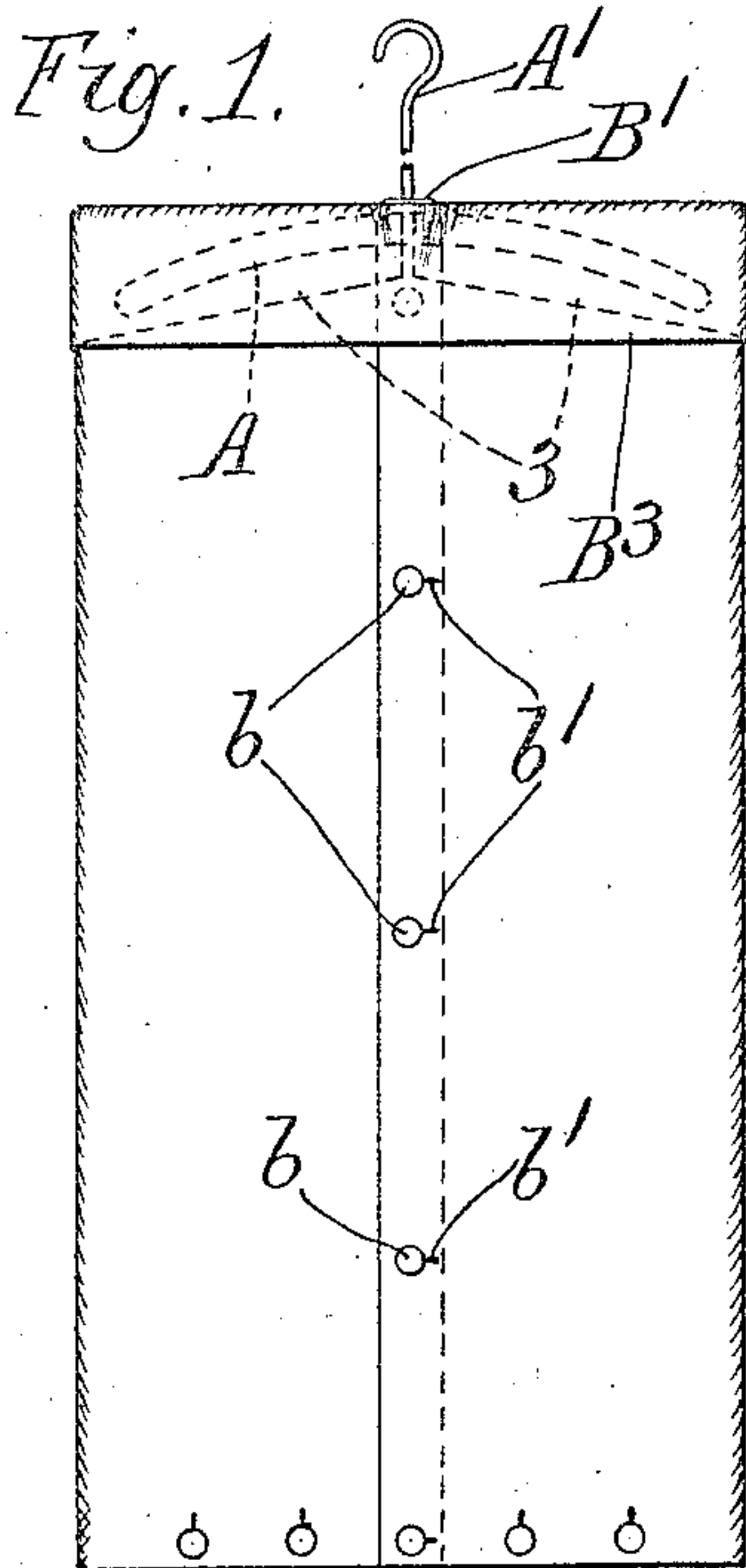


R. SAHLIN.  
GARMENT HANGER AND PROTECTOR.  
APPLICATION FILED MAY 4, 1908.

961,803.

Patented June 21, 1910.



Witnesses,  
Edward T. Wray  
J. S. Abbott

Inventor,  
Rose Sahlin  
by *Dunton & Dunton*  
her Atty's.



# UNITED STATES PATENT OFFICE.

ROSE SAHLIN, OF CHICAGO, ILLINOIS.

GARMENT HANGER AND PROTECTOR.

961,803.

Specification of Letters Patent. Patented June 21, 1910.

Application filed May 4, 1908. Serial No. 430,753.

*To all whom it may concern:*

Be it known that I, ROSE SAHLIN, a citizen of the United States, residing at Chicago, in the county of Cook and State of Illinois, have invented new and useful Improvements in Garment Hangers and Protectors, of which the following is a specification, reference being had to the accompanying drawings, forming a part thereof.

10 The purpose of this invention is to provide a receptacle, shield or cover for garments on a garment hanger specially adapted to afford access to the garments throughout their entire length while they are on the hanger and without dislodging the protecting device, and to afford access to the hanger for applying the garments without removing or dislodging the protecting device, and more readily than in former structures.

20 The invention consists of the features of construction shown and described as indicated in the claims.

In the drawings:—Figure 1 is a front elevation of the entire device embodying this invention. Fig. 2 is a similar view showing the same with a closing protector or bag folded back out of the way giving access to the full length of the garments on the hanger. Fig. 3 is a vertical section breadthwise with respect to the entire device through the stem of the hanger. Fig. 4 is a plan view of a piece of fabric from which the bag or wrapper is formed by cutting and folding at the lines indicated.

35 This invention comprises any ordinary garment hanger, represented conventionally or in the simplest form of such device at A, having a stem, A<sup>1</sup>, by which it may be hung, and a garment cover, B, which somewhat resembles a bag or wrapper having an eyeleted aperture, B<sup>1</sup>, at the middle of the upper edge, through which aperture the stem, A<sup>1</sup>, of the hanger protrudes, the hanger being introduced within the wrapper, B, and the stem inserted upward through the eyeleted aperture, B<sup>1</sup>. The wrapper, B, is adapted to be closed at the bottom by a seam or disengageable fastenings, as buttons, and is opened at the front from top to bottom and provided with disengageable fastenings, as buttons and button-holes, b, b<sup>1</sup>, for closing it at such front opening. The top of the wrapper is closed by a flap or front-hanging cape, B<sup>2</sup>, which shuts or folds down over the front opening after the latter is closed and completes the inclosure of the garments on

the hanger. In making this wrapper out of one piece of fabric, the material may be cut and folded substantially as shown in Fig. 4, rifts, 1, 1, being made from two lateral edges transversely at the point at which the flap or front cape, B<sup>2</sup>, is folded, the fabric being then folded longitudinally at the lines, 2, 2, to form the front, the edges of the fabric lapping at the middle opening and being there provided with disengageable fastenings, as buttons and button-holes described, the bottom being closed by a seam or buttons in any proper manner. The portions, 3, 3, of the fabric occupying the angle between the transverse cuts, 1, 1, and the lines of the folds, 2, 2, produced to the upper end of the fabric, may be folded behind the hanger when the wrapper is completely closed, and the two edges of these corner sections may be connected by a tie string, C, at the back. If preferred, however, the front cape or flap, B<sup>2</sup>, may be secured at the front, the corner pieces, 3, 3, being cut out instead of folded back.

80 The bag or wrapper, B, being supported on the hanger solely by engagement with the stem, A<sup>1</sup>, thereof, said stem passing through the eyeleted aperture, B<sup>1</sup>, at the fold of the front flap, it will be seen that the wrapper can be thrown back entirely from the hanger and left hanging at the back of the hanger from the stem alone, so that the entire hanger bar is readily accessible for applying the garments thereto, the garments also being accessible throughout the entire length for inspection and prevention of folds which would be liable to cause permanent wrinkles, and that after the garments have been perfectly adjusted on the hanger, the wrapper can be folded thereabout and secured at the front, and the flap or cape being then folded down and secured, or having its wings 3, 3, folded back and connected, the garments are thoroughly protected from dust. Like convenience of removing garments is afforded by the front aperture extending the whole length of the bag and permitting it to be thrown back entirely uncovering the garments while the bag still remains hanging upon the stem of the hanger.

I claim:—

1. A clothing hanger and receptacle comprising a fabric bag having a front flap or cape formed by folding said fabric transversely, said fabric being slit at the fold from the opposite lateral edges inward to

form wings, said wings being adapted to be reflexed on to the back of the bag, and means for securing them at such reflex position.

- 5 2. A clothing hanger and receptacle comprising a fabric bag made of one piece, having a front flap or cape formed by folding said fabric transversely, said fabric being slit at the fold from the opposite lateral  
10 edges inward to form wings, said wings be-

ing adapted to be reflexed on to the back of the bag, and means for securing them at such reflex position.

In testimony whereof, I have hereunto set my hand at Chicago, Illinois, this 28th day 15 of April, 1908.

ROSE SAHLIN.

Witnesses:

CHAS. S. BURTON,  
JULIA S. ABBOTT.