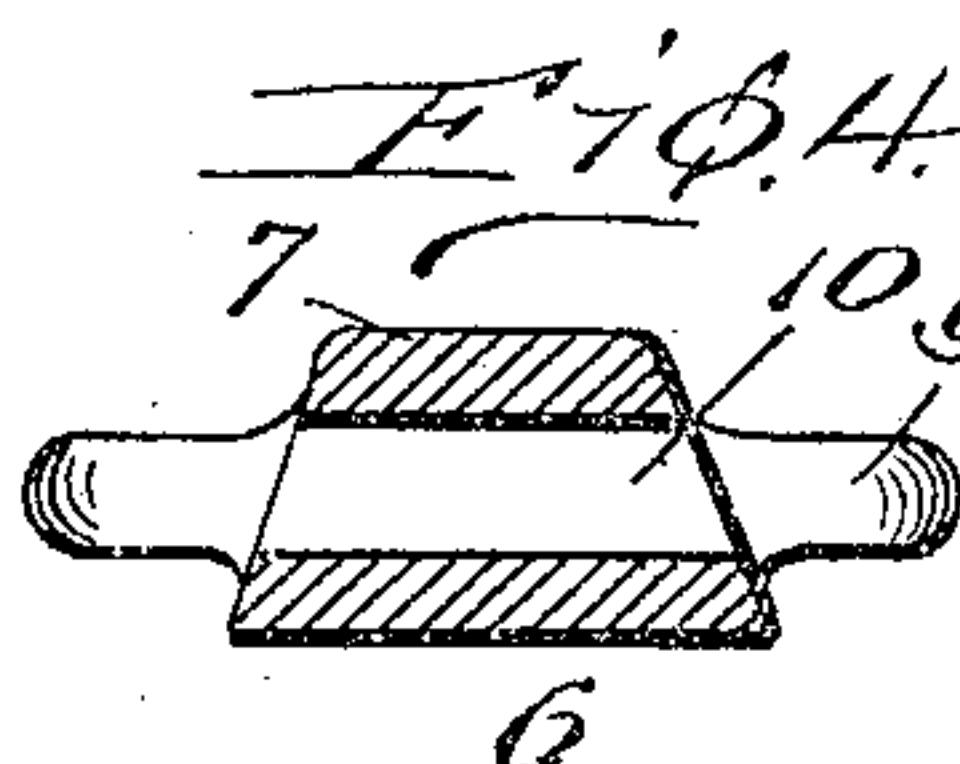
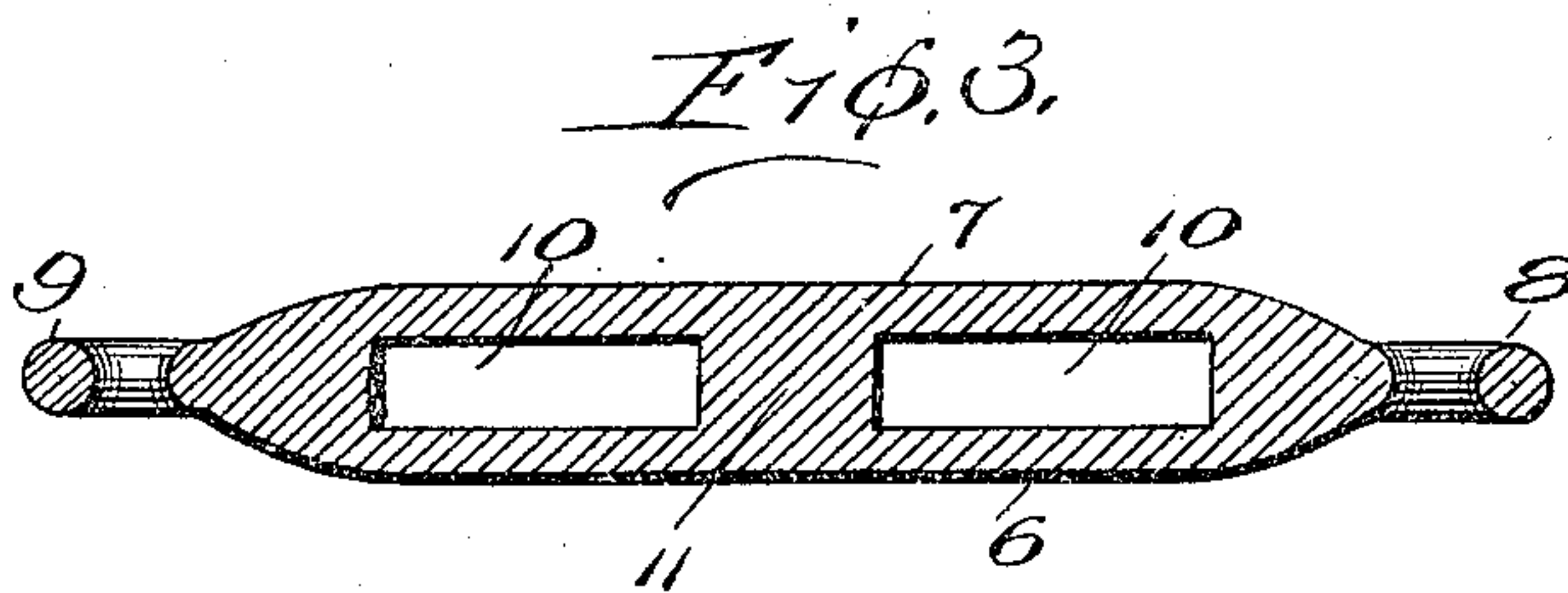
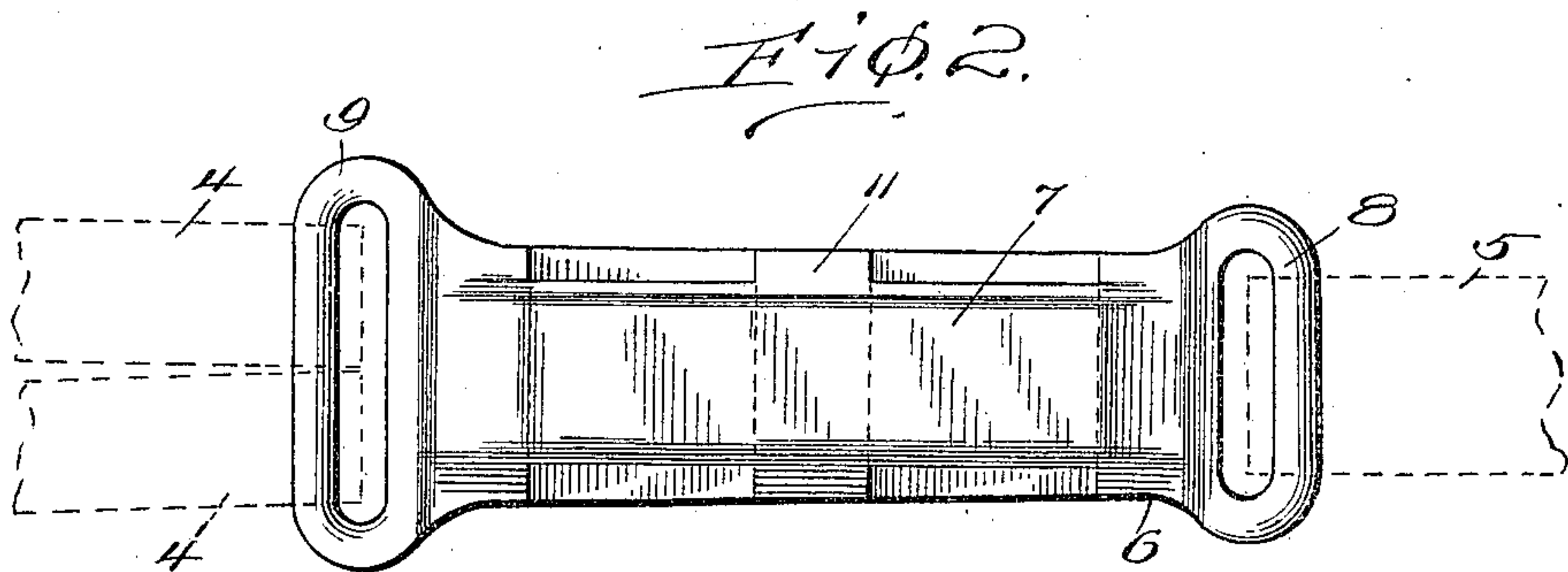
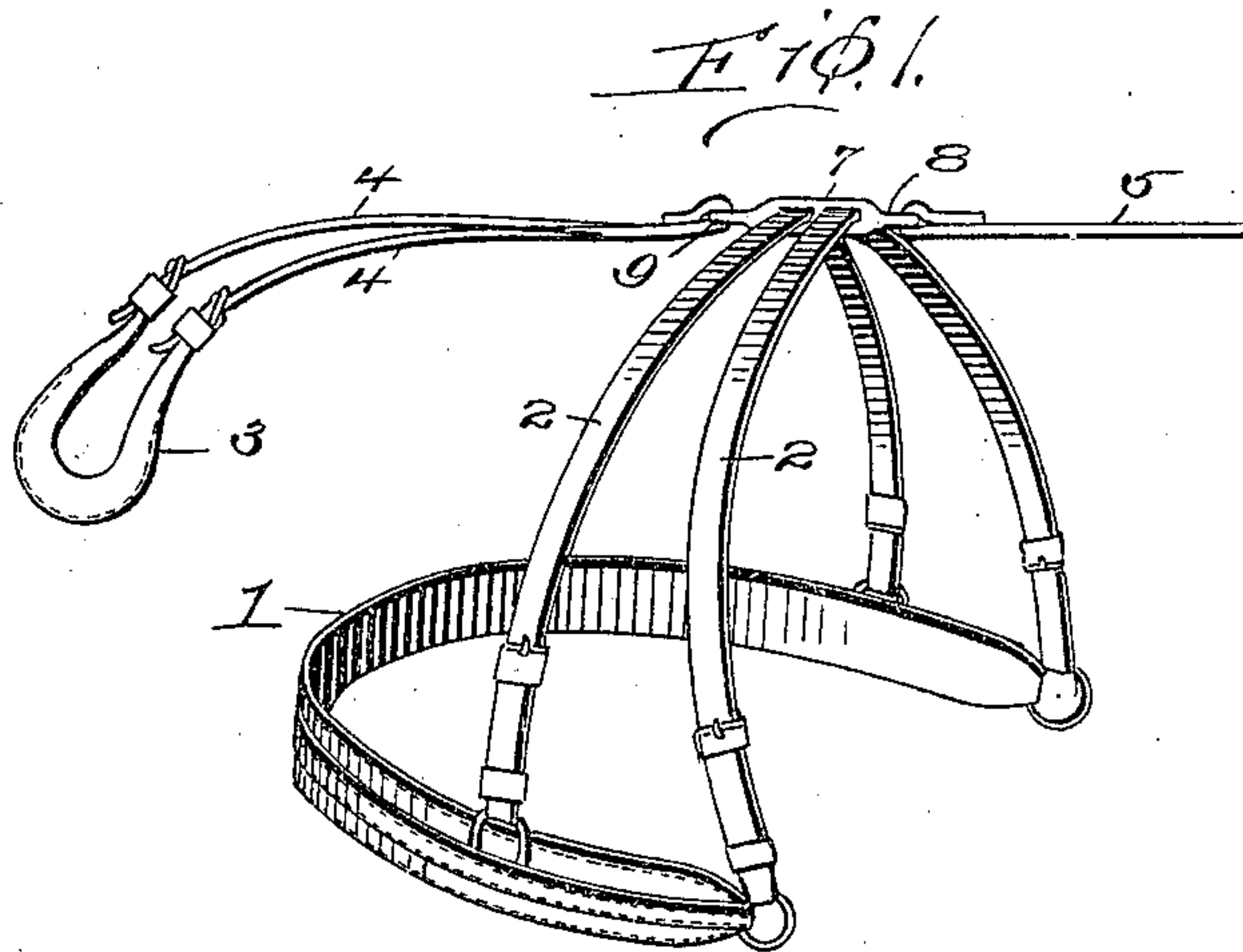


W. S. MUDD.  
HIP STRAP SUPPORTER.  
APPLICATION FILED MAR. 16, 1910.

960,375.

Patented June 7, 1910.



Witnesses  
*J. M. Fowler Jr.*  
*A. M. Sawyer.*

Inventor  
*William S. Mudd*  
*E. J. Bump*,  
his Attorney

# UNITED STATES PATENT OFFICE.

WILLIAM S. MUDD, OF BLOOMFIELD, IOWA.

HIP-STRAP SUPPORTER.

960,375.

Specification of Letters Patent.

Patented June 7, 1910.

Application filed March 16, 1910. Serial No. 549,610.

*To all whom it may concern:*

Be it known that I, WILLIAM S. MUDD, a citizen of the United States, residing at Bloomfield, in the county of Davis and State of Iowa, have invented certain new and useful Improvements in Hip-Strap Supporters, of which the following is a specification.

This invention relates to hip strap supporters, and one of the principal objects of the same is to provide reliable and efficient means for supporting the hip straps of a harness in proper position and to prevent the back strap and crupper straps from wearing away at the point of junction of said hip straps and back strap.

Another object of the invention is to provide a metal loop of simple construction for connection to the back strap and crupper strap, said loop having guideways extending transversely through the same to accommodate the hip straps of the harness.

These and other objects may be attained by means of the construction illustrated in the accompanying drawing, in which,

Figure 1 is a perspective view of a breeching, hip straps, crupper, back strap and a hip strap supporter made in accordance with my invention. Fig. 2 is a top plan view of the hip strap supporter showing the crupper straps and back strap in dotted lines connected thereto, said straps being broken away near their ends. Fig. 3 is a longitudinal section through the hip strap supporter. Fig. 4 is a transverse section of the same.

Referring to the drawing the numeral 1 designates a breeching of ordinary construction, 2 are the hip straps connected to the breeching in the usual manner, 3 is the crupper, 4 the crupper straps and 5 the back strap, all of which may be of the usual or any suitable construction.

My hip strap supporter comprises a base portion 6 which is of greater width than the upper portion 7, as shown more clearly in Figs. 2 and 4. At one end of the sup-

porter is a loop 8 of sufficient width for the connection of the back strap 5, while at the opposite end is a wider loop 9 designed for the connection of the crupper straps 4. Upon reference to Fig. 3 it will be seen that the loops 8 and 9 are disposed in the longitudinal center of the supporter above the base portion 6 and below the top portion 7. Transverse slots 10 extend through the supporter and the hip straps 2 pass through these slots, as shown more particularly in Fig. 1 of the drawing. A cross bar 11 separates the two slots 10 and this cross bar is beveled at its opposite ends to extend from the narrow upper portion 7 to the wider base portion 6.

From the foregoing it will be obvious that the wider base portion 6 rests upon the back of the horse and that the loops 8 and 9 being raised somewhat from the base portion 6 prevents rubbing of the back strap 5, the crupper straps 4 and the hip straps 2.

My invention is of simple construction, can be manufactured at low cost, will result in quite a saving of labor in the making of back straps and crupper straps, can be applied to any harness, will hold the straps slightly above the back of the animal and is very durable and efficient for its purpose.

Having thus fully described the invention what is claimed as new is:

A hip strap supporter comprising a base portion, an integral narrower upper portion, a loop at one end for attachment of the back strap, a wider loop at the opposite end for connection of the crupper straps, said supporter being provided with transverse slots or openings for the hip straps and a beveled cross bar separating said slots.

In testimony whereof I affix my signature in presence of two witnesses.

WILLIAM S. MUDD.

Witnesses:

C. W. RAMSEYER,  
L. R. MUDD.