

R. C. WEST.
 COMBINED CARTRIDGE BANDOLEER, GUN REST, SHOULDER STRAP, AND RECOIL PAD.
 APPLICATION FILED OCT. 28, 1909.

960,058.

Patented May 31, 1910.

Fig. 1



Fig. 2

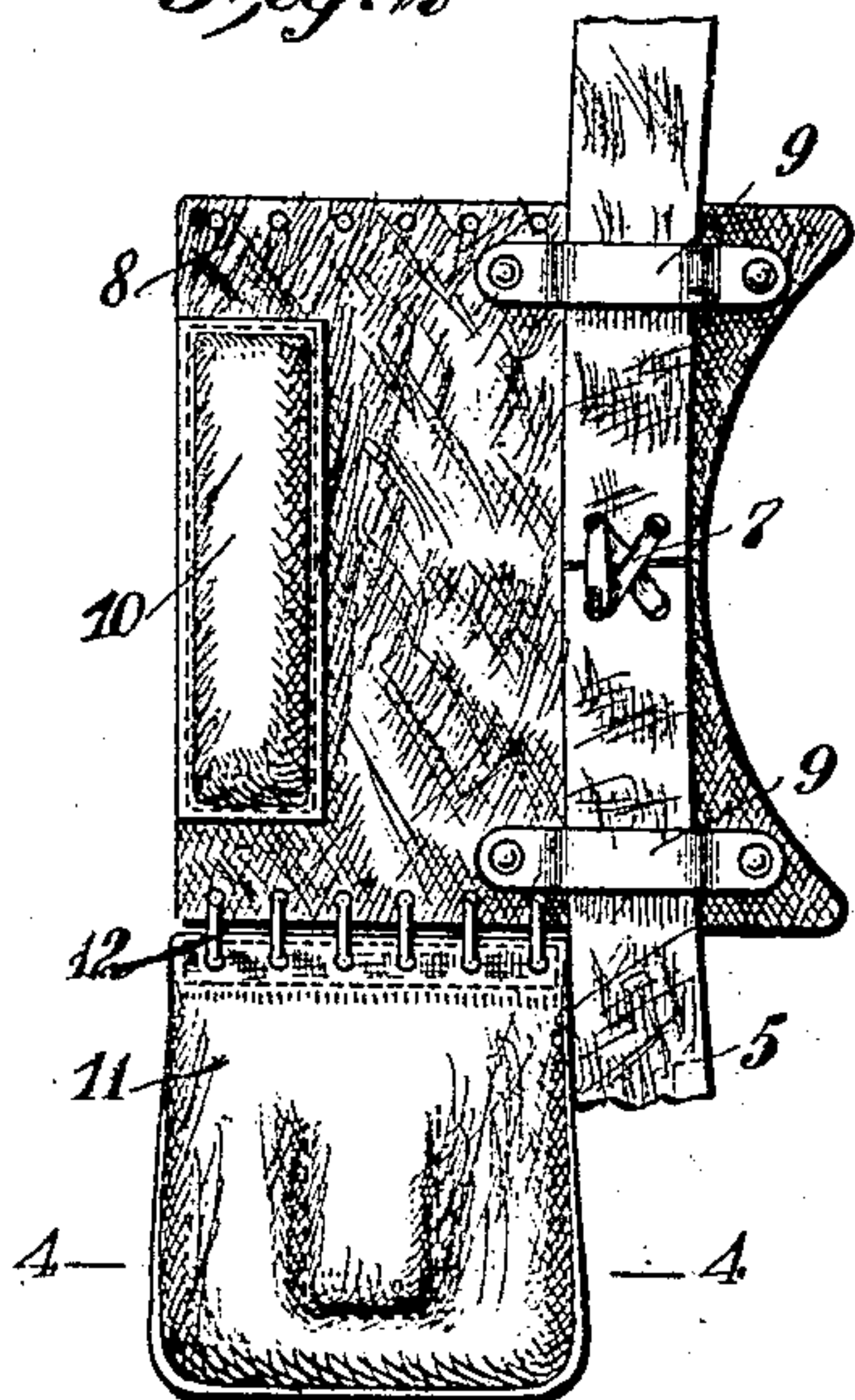


Fig. 3

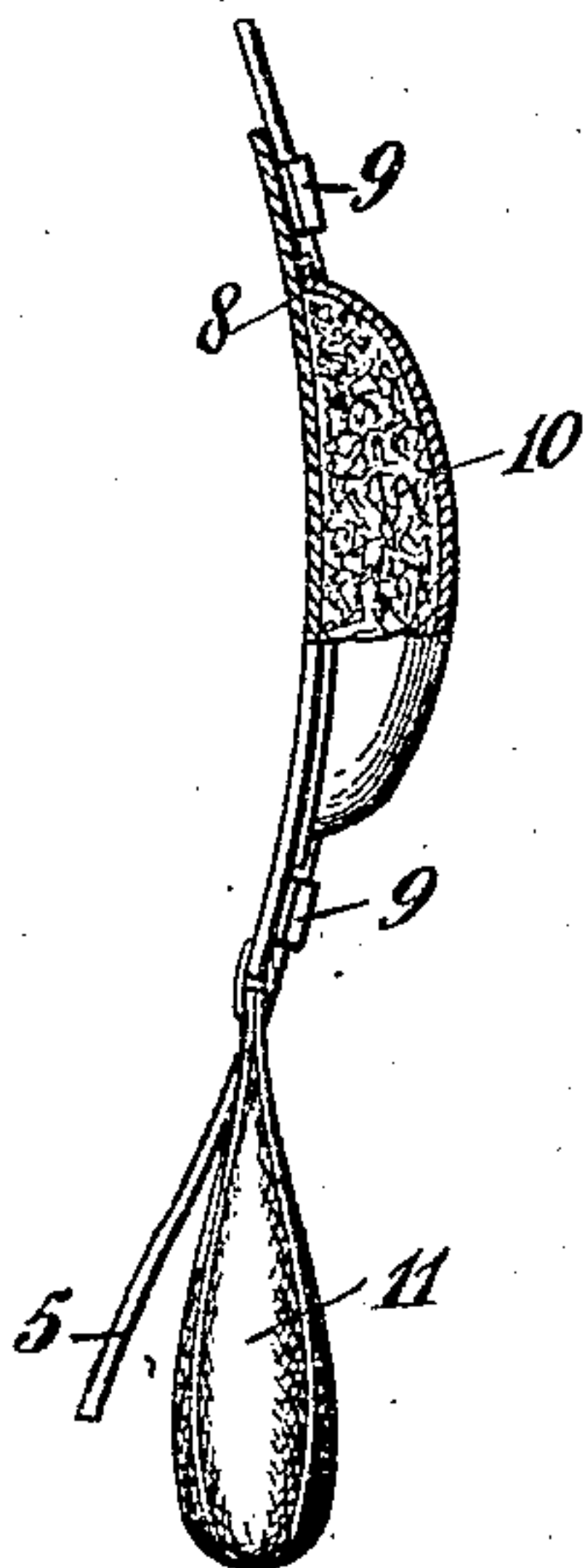
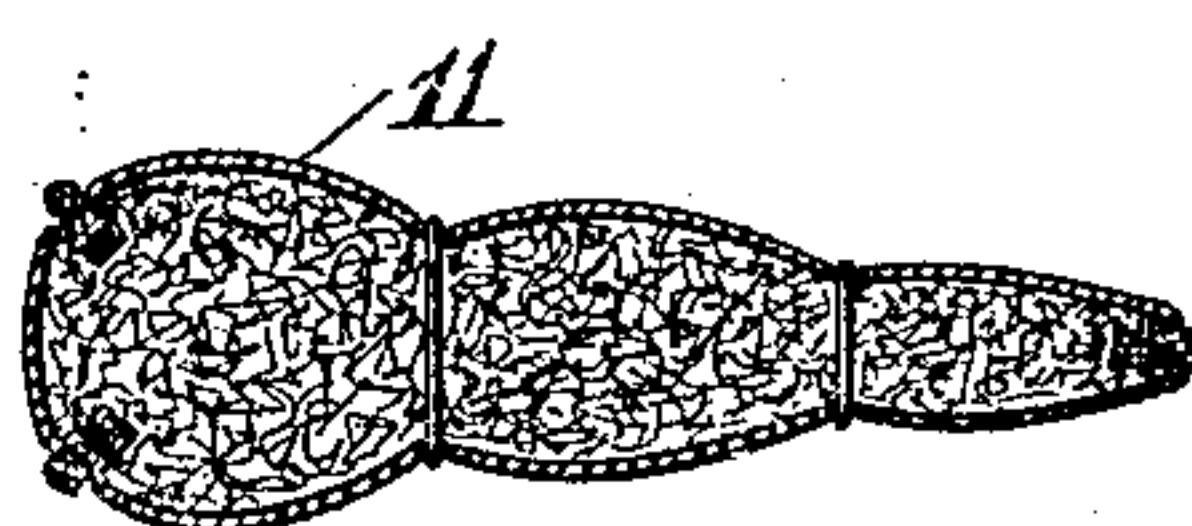


Fig. 4



WITNESSES

J. D. Smith
W. W. Hall

INVENTOR

Russell C. West

BY

Munn & Co.
 ATTORNEYS

UNITED STATES PATENT OFFICE.

RUSSELL CLEVELAND WEST, OF ARBUCKLE, CALIFORNIA.

COMBINED CARTRIDGE-BANDOLEER, GUN-REST, SHOULDER-STRAP, AND RECOIL-PAD.

960,058.

Specification of Letters Patent.

Patented May 31, 1910.

Application filed October 28, 1909. Serial No. 525,055.

To all whom it may concern:

Be it known that I, RUSSELL CLEVELAND WEST, a citizen of the United States, and a resident of Arbuckle, in the county of Colusa and State of California, have invented a new and Improved Combined-Cartridge-Bandoleer, Gun-Rest, Shoulder-Strap, and Recoil-Pad, of which the following is a full, clear, and exact description.

10 The invention is an improvement in equipments for soldiers and hunters and has in view a combined cartridge bandoleer, gun rest shoulder strap and recoil pad, the bandoleer operating to retain the shoulder
15 strap in place, and the shoulder strap serving to carry the recoil pad and present it in proper position to receive the butt of the gun, the pad being preferably adapted to be detachably connected to either side of the strap
20 in order that the appliance may be supported from either shoulder.

Reference is to be had to the accompanying drawings forming a part of this specification, in which similar characters of reference indicate corresponding parts in all the views.

Figure 1 is a perspective view illustrating my improved appliance as applied to the person; Fig. 2 is a fragmentary plan of the
30 appliance; Fig. 3 is an edge view of the same, partly in section; and Fig. 4 is a cross-section through the recoil pad, substantially on the line 4—4 of Fig. 3.

In the construction of my improved appliance I employ a bandoleer 5, shaped to lie flat against the body and having a series of cartridge pockets 6, the ends of the bandoleer being preferably of reduced width and detachably laced together as indicated at
40 7. A gun rest shoulder strap 8, is provided adjacent to its inner side edge with loops or keepers 9, through which the ends of the bandoleer pass, the strap being provided adjacent to the opposite and outer edge with a
45 pad 10, serving to support the outer side of the gun and prevent the gun from sliding to the shoulder. The strap is of sufficient width to present ample space between the pad 10 and the bandoleer for receiving the
50 gun, and at its inner edge is preferably

rounded out as shown in Fig. 2, to conform to the neck.

A recoil pad 11, is of tapering thickness longitudinally and crosswise, with the thickest portion arranged at the outer lower corner to seat in the depressions at the front of the shoulder and assist in presenting the front of the pad substantially parallel to the front of the body. The upper edge of the recoil pad, and the opposite edges of the
60 shoulder strap, are provided with eyelets, adapting the pad to be detachably connected at either side of the strap by a lacing 12, the pad when applied to one side of the strap adapting the appliance to be supported on one
65 shoulder of the body and at the opposite side of the strap on the other shoulder of the body, whereby the appliance is suitable for either a right-hand or left-hand person. The weight of the bandoleer, together with such
70 ammunition as may be carried in the pockets, operates to bind the strap to the shoulder and prevent the strap from sliding about or being otherwise displaced.

Having thus described my invention, I
75 claim as new and desire to secure by Letters Patent:

1. The combination of a gun rest shoulder strap, and an ammunition bandoleer connected to and arranged to overlap the strap
80 adjacent to its inner edge and bind it to the shoulder.

2. The combination of an ammunition bandoleer, a gun rest shoulder strap connected to the bandoleer, and a recoil pad constructed to be detachably connected to either
85 side of the shoulder strap whereby the bandoleer is adapted to be worn on either shoulder.

3. The combination of a gun rest shoulder strap, an ammunition bandoleer connected
90 to the strap, and a recoil pad depending from the strap and having a hinged connection therewith.

In testimony whereof I have signed my name to this specification in the presence of
95 two subscribing witnesses.

RUSSELL CLEVELAND WEST.

Witnesses:

J. D. SHERER,

CHAS. G. STINSON.