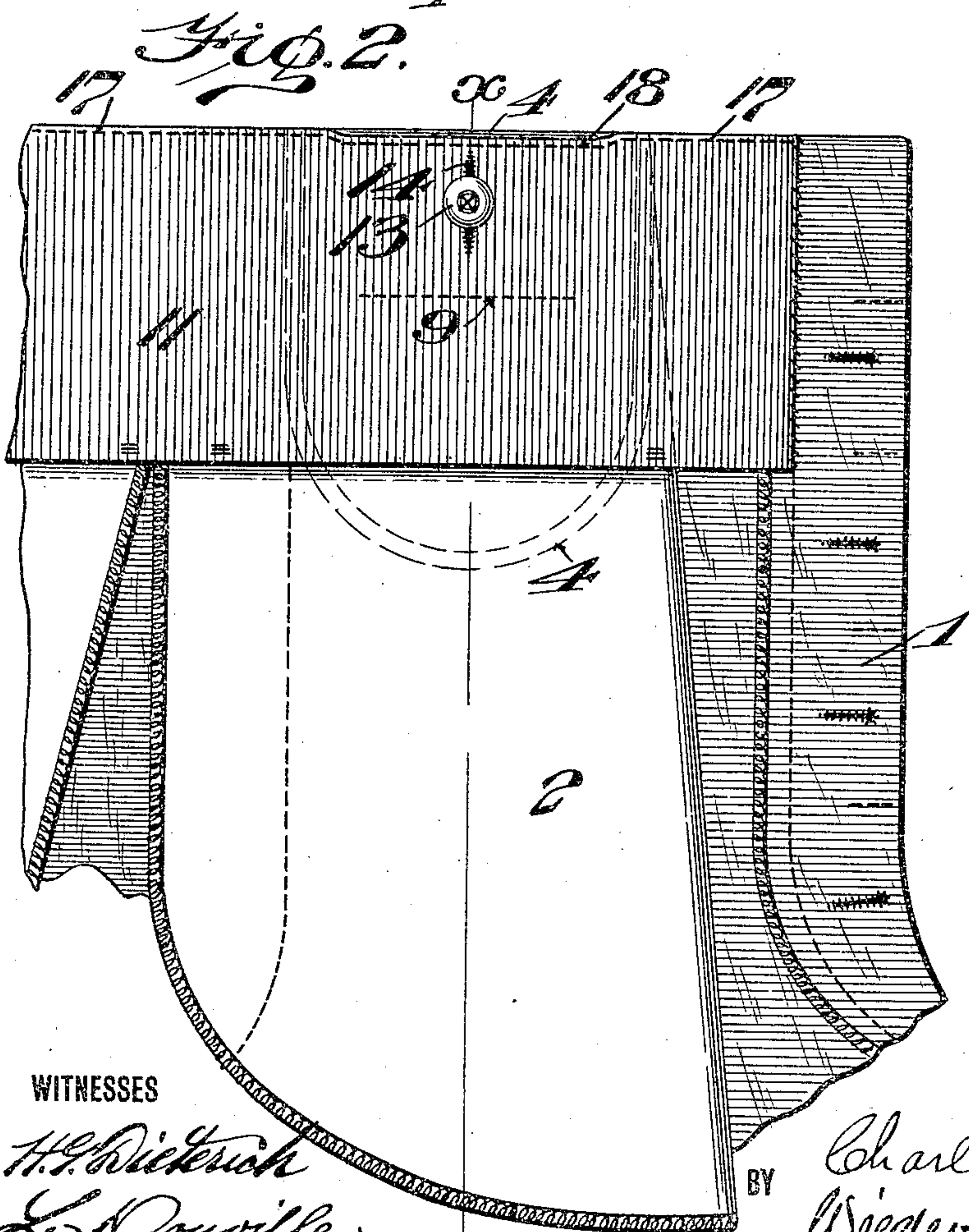
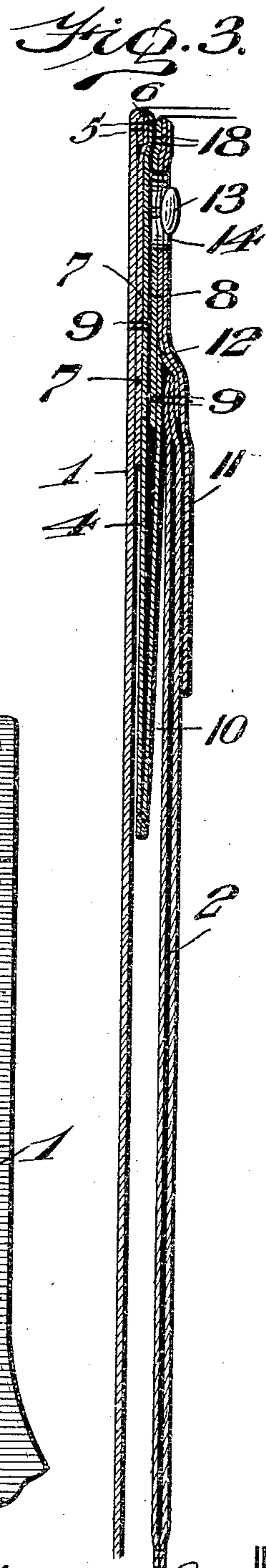
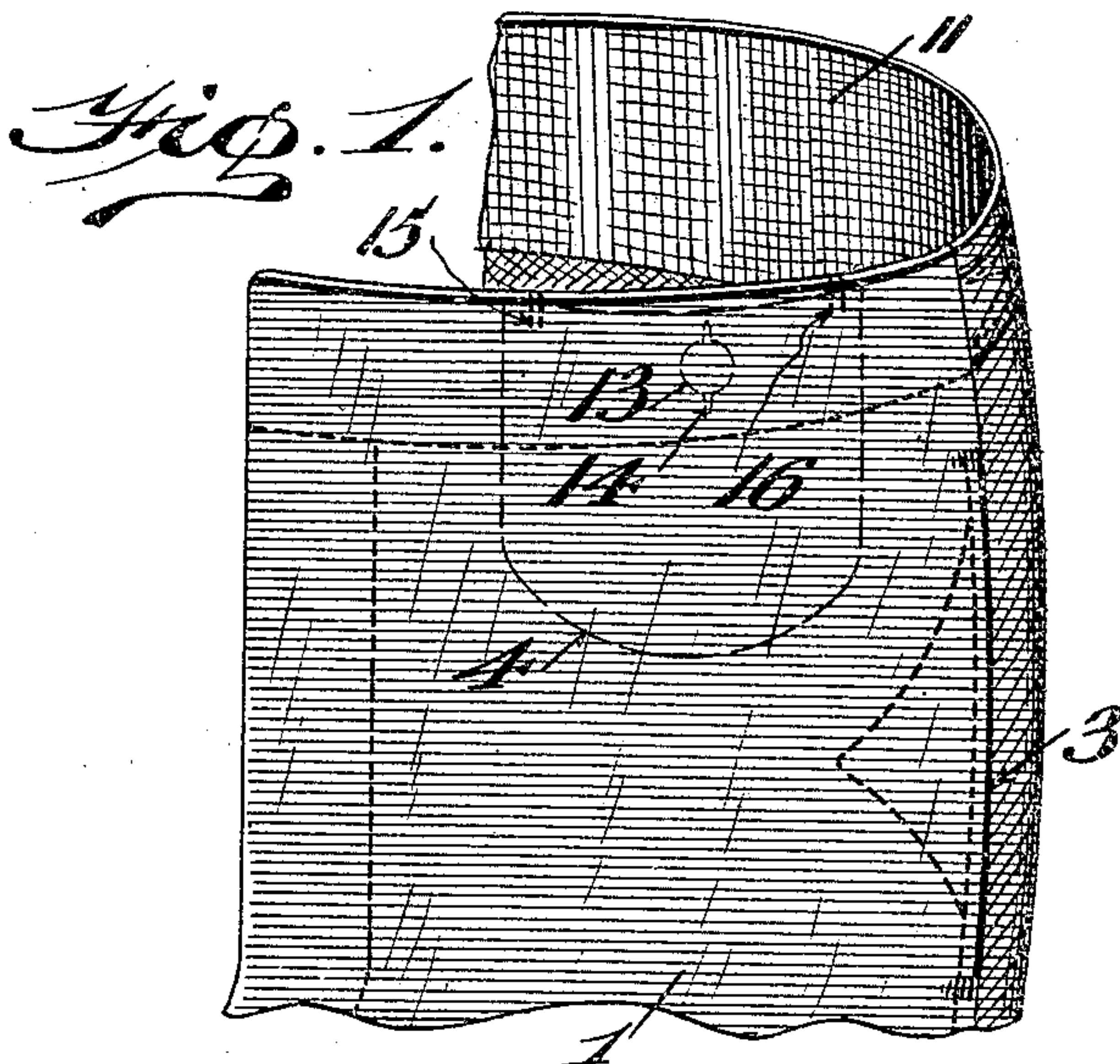


C. E. MORRIS.
POCKET FOR GARMENTS.
APPLICATION FILED DEC. 31, 1909.

959,247.

Patented May 24, 1910.

2 SHEETS—SHEET 1.



WITNESSES

H. E. Dietrich
L. Douville

BY

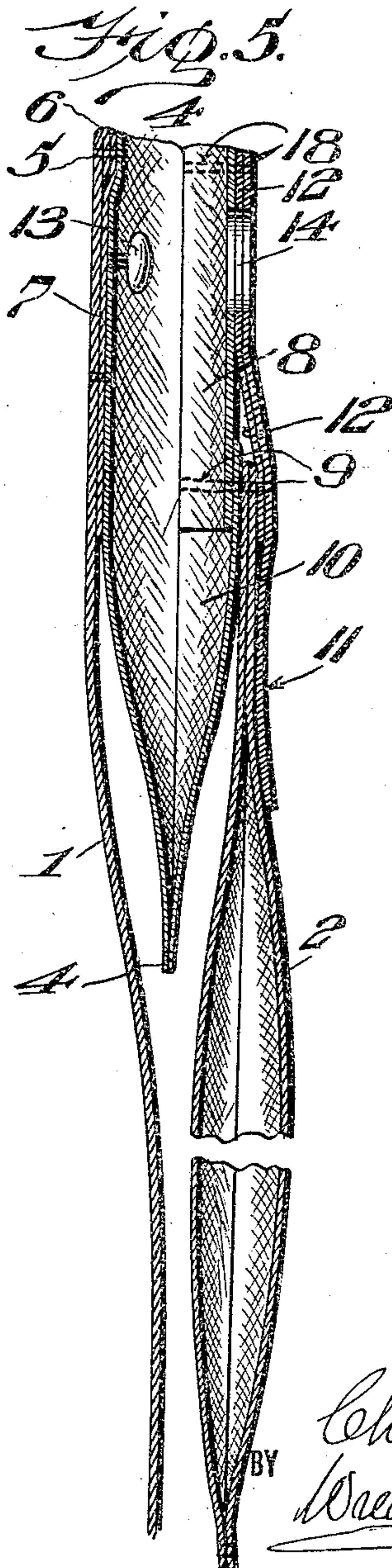
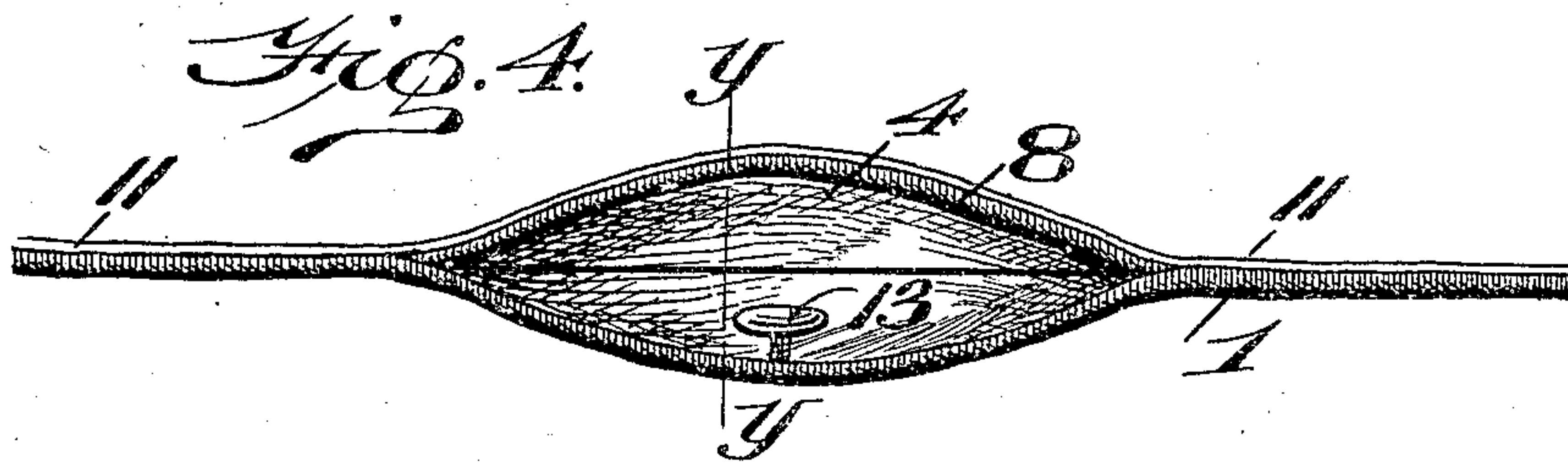
INVENTOR
Charles E. Morris.
Wiedersheim & Fairbanks,
ATTORNEYS

C. E. MORRIS.
POCKET FOR GARMENTS.
APPLICATION FILED DEC. 31, 1909.

959,247.

Patented May 24, 1910.

2 SHEETS—SHEET 2.



WITNESSES

H. P. Dietrich
L. Douville.

INVENTOR

Charles E. Morris.
Wiedersheim & Traubner,

ATTORNEYS

UNITED STATES PATENT OFFICE.

CHARLES E. MORRIS, OF PHILADELPHIA, PENNSYLVANIA.

POCKET FOR GARMENTS.

959,247.

Specification of Letters Patent.

Patented May 24, 1910.

Application filed December 31, 1909. Serial No. 535,857.

To all whom it may concern:

Be it known that I, CHARLES E. MORRIS, a citizen of the United States, residing in the city and county of Philadelphia, State of Pennsylvania, have invented a new and useful Pocket for Garments, of which the following is a specification.

My invention has for its object to provide a safety or secret pocket for trousers and consists in forming the same with a mouth or opening along the top edge of the trousers and concealed from the exterior and interior with means for closing the pocket which will be invisible from the exterior.

It further consists of other novel features of construction, all as will be hereinafter fully set forth.

Figure 1 represents a perspective view of a portion of a pair of trousers showing the secret pocket in dotted lines. Fig. 2 represents an elevation of the interior of a pair of trousers showing fastening means for the pocket. Fig. 3 represents a sectional view on line *x-x*, Fig. 2. Fig. 4 represents a top plan view of a portion of a pair of trousers showing the pocket open. Fig. 5 represents a sectional view on line *y-y*, Fig. 4.

Similar numerals of reference indicate corresponding parts in the figures.

Referring to the drawings: I am aware that it is customary to have what is termed a watch pocket in trousers but the same is not concealed and the opening to the pocket is always in the front of the trousers and visible therefrom.

My invention is designed to provide a safety pocket which is not visible to the ordinary observer and which can be shut or locked against the insertion of the hand or escape of the contents thereof and in the drawings I have shown an embodiment of my invention which I have found operates successfully in practice, but it will be evident that the arrangement of the parts may be varied, other instrumentalities may be employed and changes may be made in the construction which will come within the spirit of my invention and I do not therefore desire to be limited in every instance to the exact construction as herein shown and described but desire to make such changes as may be necessary.

1 designates a portion of the front of a pair of trousers formed of any suitable ma-

terial and which is provided with the usual pockets 2, only one of which is shown in the drawings.

3 designates the usual side opening to this pocket.

4 designates my safety pocket which is formed of any suitable material and which is connected along the upper outer edge, to the material forming the trousers, by stitching 5 in order to secure the same in place, it being noted that the stitching 5 also serves to bind the inturned edge 6 of the material in proper place and that between the pocket and the material 1 of the garment I provide a backing material 7.

8 designates a stay preferably formed of the same material as the trousers 1 and which is connected by means of stitching 9 to the inner side 10 of the pocket 4, it being noted in the present instance that the inner side of the pocket does not extend to the same height as the outer edge thereof. The pocket 2 is also stitched and connected with the stay 8 to the side 10 of my safety pocket 4 and in addition I provide a curtain lining 11 which is also secured by stitching 9 to the other parts, whereby it will be understood that I have provided a strong and durable construction and one which will hold the parts in proper position, it being noted more particularly from Fig. 2 that the secret pocket extends between the trousers 1 and the pocket 2 and is concealed thereby.

12 designates a stiffening material which is preferably placed between the curtain lining 11 and the stay 8 and which extends down sufficiently upon the exterior of the pocket 2 to be also engaged by the stitching 9.

13 designates a button which is adapted to pass through the button hole 14 formed in the stay 8, the stiffener 12 and the curtain lining 11 in order that the safety pocket 4 may be closed against the insertion of the hand or prevent the escape of the contents thereof. It will of course be understood that I do not desire to be limited to the button and button hole as any suitable form may be employed which will accomplish the desired purpose.

15 and 16 designate stitching which connects the opposite side edges of the stay 8 to the material or garment 1 and forms the opening proper of the pocket.

From the above it will be understood that I have provided a secret pocket, the open-

ing of which is along the edge of the garment and which is so situated as not to be visible from the front and in order that the pocket will be concealed by the usual pocket 2 from the interior. In addition, by the use of the button 13 one tab of the suspenders may be attached thereto which will act as an additional safety guard to prevent accidental opening of the pocket 4.

10 The curtain lining is connected along its edges at 17 to the garment excepting at the mouth of the safety pocket, at which point in the present instance it is connected along its edge at 18 to the stay 8, which forms the top part of the inner side of the said safety pocket, in the present instance.

Having thus described my invention, what I claim as new and desire to secure by Letters Patent is:—

20 1. In a garment, a curtain lining, a pocket suitably connected with said garment, a secret pocket situated between said first named pocket and the one side of the garment

proper, the outer upper edge of said secret pocket being connected with said garment, 25 a stay connected with said secret pocket, the ends of which are connected with said garment, said curtain lining and stay having a button hole therethrough and a button connected on the interior of said pocket and 30 adapted to pass through said button hole for holding the pocket closed.

2. In a garment, a pocket secured thereto, a secret pocket secured along its entire upper outer edge to said garment and lying between the garment and said first mentioned pocket, a curtain lining exterior of both pockets connected along its edges to said garment but disconnected therefrom for the distance of the mouth of said safety pocket, 40 and stitching connecting the side top edges of the safety pocket to the garment.

CHARLES E. MORRIS.

Witnesses:

H. MORRIS TEAF,
NORMAN B. LODGE.