

C. G. WARD.  
SAFETY RAZOR BLADE STROPPING DEVICE.  
APPLICATION FILED FEB. 4, 1907.

955,298.

Patented Apr. 19, 1910.

Fig. 1.

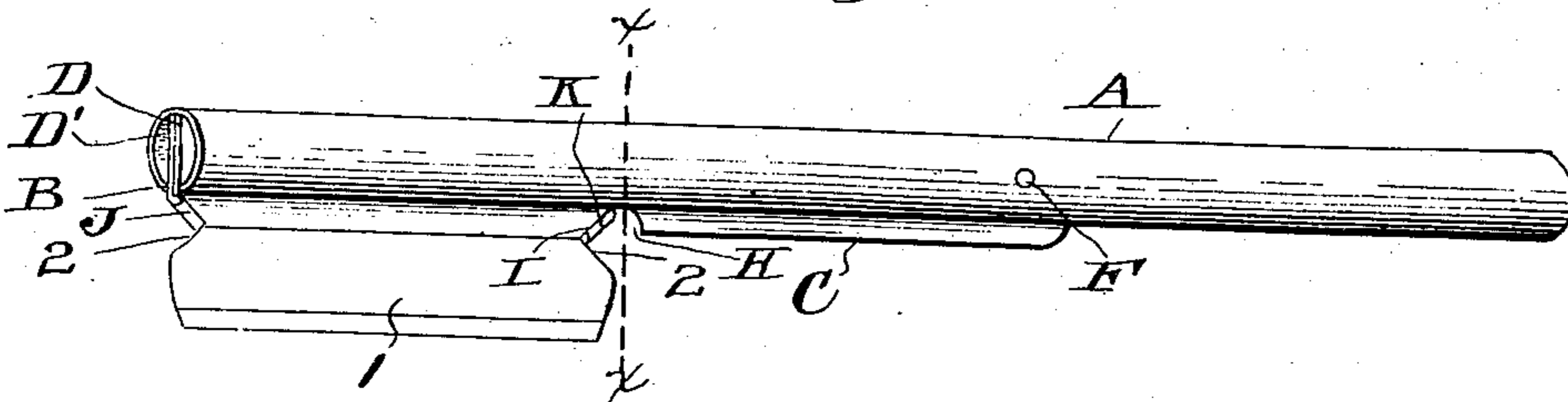


Fig. 2.

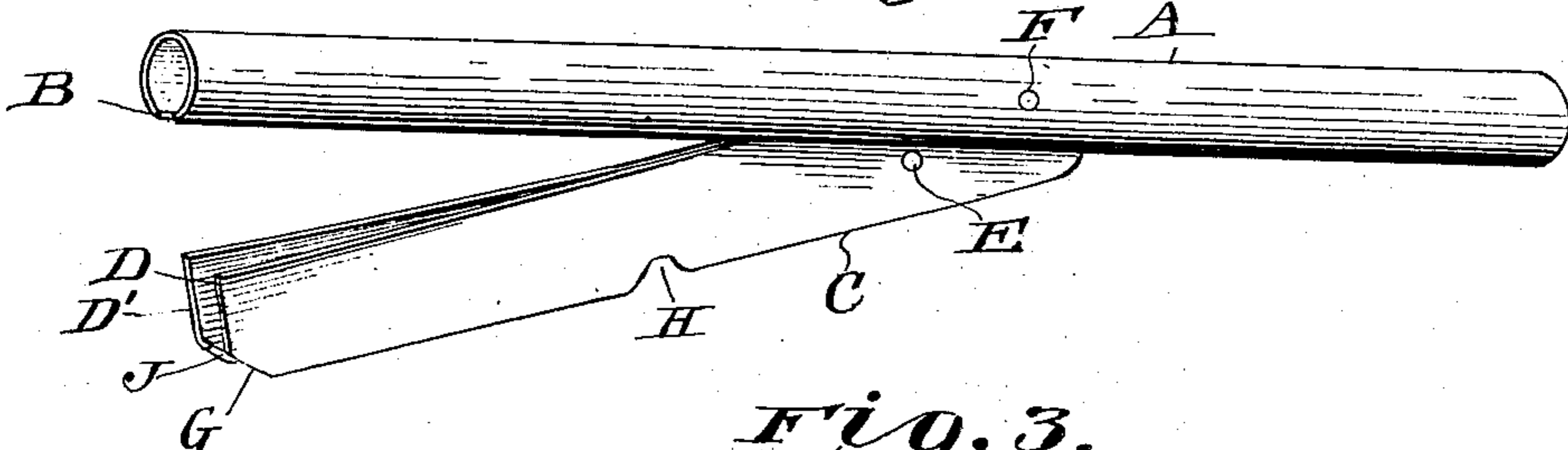


Fig. 3.

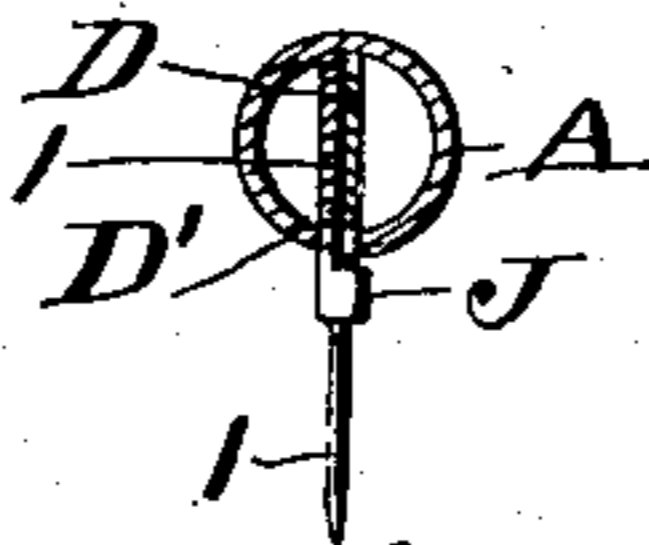


Fig. 4.


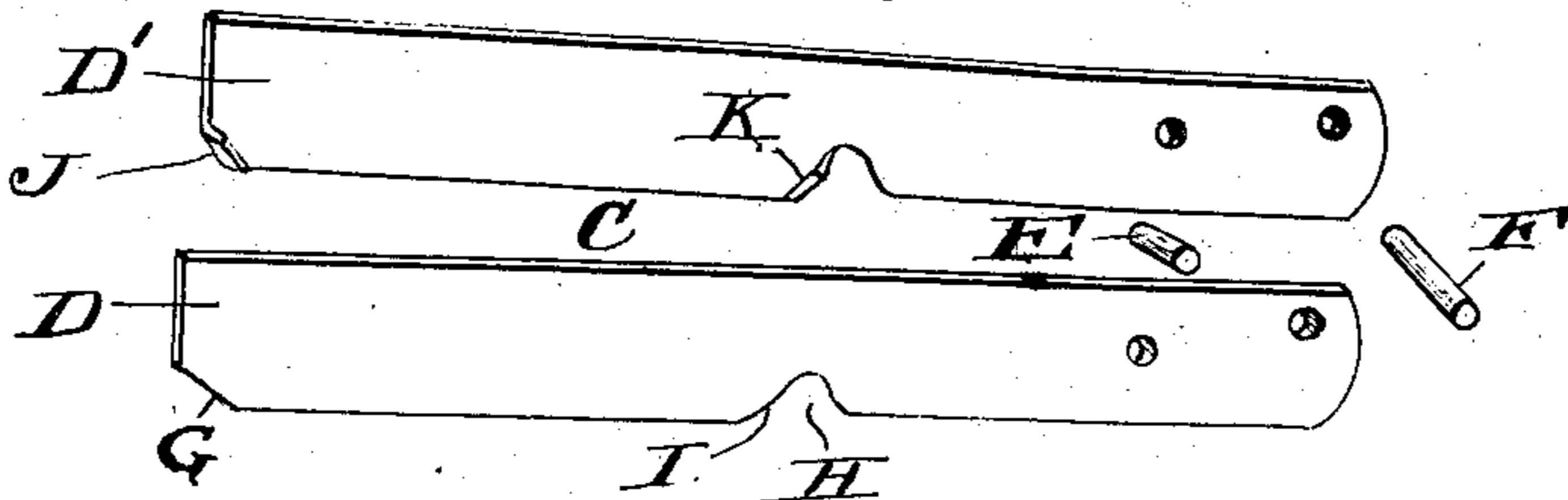


Fig. 5.



Inventor

Witnesses

Jas. H. Blackwood  
A. H. Anderson Jr.

Charles G. Ward

By D. A. Gourick

Attorney

# UNITED STATES PATENT OFFICE.

CHARLES G. WARD, OF CHICAGO, ILLINOIS, ASSIGNOR, BY MESNE ASSIGNMENTS, TO  
THE WARD SAFETY RAZOR COMPANY, OF CHICAGO, ILLINOIS, AND PORTLAND,  
MAINE, A CORPORATION OF MAINE.

## SAFETY-RAZOR-BLADE-STROPPING DEVICE.

955,298.

Specification of Letters Patent. Patented Apr. 19, 1910.

Application filed February 4, 1907. Serial No. 355,676.

*To all whom it may concern:*

Be it known that I, CHARLES G. WARD, a citizen of the United States, residing at Chicago, in the county of Cook and State of Illinois, have invented certain new and useful Improvements in Safety-Razor-Blade-Stropping Devices, of which the following is a specification.

My invention relates to devices for holding the blades used in safety razors while being stropped and is especially adapted to holding the blades employed in my safety razor for which I filed an application on Feb. 14, 1906, and which was given Serial No. 301,031.

The object of my invention is to provide a device that will securely hold the blade while being sharpened and in which the blade may be quickly secured and released.

To this end my invention consists of a slotted handle having a clamping member consisting of two plates of spring metal secured together and pivotally mounted in one end of the slot in the handle, the clamping member being shaped to receive the blade when the free ends of the plates of metal do not engage the slot and when the clamping member is pressed into the slot the plates of metal are pressed against the surfaces of the blade and hold it securely in position.

My invention will be described in detail hereinafter and illustrated in the accompanying drawings in which—

Figure 1 is a side view of my improved blade holder with the blade in position, Fig. 2, a view of the holder with the clamping member in position to receive a blade, Fig. 3, a cross-section on the line  $x-x$  of Fig. 1, and Fig. 4, a detail view of the device dismembered.

In the drawings similar reference characters indicate corresponding parts throughout the several views.

My improved stropping device consists of a handle A made preferably cylindrical in shape and may be made of a length of metal tubing. The handle A is provided with a longitudinal slot B in which is pivotally secured the clamping member C consisting of two plates of spring metal D and D' secured together adjacent to one end by means of a rivet E and pivotally secured to the handle A by means of a pin F.

The blade 1 employed in my safety razor

as shown and described in my said pending application has a V-shaped notch 2 at each end and in order that the blade may be secured between the plates D and D' I form the plate D with a beveled portion G at its outer end and a notch H intermediate of the ends of the plate with a beveled surface I and form the other plate D' with a lug J to engage the beveled portion G and another lug K to engage the beveled portion I.

The blade 1 is inserted when the device is in the position shown in Fig. 2 by laying it on the plate D' so that the lugs J and K engage the notches 2 in the ends of the blade. The clamping member C is then pushed into the slot B and the blade securely held by compression between the plates D and D', said slot B being just wide enough to receive the plates D and D' and blade 1 and hold the plates securely by frictional contact with the sides of the slot.

Having thus described my invention what I claim is—

1. In a device of the character described a slotted handle, and a clamping device pivotally secured in said slot, said clamp being opened and closed by withdrawing it from and returning it to the slot, substantially as shown and described.

2. In a device of the character described, a slotted handle, and a clamping device consisting of two plates of resilient material pivotally secured in said slot, said clamp being opened and closed by withdrawing it from and returning it to the slot, substantially as shown and described.

3. In a razor blade stropping device, a slotted handle, and a device for holding the blade consisting of two plates of resilient material pivotally secured in the slot in the handle and provided with means for engaging the blade to hold it in position, the blade being clamped in position by pushing the free ends of the plates into the slot in the handle, substantially as shown and described.

4. In a razor blade stropping device adapted to hold a blade having a notch in each end, a pair of plates of which one plate is provided with two lugs adapted to engage the notches in the razor blade, and the other of which is provided with notches or offsets coincident with the lugs, to accommodate the latter when the plates are brought

together with the blade between them, and means for holding the plates together with the blade between them, for stropping purposes, and for releasing them to permit them to be separated for the removal of the blade; substantially as described.

5. In a razor blade stropping device adapted to hold a blade having a notch at each end, a pair of plates of resilient material secured together near one end and tending to spring apart at their opposite ends, one of said plates being provided with a pair of lugs adapted to engage the notches in the opposite ends of the razor blade, and the other of said plates being provided with coincident notches or recesses to accommodate said lugs when the plates are pressed together with the blade between them, and means for pressing the plates together and holding them with the blade between them, for stropping purposes, and for releasing them and permitting them to spring apart for the removal of the blade; substantially as described.

6. In a razor blade stropping device adapted to hold a blade having a notch in each end, a pair of plates of resilient material secured together near one end and tending to spring apart at their opposite ends, one of said plates being provided along one edge with a pair of lugs projecting toward the opposing plate and adapted to engage the notches in the opposite ends of the razor blade, and the other of said plates being provided in its corresponding edge with coincident notches or recesses to accommodate said lugs, and a slotted holding or clamping device adapted to fit over and embrace the edges of said plates opposite the lugs and notches and clamp the razor blade in position between them; substantially as described.

7. In a razor blade stropping device adapted to hold a blade having a notch in each end, a slotted handle, a clamping device consisting of two plates of resilient material pivotally secured in the slot in the handle, and lugs on one of said plates to engage the notches in the blade aforesaid, the free ends of said plates being adapted to enter said slot to clamp the blade between them substantially as shown and described.

8. In a razor blade stropping device adapted to hold a blade having a notch in each end, a slotted handle, and a clamping device pivotally secured in said slot consisting of two plates of resilient material secured together adjacent to the pivot, one of

said plates being provided with lugs to engage the notches in the blade, said plates clamping the blade in position by their free ends entering the slot in the handle, substantially as shown and described.

9. In a razor blade stropping device, the combination of a pair of plates of resilient material secured together near one end and tending to spring apart at their opposite ends, and provided at the latter end with blade-engaging means, and means at their free ends, to hold them together with the blade in position between them, for stropping purposes, and for releasing them and allowing them to spring apart to permit the blade to be disengaged from them; substantially as described.

10. In a razor blade stropping device, the combination of a pair of plates of resilient material secured together near one end and tending to spring apart at their opposite ends, and provided at their latter ends with blade-engaging means, and a slotted holding or clamping device adapted to fit over and embrace the edges of said blades near their free ends and clamp the razor blade in position between them; substantially as described.

11. In a razor blade stropping device, the combination of a pair of plates of resilient material secured together near one end and tending to spring apart at their opposite ends, and provided at their latter ends with blade-engaging means, and a tubular slotted holding or clamping device having a pivotal connection with said blades and adapted to fit over and embrace their edges near their free ends, to clamp the razor blade in position between them; substantially as described.

12. In a razor blade stropping device, the combination of the two plates D D<sup>1</sup> of resilient material, secured together near one end, as at E, and tending to spring apart at their opposite ends, and provided with blade-engaging means, and the tubular clamp or holder having the slot B and adapted to fit over and embrace the free ends of the blades D D<sup>1</sup> and hold them together and clamp the blade in position between them; substantially as described.

In testimony whereof I hereto affix my signature in the presence of two witnesses.

CHARLES G. WARD.

Witnesses:

J. H. STOUFFER,  
M. E. GOSSARD.