

E. C. COOK.
 AUTOMATIC CLEANER FOR LATCH KNITTING MACHINES.
 APPLICATION FILED DEC. 3, 1908.

954,932.

Patented Apr. 12, 1910.

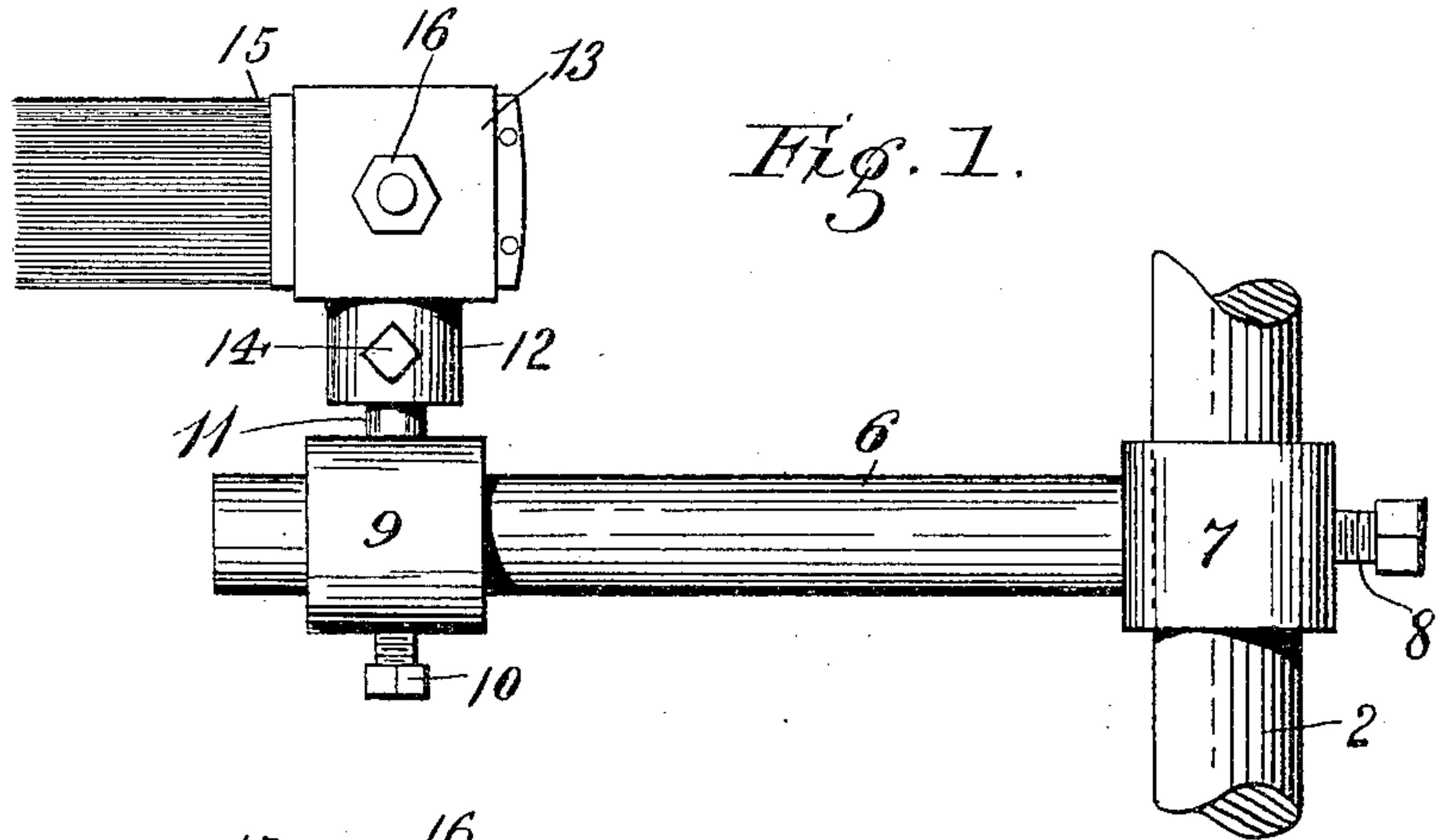


Fig. 1.

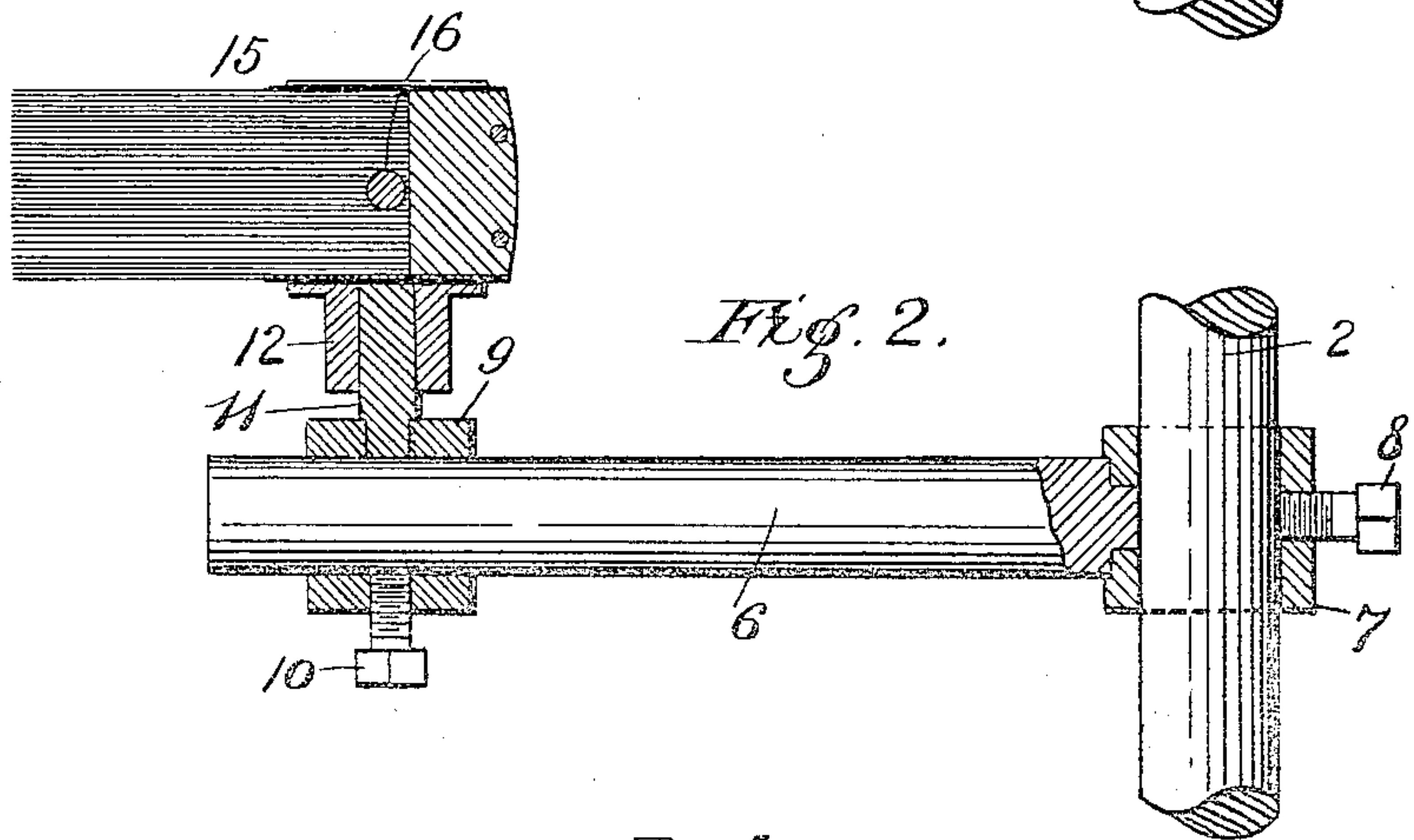


Fig. 2.

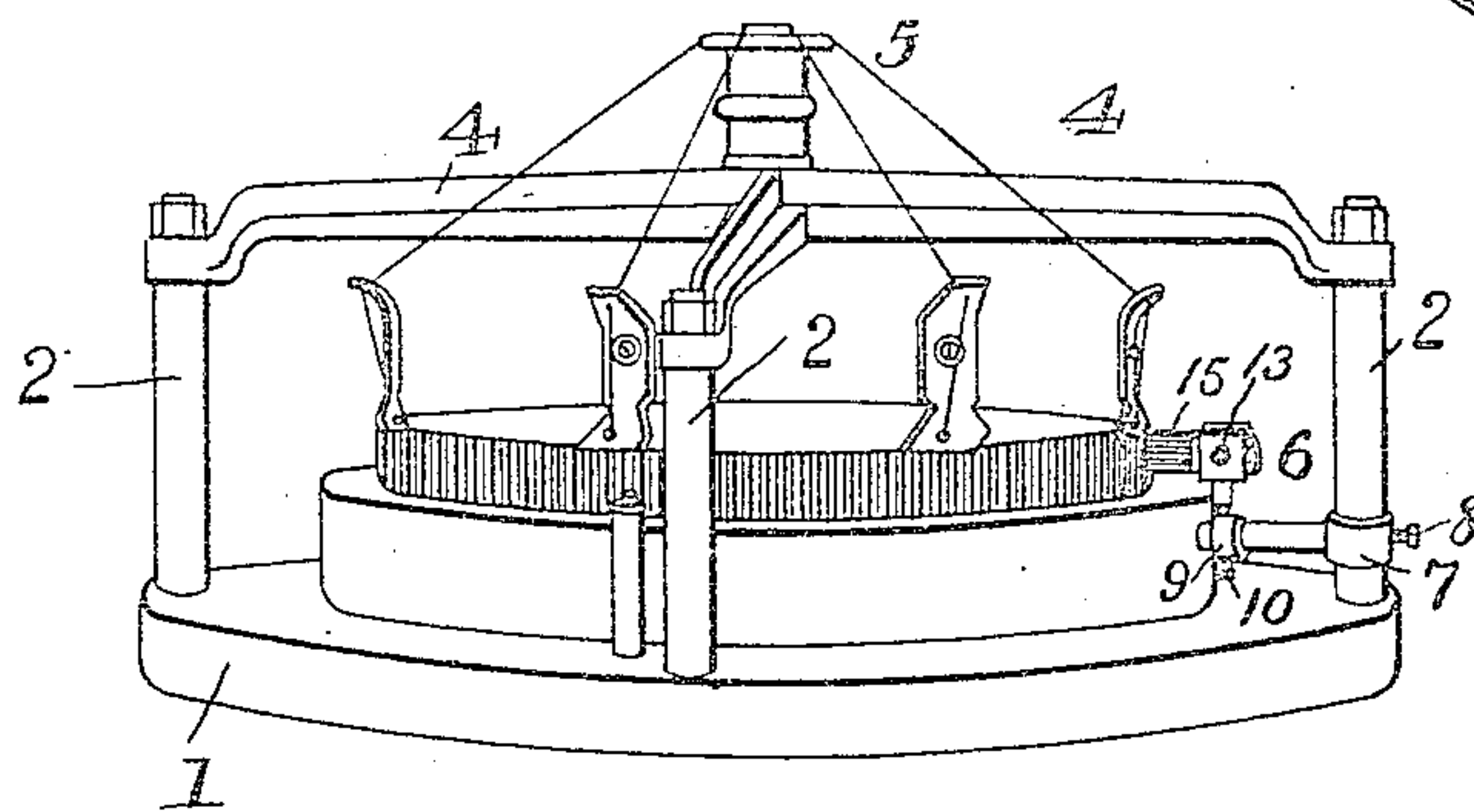


Fig. 3.

Inventor

E. C. Cook.

Witnesses

F. L. Ourand

R. M. Duffie

By

John S. Duffie
 Attorney

UNITED STATES PATENT OFFICE.

EDWARD C. COOK, OF ST. JOHNSVILLE, NEW YORK.

AUTOMATIC CLEANER FOR LATCH KNITTING-MACHINES.

954,932.

Specification of Letters Patent.

Patented Apr. 12, 1910.

Application filed December 3, 1908. Serial No. 465,774.

To all whom it may concern:

Be it known that I, EDWARD C. COOK, citizen of the United States, residing at St. Johnsville, in the county of Montgomery and State of New York, have invented certain new and useful Improvements in Automatic Cleaners for Latch Knitting-Machines, of which the following is a specification.

My invention has relation to an automatic cylinder and cylinder needle cleaner for use on latch needle knitting-machines and other machinery.

The main object of my invention is to produce a device of the kind mentioned which will automatically clean the cylinder and cylinder needles of a circular latch needle knitting machine.

Another object of my invention is to produce a device as specified that is adjustable in three respects, that is, vertically, horizontally, and the brush may be adjusted at any desired angle within the circumference of a circle.

With these and other objects in view my invention consists of the novel construction and arrangement of the elements thereof as are fully described in this specification, illustrated in the accompanying drawings and particularly pointed out in the claim hereunto appended; and I attain these objects by the virtue of the construction of my invention which is brought forth in said drawings, in which—

Figure 1 is a side elevation of my device in its normal position. Fig. 2 is a similar view partly in section. Fig. 3 is a perspective view of a knitting-machine head embodying my invention.

Referring more particularly to the drawings my invention is described as follows: A knitting-machine head 1, is provided with four vertically extending posts 2, arranged in spaced relation to one another. Two arms 3 and 4, arranged at right-angles, forming the X-shaped structure 5, have their ends secured to the upper ends of said vertical posts 2. Secured to one or more of

said vertical posts is a horizontal arm 6, by means of a collar 7, formed on or secured to the outer end thereof. Said arm by means of said collar is adapted to be vertically adjusted on the post upon which it slides and is held in the desired position by means of a set screw 8. A sleeve 9, is fitted to said horizontal arm and is held in whatever position that is desired by means of a set screw 10. Formed on said sleeve 9, is an annular projection 11, which is adapted to be received by the collar 12, of the brush-holder 13, said collar 12, being held at whatever angle that is desired by means of a set screw 14. The brush 15, of said brush-holder is held therein by means of nut and bolt connections 16. It is pointed out that the said brush may be a rotary one or a straight one, or of any size or shape desired.

Although I have specifically described my invention I may exercise the right to make such slight modifications in its construction as do not fall without the scope of the appended claim.

Having described my invention what I claim as new and desire to secure by Letters Patent is:

In an automatic cylinder and cylinder needle cleaner comprising a horizontal arm, a collar secured to the outer end thereof, a sleeve slidably held to said arm, said sleeve carrying suitable engaging means between itself and the arm, said sleeve provided with a projection, a brush-holder provided with a collar, the opening in said collar being circular in shape, said projection loosely received by said collar of said brush-holder, the collar being capable of revolving around the projection, means carried by the collar to temporarily hold it in engagement with the projection when desired, substantially as shown.

In testimony whereof I affix my signature, in presence of two witnesses.

EDWARD C. COOK.

Witnesses:

GEORGE H. SNELL,
D. S. ACKEMAN.