
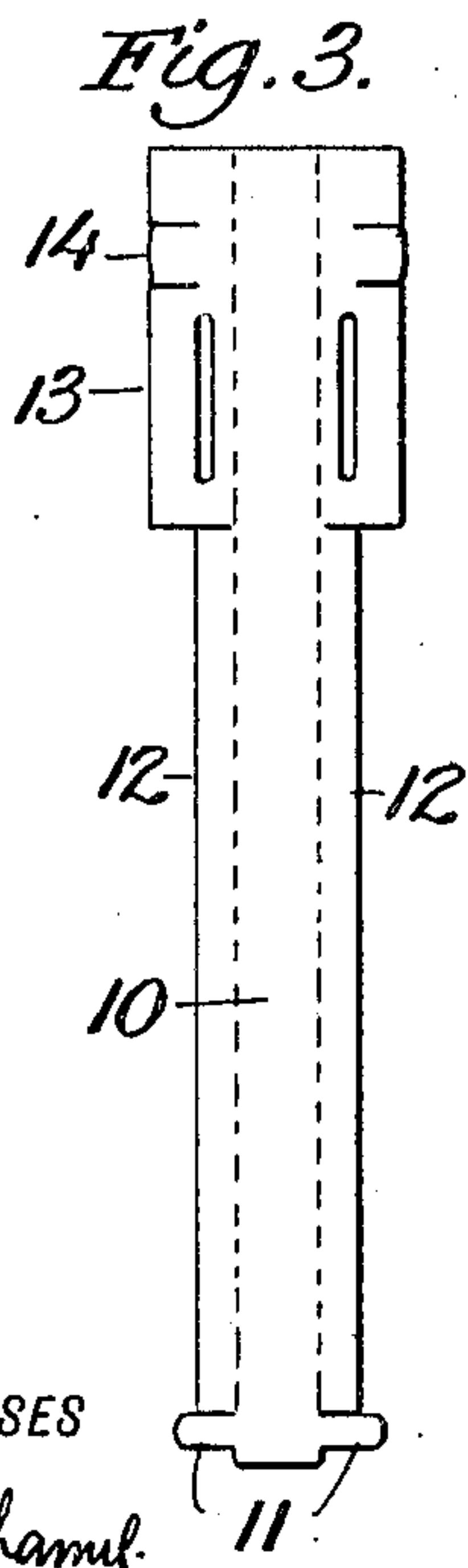
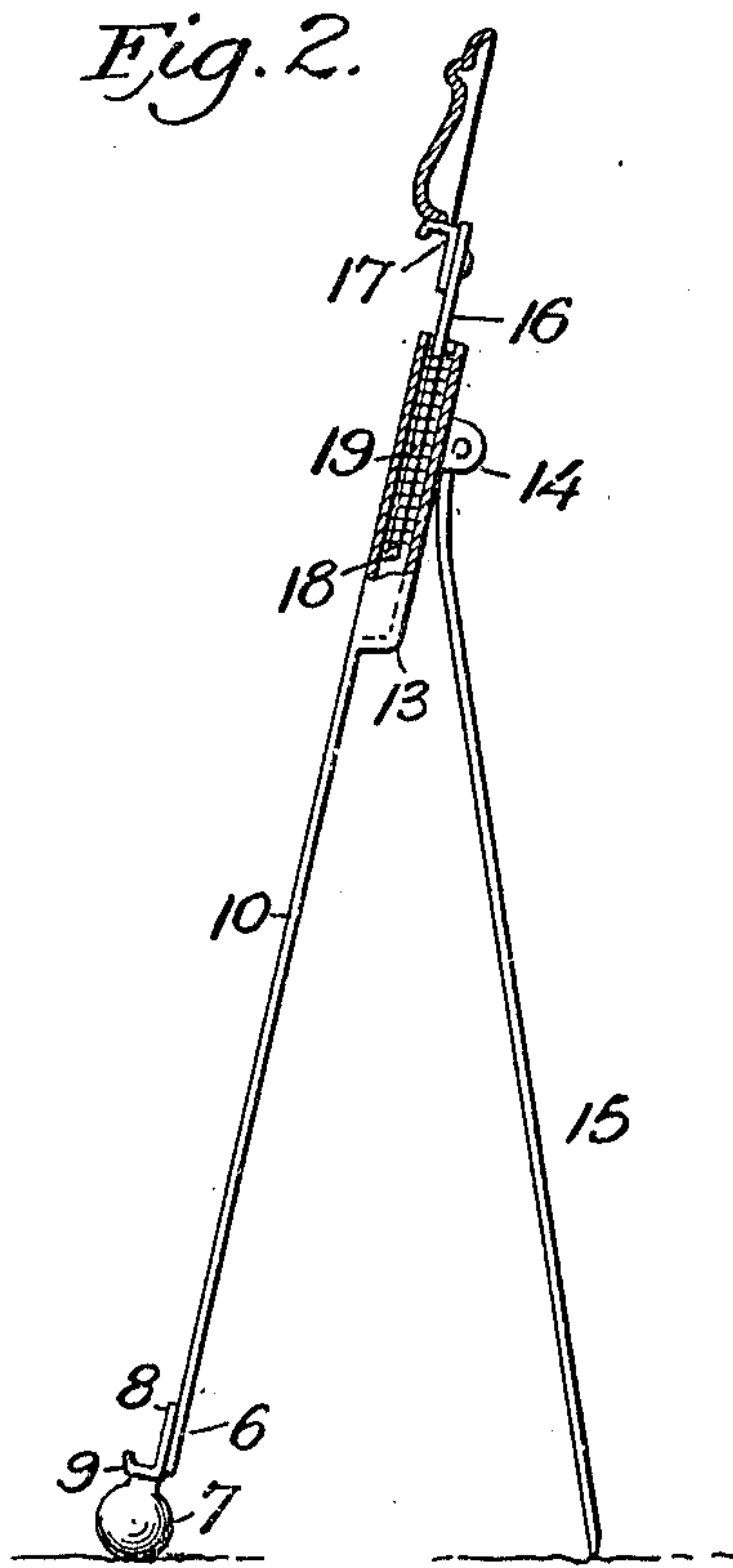
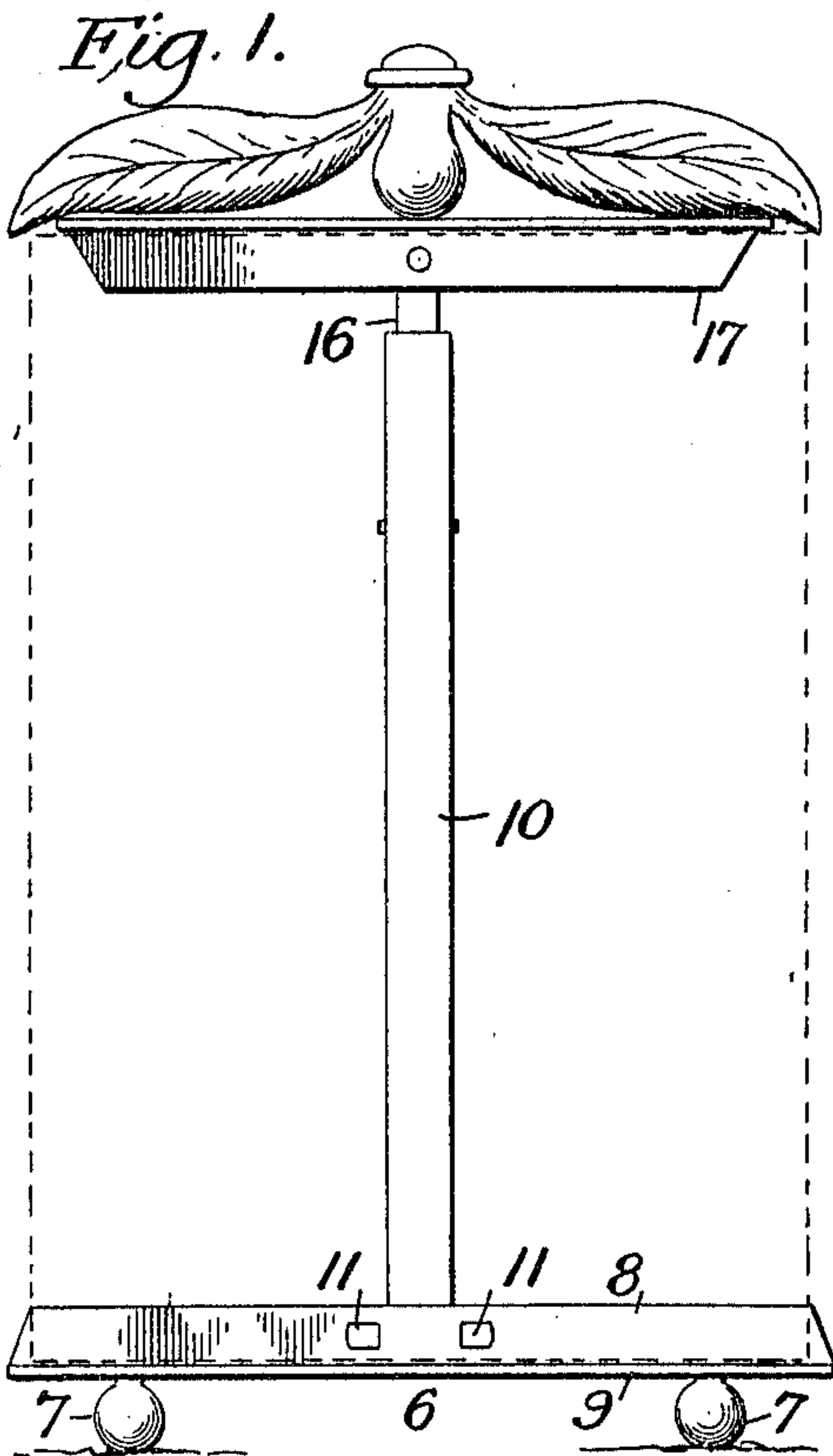


B. SILFA.
 PICTURE FRAME.
 APPLICATION FILED OCT. 17, 1908.

954,351.

Patented Apr. 5, 1910.



WITNESSES
James F. Duhamel
Chas. Gibson

INVENTOR
Belisario Silfa
 BY
Victor J. Evans
 ATTORNEYS

UNITED STATES PATENT OFFICE.

BELISARIO SILFA, OF BROOKLYN, NEW YORK.

PICTURE-FRAME.

954,351.

Specification of Letters Patent.

Patented Apr. 5, 1910.

Application filed October 17, 1908. Serial No. 458,252.

To all whom it may concern:

Be it known that I, BELISARIO SILFA, a citizen of Santo Domingo, residing at Brooklyn, in the county of Kings and State of New York, have invented new and useful Improvements in Picture - Frames, of which the following is a specification.

This invention relates to picture frames and its object is to provide a frame to receive and hold pictures of different sizes and hold same for display, as will be more fully described in the following specification, set forth in the claim and illustrated in the drawings, where:

Figure 1 is a front view of the frame holder. Fig. 2 is a side elevation of same partly in section. Fig. 3 is a view of the blank for the support. Fig. 4 is a front view of the frame detached.

The frame 5 may be of any slightly different sizes to hold photographs or small pictures and is of the usual construction and adapted to be held by the holder shown in Figs. 1 and 2.

The holder consists of a base piece 6 with legs 7 of any preferred shape or design. This base piece comprises two portions 8 and 9 at right angles to each other, the part 9 forming a ledge upon which the frame 5 rests while in the holder. Attached to the middle of the part 8 is a supporting piece 10 with the attaching lips 11 at its lower end and reinforcing wings 12 along its length. At the upper end of the supporting piece is a box 13 with ears 14 in which is pivoted the prop 15. In the box 13 plays the stem 16 of upper clamping piece 17 and at the lower end of the stem are lateral studs 18

and between these studs and the upper side of the box is a spring 19 encircling the stem 40 and exerting a downward tension on the clamping piece 17.

A frame of any dimension within a certain range of length say an inch, may be inserted in the holder and held there by the 45 coöperation of the clamping member 17 and the base piece 6, the spring readily yielding to the adjustment but firmly holding the frame in position to exhibit the picture.

The holder and especially the clamping 50 piece 17 will be provided with ornamental features which will make an attractive device.

It is obvious that so far as permitted by the scope of the appended claim the parts 55 may be otherwise arranged or modified in construction without departing from the essential features above described.

What I claim as new and desire to secure by Letters Patent is: 60

In a picture frame, the combination with a base piece having a ledge, of an upright having a slotted box at its upper end and attached to the base piece, a clamping piece co-operating with the ledge to hold a frame 65 or picture, a stem depending from the clamping piece and having a pin to extend through the slots of the box and a spring between the top of the box and the pin.

In testimony whereof I affix my signature 70 in presence of two witnesses.

BELISARIO SILFA.

Witnesses:

JAMES F. DUHAMEL,
MAE W. CLINTON.